

# April 7 – April 19, Lowest Positivity Rate, Highest Vaccination Rate in NYS

## COVID-19 Data

### Disease Incidence

**4,090** total positive cases (+110),  
(65 active cases)

**4** hospitalized, 30 deaths

### Vaccine Doses

**28,116** first doses, **19,654** 2nd doses  
(57,906 first doses reported by NYS)

## Executive Orders / Governor Announcements

**April 6 - [EO 202.101](#)** – Outdoor capacity guidelines, Gyms/Fitness Center curfew lifted, Bars can serve alcohol after the "kitchen closes." Upon discharge from hospital to nursing home, a covid vaccine must be offered.  
All prior EOs extended to May 5.

## County / Partner Operations

**4/5** Reach Medical administers 50 vaccines at clinic, Southside Community Center

**4/10** TCHD administers 200 vaccines at pop-up clinic, on Ithaca's West Hill, Lehman Alternative Community School

**4/12** TCHD collaborates with college partners for "College Student Vaccination Day" (Cornell, IC, TC3); event planned for 4/15 is cancelled on 4/13 due to J&J vaccine pause

**4/13** Over 50% of Tompkins County residents are [reported](#) to have received at least one dose of the vaccine

**4/19** Planning begins for vaccine POD in Groton, to be held Saturday, 4/24

## Communications/Messaging

**4/6 - [Announcement](#)** of West Hill Pop-Up Vaccination Clinic, shared success of Southside Community Center Clinic with Reach Medical

**4/6 & 4/13** – Health Department issues weekly [COVID-19 vaccine eligibility and dose availability updates](#) for Tompkins County

**4/13 - [Health Alert](#)** – Administration of Johnson & Johnson COVID-19 Vaccine Paused; "College Student Vaccination Day" Cancelled

**4/13 - TCHD Vaccination Registry [translated](#)** into multiple languages (including Spanish, Traditional & Simplified Chinese, Korean, Karen and Burmese)

**4/14 - Tompkins Weekly [article](#):** "Leaders optimistic for future with 16+ vaccine eligibility"

**4/15 - [Health Department thanks](#)** Mask Makers and community partners; directs mask donations to local food cabinets



# COVID-19 Hours

	Regular Hours	OT Hours Worked	Reg Pay	OT Pay	Comptime
Totals	60,833	9,020	\$2,015,911	\$108,879	\$361,214

Comptime is the dollar equivalent of the hours "earned."

# FFCRA Leave (Families First Coronavirus Response Act)

		Employees	Total Hours
<b>FFRA</b>	2/3's pay	29	2,980
<b>FRP</b>	Full Pay	70	4,351

**FFRA** = 2/3rds pay

(initial 2 weeks an employee does not need to use available fringes to supplement their pay; week #3 through week #12 an employee is required to supplement using their available fringes)

**FRP** = Full Pay

Two weeks (up to 80 hrs., available)

Examples: 1. employee goes during worktime to get COVID test; 2. an employee is quarantined until results show negative for COVID-19 test; employee is quarantined after travel, etc.)

# COVID-19 Related Expenses

**\$3,185,000 (+\$000k) as of 4/19/21 .**

•Primary changes:

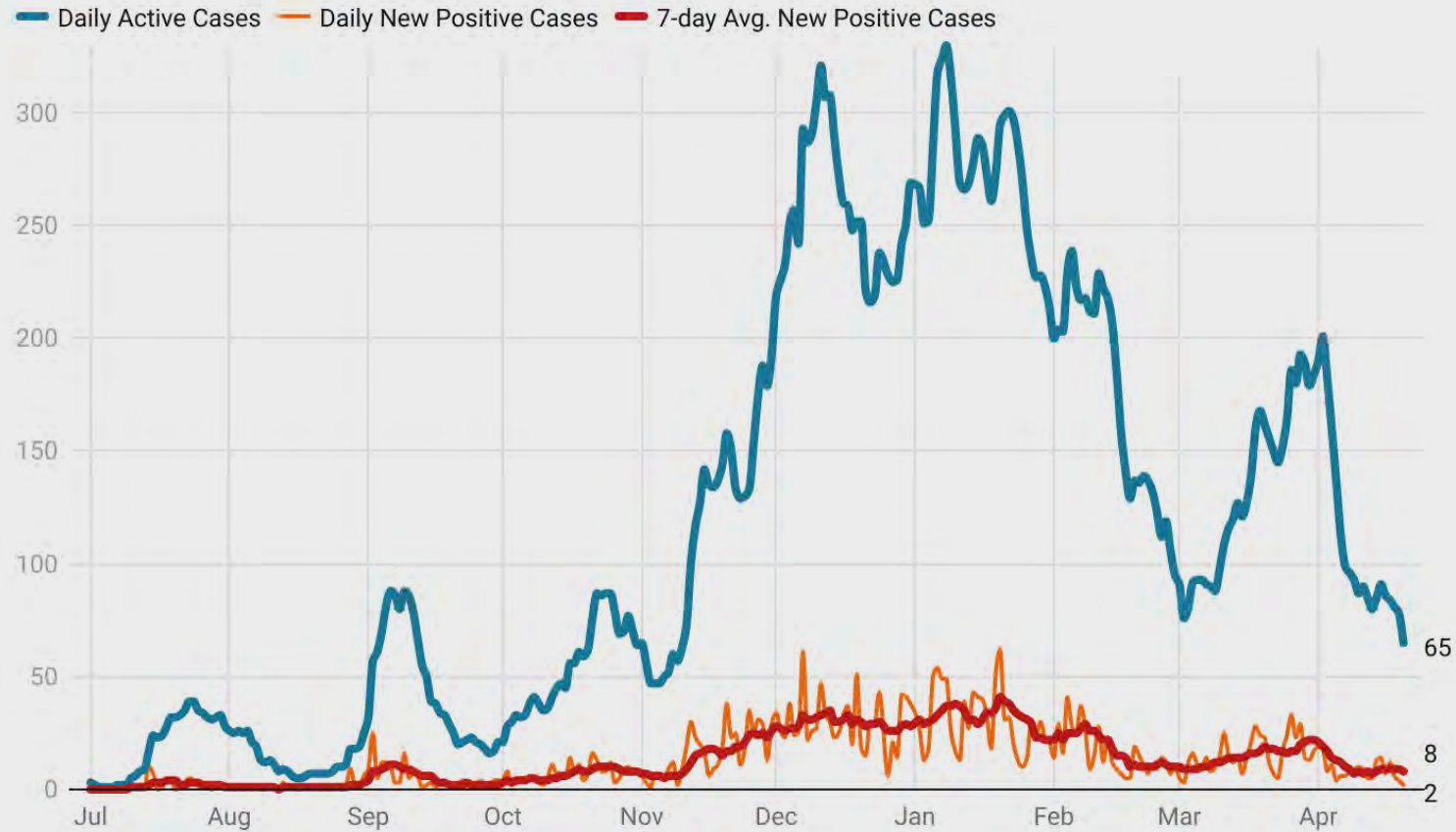
- Cayuga Medical – COVID Testing \$ 204,400
- Contract staffing (Nursing) \$ 24,800



# COVID-19 Disease Prevalence

## Daily Active Cases + 7-Day Avg. New Cases

COVID-19, Tompkins County, N.Y. Data from 7/1/20 to the present. Active cases are calculated as total positive cases minus the totals of both released cases and deaths.



*Daily Active Cases are the total number of positive cases minus the total released cases and deaths.*

Chart: Tompkins County Health Department, Ithaca, N.Y. • Source: TCHD • Created with Datawrapper



# COVID-19 Disease Prevalence

## Percent Positive Tests (avg. cases / avg. tests)

COVID-19, Tompkins County, N.Y. Data from 12/1/20 to the present. Avg. cases and tests are 7-day rolling averages.



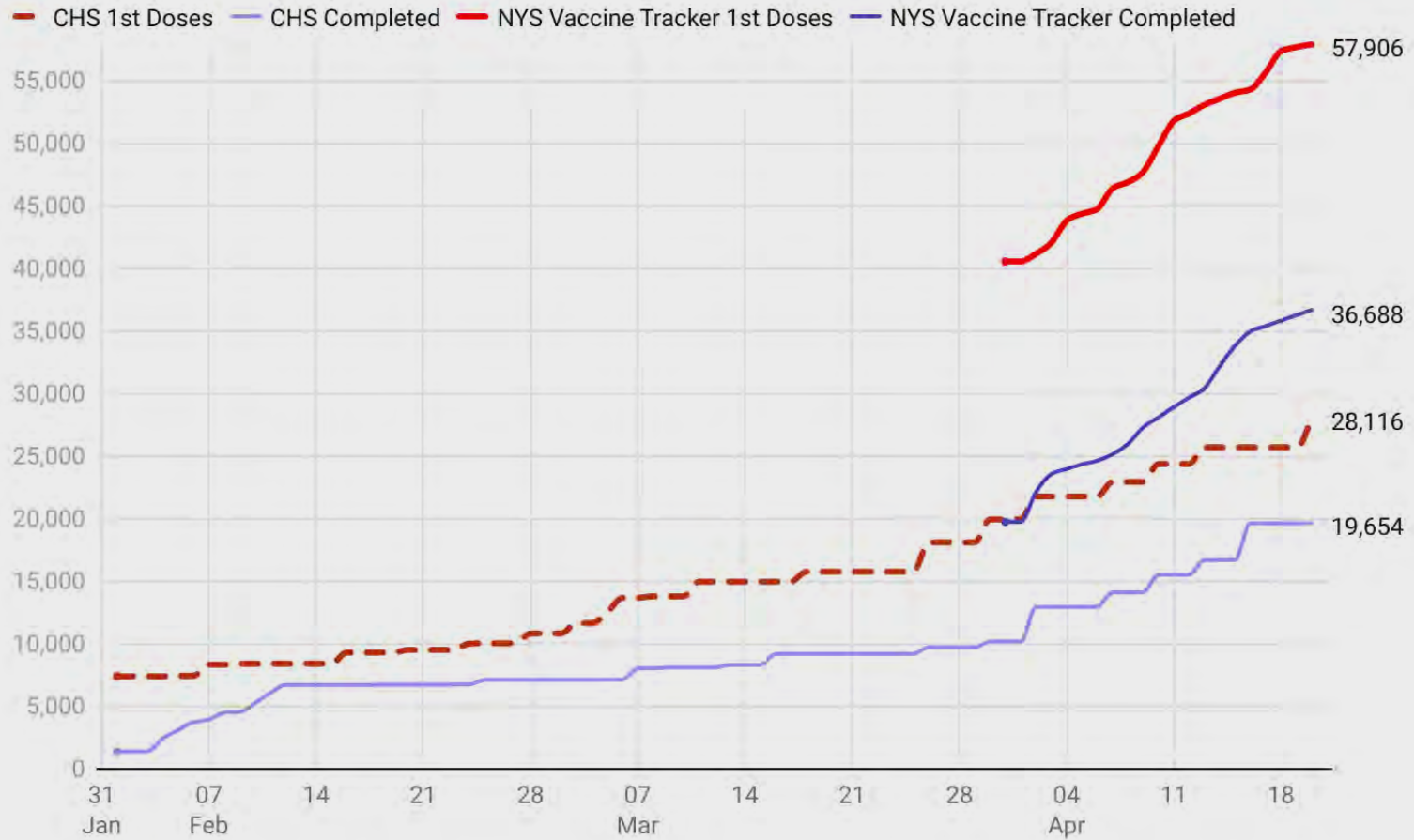
Chart: TCHD • Source: TCHD & Electronic Clinical Laboratory Report System (ECLRS) at NYSDOH • Created with Datawrapper



# COVID-19 Vaccination Progress

## Total COVID-19 Vaccinations (Tompkins County)

Administered by Cayuga Health System (CHS) and Tompkins County Health Department, Ithaca, N.Y.



"Completed" represents the total of all 2nd doses plus all J&J single dose vaccines administered.

Chart: TCHD • Source: CHS + TCHD, from Feb. 1, 2021 • Created with Datawrapper





# Vaccination Demographics

## Age

First Doses, n=58,169

(Inclusive of nursing homes and travelers to other sites)

*Includes all first vaccine doses of Tompkins County residents through 4/19/2021*

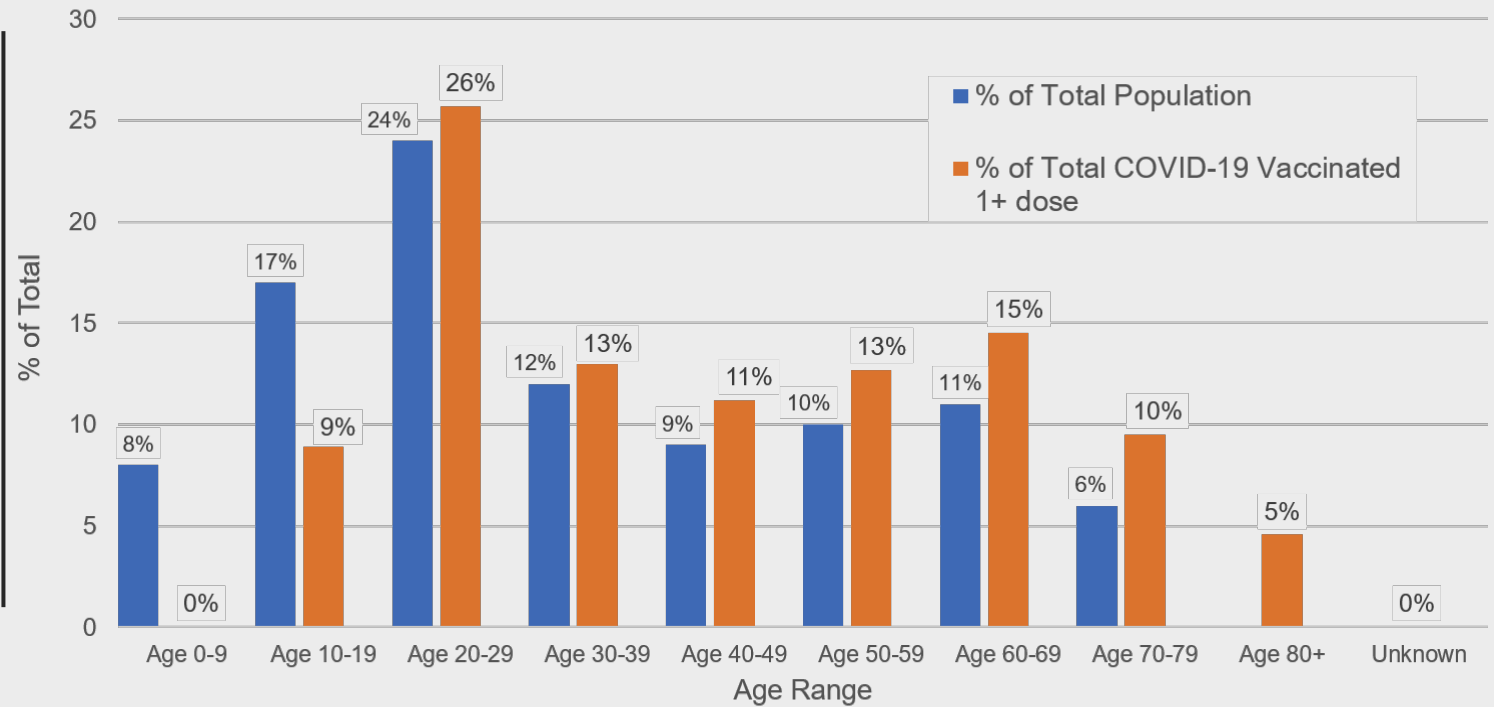
*Total population data source: 2018 ACS 1yr est.*

*Updates will occur when large enough numbers are present to protect the privacy of individuals.*

*Data reported through NYS Immunization Information System (NYSIIS)*

*Data is self-reported by each vaccinated individual.*

Age Distribution – By Percentage Total Population & COVID-19 Vaccinated 1+ dose  
(Tompkins County residents as of April 20, 2021; N=58,169)



# Vaccination Demographics

## Race

First Doses, n=58,180

(Inclusive of nursing homes and travelers to other sites)

*Includes all first vaccine doses of Tompkins County residents through 4/19/2021*

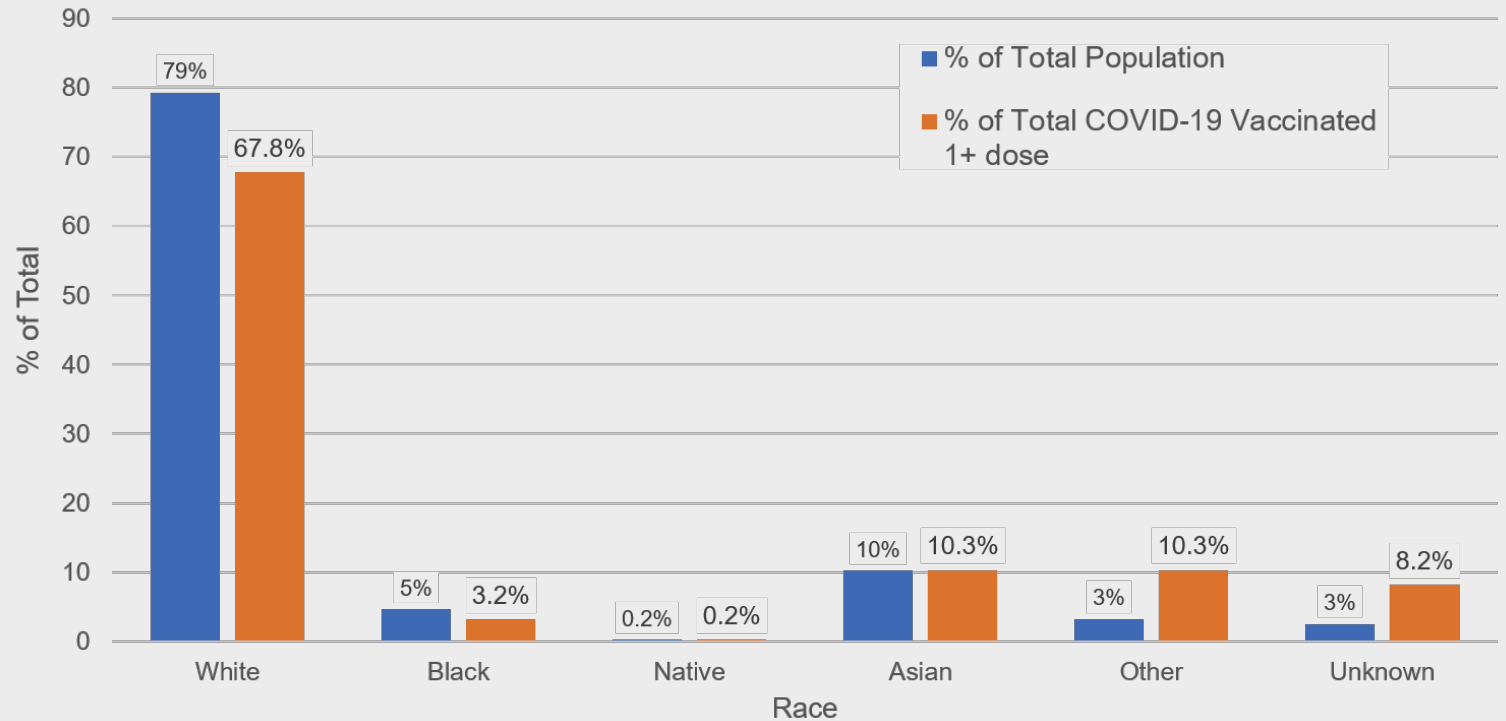
*Total population data source: 2018 ACS 1yr est.*

*Updates will occur when large enough numbers are present to protect the privacy of individuals.*

*Data reported through NYS Immunization Information System (NYSIIS)*

*Data is self-reported by each vaccinated individual.*

Race Distribution – By Percentage Total Population & COVID-19 Vaccinated 1+ dose  
(Tompkins County residents as of April 20, 2021; N=58,180)



# Vaccination Demographics

## Ethnicity

First Doses, n=58,180

(Inclusive of nursing homes and travelers to other sites)

*Includes all first vaccine doses of Tompkins County residents through 4/19/2021*

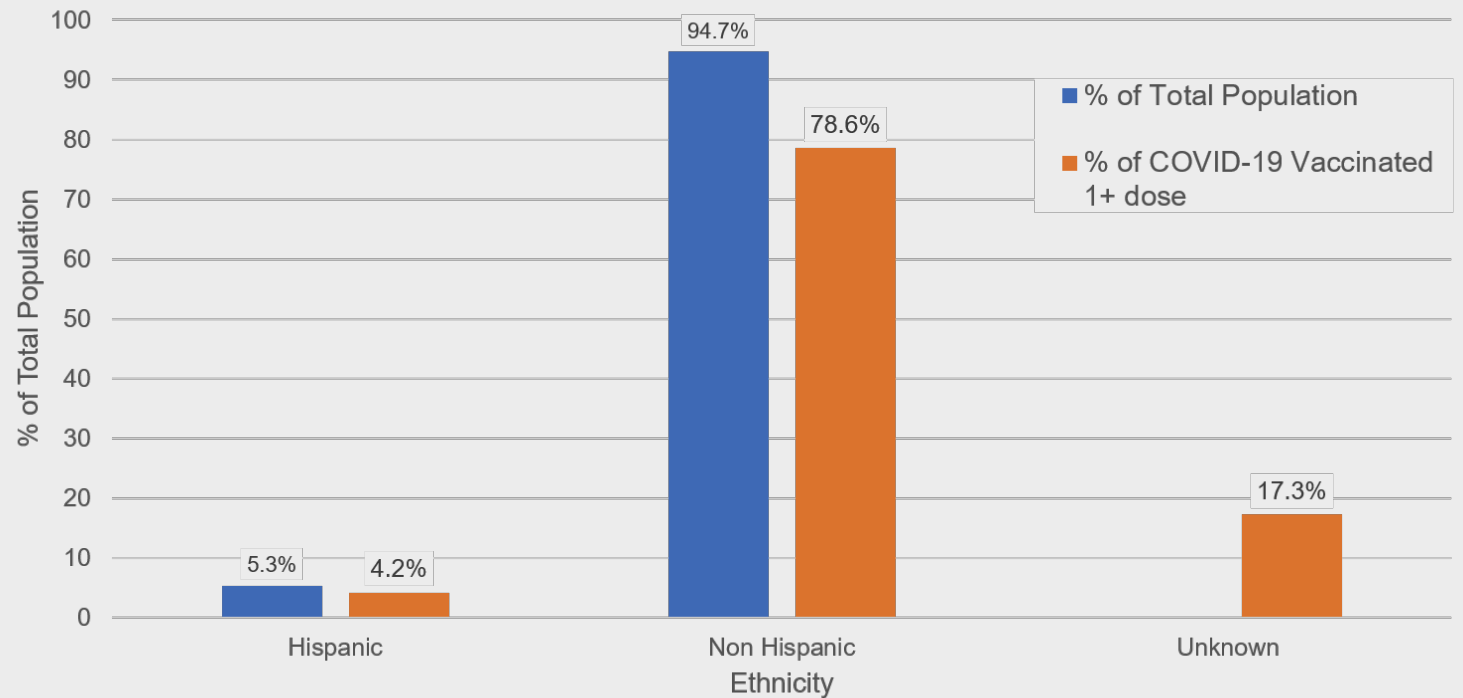
*Total population data source: 2018 ACS 1yr est.*

*Updates will occur when large enough numbers are present to protect the privacy of individuals.*

*Data reported through NYS Immunization Information System (NYSIIS)*

*Data is self-reported by each vaccinated individual.*

Ethnic Distribution – By Percentage Total Population & COVID-19 Vaccinated 1+ dose  
(Tompkins County residents as of April 20, 2021; N=58,180)







**Vaccines  
Protect Us All**

## Pop-Up Pods LACS & Groton



- LACS / West Hill Pop-Up a Success
  - 200 Doses Administered
  - Door-to-Door Outreach
  - Partnership with Local Leaders & Volunteers
  - Addressing Skepticism/Hesitancy
- 50+ Doses Planned for Village of Groton Pop-Up
  - Saturday, 4/24 at Groton School Gym
  - EOC Logistics and Outreach Teams in Place



# County Return-to-Office Considerations & Planning



EOC County Operations Team is considering return-to-office protocols & plan.

[NYS Reopening Office Guidance](#)

Current disease prevalence is **low**. All adults are eligible for vaccination.

EEOC [Guidance](#): employers may ask employees their vaccination status, would be voluntary, not HIPPA protected.

Conferred with Department Leadership, found that:

- *What did we learn?*
  - We continued to serve the public.
  - Our workforce was agile.
  - Need to review Work From Home/Flexible work policies to continue to be the employer of choice.

## Next Steps:

- Workgroup convened of DH's/Asst DH's
- Develop processes, procedures, and expectations of the new way of working.



# Transportation Costs



## ASAP Cabs (4/8/20 - 3/31/21)

- \$165,586
- (485 round trips – 525 people transported)

Gadabout - 474 trips @ \$30 per trip = \$14,220

OurBus - 249 trips @ ~\$26 per trip ≈ \$6,500

TCAT – students have been using their normal bus pass, therefore no current indicator



# Testing Costs

Week	Total CHS Sampling Site Tests	Tompkins County Only	W/o symptoms or exposure	This is who we pay for: No sponsoring organization	Weekly cost to TC	TC % of total tested	75% Share of FEMA	25% Share
<b>Total</b>	<b>88,426</b>	<b>60,690</b>	<b>41,244</b>	<b>26,022</b>	<b>\$2,386,240</b>	<b>29%</b>	<b>\$1,789,680</b>	<b>\$596,560.00</b>
<i>Average per week</i>	<i>2,680</i>	<i>1839</i>	<i>1250</i>	<i>789</i>	<i>\$72,310.30</i>	<i>29%</i>	<i>\$54,232.73</i>	<i>\$18,078</i>

