



## Preliminary Analysis of Crime Trends

ITHACA, NEW YORK

**matrix**   
consulting group

# Methodology

---

- ◆ We received crime data for 2016 up to December 2021, showing total reported crime occurrences by category for each year.
- ◆ For 2020, we received more detailed data that includes the date and time of each reported crime occurrence.
- ◆ Given that 2021 was a partial year, the 2020 data was used to estimate crime occurrences in the remainder of 2021 based on seasonality.







# Violent Crime Trends

- ◆ Violent crimes occurred at a 54% higher rate in 2021 compared to the average over the previous five years (2016 – 2020).
  - Aggravated assaults are up by 125% over the same period.
  - Murder, rape, and robbery slightly down (-7% vs 5YR avg.).

	2016	2017	2018	2019	2020	Adjusted 2021	
<b>Violent Crime</b>	<b>39</b>	<b>49</b>	<b>80</b>	<b>42</b>	<b>98</b>	<b>95</b>	
Murder	1	1	0	1	1	1	N/A
Rape	8	12	12	5	12	13	
Robbery	17	24	30	9	33	17	
Agg. Assault	13	12	38	27	52	64	






# Property Crime Trends

- ◆ Property crimes have risen moderately compared to violent crimes, up 22% in 2021 over the 5YR avg. Additionally:
  - Motor vehicle thefts are up 150%.
  - Burglaries occurred at the avg.
  - Thefts are up 22%.

	2016	2017	2018	2019	2020	Adjusted 2021	
Property Crime	893	920	828	825	1,175	1,137	
Burglary	80	74	64	50	143	82	
Larceny-Theft	793	826	747	758	1,019	1,014	
M. Vehicle Theft	20	19	15	15	13	41	
Arson	0	1	2	2	0	0	N/A

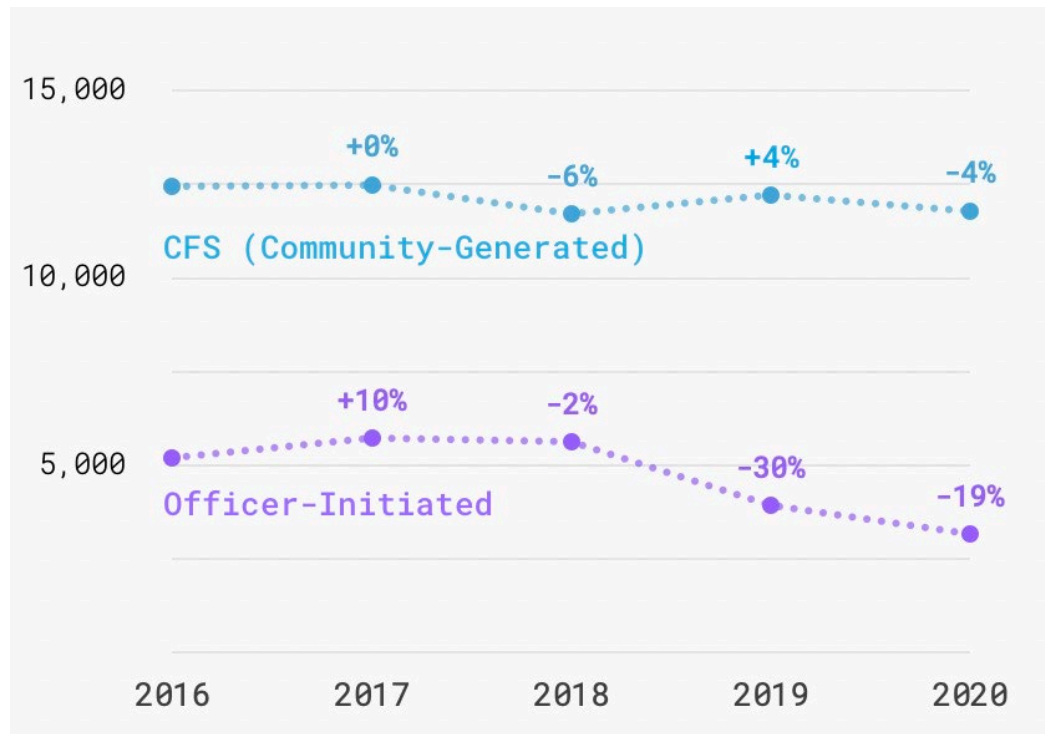
# Arrest Trends

- ◆ Over the same time period, far fewer arrests have been made. Compared to the average for 2016 – 2020:
  - Felony arrests down 26%.
  - Misdemeanor arrests down 41%.
  - Violation arrests down 77%.

	2016	2017	2018	2019	2020	Adjusted 2021	
Felony Arrests	151	183	188	114	109	110	
Misdemeanor Arrests	891	1,002	914	606	409	450	
Violation Arrests	1,137	1,078	769	426	205	169	
Warrant Arrests	252	372	386	297	231	281	
DWI Arrests	76	60	52	42	12	25	

# Officer-Initiated Incident Trends

- Over the same time period, call for service remained relatively stable, while officer-initiated activity declined markedly similarly to arrest trends:



# Takeaways

---

- ◆ In 2021, crime did not increase universally across all categories.
- ◆ Specific types of crime, such as aggravated assaults, increased significantly in 2020 and 2021.
- ◆ At the same time, arrests and officer-initiated activity have decreased markedly.
- ◆ However, this does not imply causality between the two trends.