

# COVID-19 Tompkins County Response

---

**Presentation to the Tompkins County Legislature**

**2020:** April 7, April 21, May 5, May 19, June 2, June 16, July 7, July 21, August 18, September 1, September 15, October 6, October 19, November 5, November 17, December 1, December 15

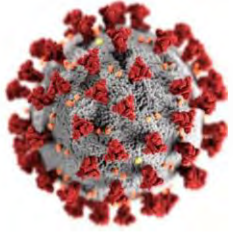
COVID-19 Spread

County Operations

Exec. Orders

Communications





# January – Health Department Response Begins

## COVID-19 Spread

No positive cases in  
Tompkins County

## County Operations

**1/27** COVID related  
conference calls begin

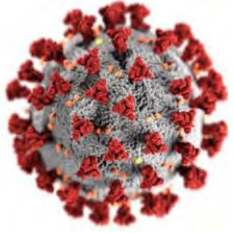
- Internal (TCHD)
- External
  - Higher Ed
  - Cayuga Health Systems

## Communications/ Messaging

**1/24** CDC Link about  
Novel Coronavirus  
added to [TCHD  
website](#)

**1/29** Cornell issues a  
[statement](#) regarding  
travel from Wuhan  
region





# February – Preparing Early Response

## COVID-19 Spread

**2/3** Cornell [announces](#) a person presenting symptoms and placed in isolation

## County Operations

**2/3** Health department nurses work with isolated individuals

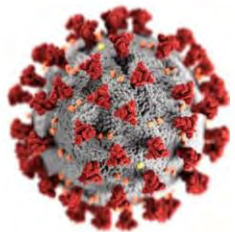
**2/5** Increased communications with Cornell; including weekly teleconferences

**2/28** Discussion with TST BOCES and all District Superintendents on district responses

## Communications/ Messaging

**2/27** [Press release](#) from Health Department on COVID-19  
incl. travel, symptom, and employer guidance





# March (2-9) – Collaboration & Planning

## County Operations

**3/2** Healthcare Provider working group meets with TCHD

**3/3** COVID-19 Community Response Meeting with County Administration, Cornell University, and community partners

**3/4** Amie Hendrix deployed to work with Health Department on response

**3/6** Internal discussion re: COVID-19 Response in Government Operations

**3/7 – 3/8** Meetings with Cayuga Health Systems, Cornell University and Tompkins County to discuss community response

**3/9** Departments asked to develop Continuity of Operations Plans specific to COVID-19

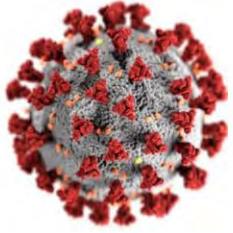
## Exec. Orders

**3/7** [Emergency Declaration 202](#) from Governor Cuomo

## Communications/ Messaging

**3/9** [Press Conference](#) regarding developments of COVID-19 and community preparedness and response





# March (10-14) – EOC Activated

## COVID-19 Spread

**3/10** Health Department [announces](#) 2 negative test results, issues statement on quarantine and number of individuals in quarantine (42)

**3/14** First positive case confirmed

## Exec. Orders

**3/12** [Executive Order 202.1](#): Cancellations of all gatherings over 500 people

## County Operations

**3/11** Economic Development Community (TCAD, DIA, Chamber, Workforce, Schools) to discuss potential closings and event planning

**3/11** Bridgette Nugent from Youth Services deployed to assist with COVID-19 Response

**3/12** Planning with school district superintendents to close schools county-wide

**3/14:** Emergency Operations Center Activated

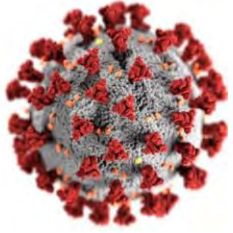
- Planning Section Chief: Jay Franklin
- Logistics Section Chief: Jessica Verfuss
- Operations Section Chief: Frank Kruppa
- EOC Coordinator: Amie Hendrix
- Policy Lead: Jason Molino

## Communications/ Messaging

**3/13** Regular calls begin to occur with Chief Elected Officials and Non-Profits

**3/13** Press Conference with Schools, [Local Order to Declare Local State of Emergency](#)





# March (15-18) - Coordinating Community Response

## Executive Orders

**3/16** [202.3](#) – Closure of restaurants/bars/casinos, gym/fitness center/movie theaters

**3/16** [202.4](#) – Local government reduced to 50% in-office workload. Schools are closed until April 1

**3/18:** [202.5](#) – Village elections postponed until a new date

## County Operations

**3/15** Assessment and planning of Community Partners (Food, Childcare, Sheltered Communities, Schools, Transportation)

**3/16:** Coordination with childcare providers

**3/16:** Planning Team met to define essential workers. Develop process to reduce in-house workforce by 50%

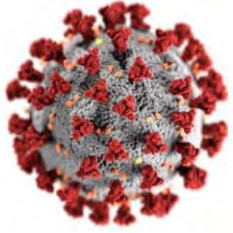
**3/16:** First sampling site is put in place on Craft Road

**3/17:** Finalized 50% reduction in Tompkins County workforce

## Communications/ Messaging

**3/16:** Public Information Team expands to include Jeremy Betterley (R&MM) and Shannon Alvord (Youth Services)





# March (18-21) Workforce Reductions Impact Community

## Executive Orders

**3/18** Private business reduced to 50% by workforce for non-essential businesses

**3/19** Private business reduced by 75% of workforce for non-essential businesses

**3/20** Private business reduced to 0% of workforce for non-essential businesses

**3/21** [EO 202.9](#) – Mortgage forbearance for 90 days

## County Operations

**3/18** EOC disperses to remote operations

**3/19** Daycare providers coordinate with EOC to define essential workers

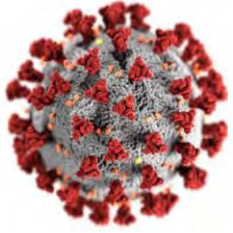
**3/19** Foodbank of Southern Tier to plan Food Hub location

**3/20 & 3/21** Homeless Planning with Department of Social Services

## Communications/ Messaging

**3/21** Dominick Recckio begins as the Communications Director





# March (23-31) - Significant Increase in Testing

## Executive Orders

**3/23:** [202.10](#) – non-essential gatherings cancelled

**3/27:** [202.11](#) – Schools closed until April 15

**3/28:** [202.12](#) – Presidential primary moved to June 23

**3/29:** [202.13](#) – All Executive Orders are changed to an April 15 expiration date.

## County Operations

**3/24:** Lansing drive thru [sampling site opens](#)

**3/25:** Coordination with TCAT as essential service

**3/26:** COFA delivers 88 grocery boxes to seniors

**3/31:** Coordination with Mental Health and Substance Use Disorders providers

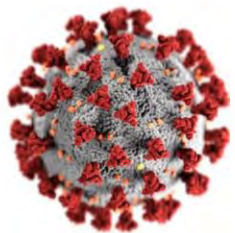
## Communications/ Messaging

**3/23:** [#StayHomeTompkins](#) campaign begins

**3/25:** First Community Contact Investigation [Press Release](#)

**3/27:** Messaging from County becomes "Stay at Home"





# April – Stopping the Spread

## COVID-19 Spread

**103** total positive cases (4/7/2020)

## Executive Orders

**4/7** [202.14](#) – Closure of schools and businesses to 4/29

## County Operations

**4/3** School Check-Ins

**4/3** Continued Homeless discussion with Housing Providers


**4/6** Coordination with Foodbank to discuss Northern Tompkins County location for food drop off spot

## Communications/ Messaging

**4/5** Wegmans Coffee Shop Contact Investigation

**4/7** Mental Health Services Updates Posted on Websites

**4/7** Over 240 public inquiries to date at TCHD



# Emergency Operations Center Objectives



1. Identify cases, isolate the sick, quarantine the exposed, and protect vulnerable populations
2. Provide information to the public, media, and County staff to increase public awareness, address misinformation, and protect the public and increase community resiliency
3. Prepare for widespread transmission in Tompkins County
4. Prepare for, observe, and respond to community impacts related to COVID-19
  - a) Childcare/Schools
  - b) Food
  - c) Transportation
  - d) Shelter/Homeless
  - e) Economy
5. Continue County operations to meet the community needs and expectations of local government



# EOC Hours: March 7 – 28

- Public Information  
(4 FTE/ 8 team members): **550+**
- Planning (4 FTE/ 6 team members): **750+**
- Operations/Coordination/Logistics  
(4 team members): **780+**



# Food:

## Responding to Community Needs

- **Schools** – Delivering between 7,700-8,000 meals a day. Schools are partnering with a local food pantry to deliver groceries, diapers, formula, laundry detergent, etc.
- **Foodnet** – has delivered 14 days of frozen meals to ~650 seniors. Continuing to deliver meals bi-daily to limit contact (calling on days of not delivering).
- **Foodbank & Food Pantries** – over 80,000 pounds of food delivered (April 2). Cornell distributed 16,000 pounds.



# Childcare: Responding to Community Needs

- 115 spots available for essential workers in licensed day care facilities – 17 used – some part-time.
- Registered facilities (in-home childcare) have not closed.



# Employment:

## Emerging Community Needs

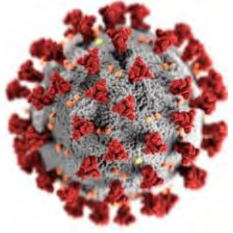
- In 2008 weekly filings of Unemployment Insurance peaked at 50 per week
- According to Career Center data, the number of filings for Unemployment Insurance:
  - Week of March 23, 2020: 348
  - Week of March 30, 2020: **1,200**



# Community Responses to Those Experiencing Homelessness

- Telehealth within Southwest Park began on 4/6/2020 for medical needs
- Outreach workers have provided masks to all people in Southwest Park
- People have been able to move from the dewatering sight
- Continuing to work with community partners for solutions to support those who may not have a home to quarantine or isolate within





# April (8-14) – Stopping the Spread

## COVID-19 Spread

**116** total positive cases  
(4/14/2020)

**2 Deaths** of NYC residents  
transferred to CMC (4/10 &  
4/11)

## Executive Orders

**4/9** [202.15](#) – Delayed all  
public hearings to June 1,  
2020 and called for ballots to  
be accepted via mail

**4/12** [202.16](#) - Public facing  
essential employees must be  
provided a mask

## County Operations

**4/10** TCHD planning & operations call  
with skilled nursing, assisted living, etc.

**4/11** ASAP Cab begins providing  
transportation via calling 2-1-1  
for arrangements

**4/13** Meeting of food providers on NYS  
EOC response

**4/13** All employee email re: using masks

**4/13** County State of Emergency extended  
for 30 days, Emergency Orders for license  
d daycare centers and schools extended,  
effective 4/14

## Communications/ Messaging

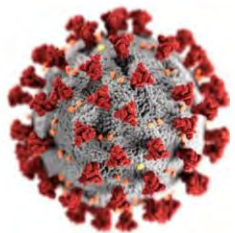
**4/8** Interview with WSYR  
Re: Social Distancing score  
of A-

**4/11** TCHD issued  
recommendations for parks  
and recreation facilities

**4/14** TCHD issues a letter  
to essential businesses

**4/14** Swift911 call from  
Frank to 50K people, Stay  
Home Messaging





# April (15-21) – Stopping the Spread

## COVID-19 Spread

**123** total positive cases (4/20/2020)

## Executive Orders

**4/15** [202.17](#) – Individuals required to wear masks when in public and unable to maintain social dis

## County Operations

**4/15** 34 Cab rides to the sampling site have been reported to date

**4/17** EOC call with mask independent mask-making efforts, coordination of new mask-making initiative begins

Partners include: TST BOCES, Tompkins Chamber, Tompkins Mask Makers, So Sew Many

*Over \$1,100 was donated on 4/21 (first day seeking donations) to provide lunches for volunteers from small businesses.*

## Communications/ Messaging

**4/15** [WENY Town Hall](#) recorded, airs 4/17, 18, 19

**4/15** EOC Operations [article](#) by Ithaca Voice

**4/16** Community release re: Lansing Mirabito employee testing positive

**4/18** Call for mask-making volunteers

**4/20** Letter to essential businesses to request masks



# COVID-19 Hours

	Regular Hours	OT Hours Worked	Reg Pay	OT Pay	Comptime
<b>Totals</b>	20,744.55	1,672.60	\$677,434	\$22,425	\$78,562

# Estimated Emergency Leave

PP Ending	Employees	Hours	Total Paid
<b>21-Mar</b>	254	4,633	\$115,736
<b>4-Apr</b>	301	12,422	\$304,079
<b>18-Apr</b>		11,238	\$277,884
<b>Total</b>		28,294	\$697,699

First two pay periods are actual, third includes actual hours and estimated total paid

# COVID-19 Related Expenses

## \$15,946 as of 4/20/2020

More than 50% related to remote work capabilities:

- \$6,875 – First Light Increased Bandwidth
- \$3,451 – Zoom licensing
- \$1,318 – Bomgar remote capabilities (IT)



# COVID-Related Food Distribution To Date

*From March 16 – April 17*

6 Tompkins County School Districts		
Meals	178,148 meals	35,630 weekly
Formula	2,448 meals	490 weekly
Diapers	3,888	778 weekly

Foodnet		
	24,109 meals	3,200 weekly

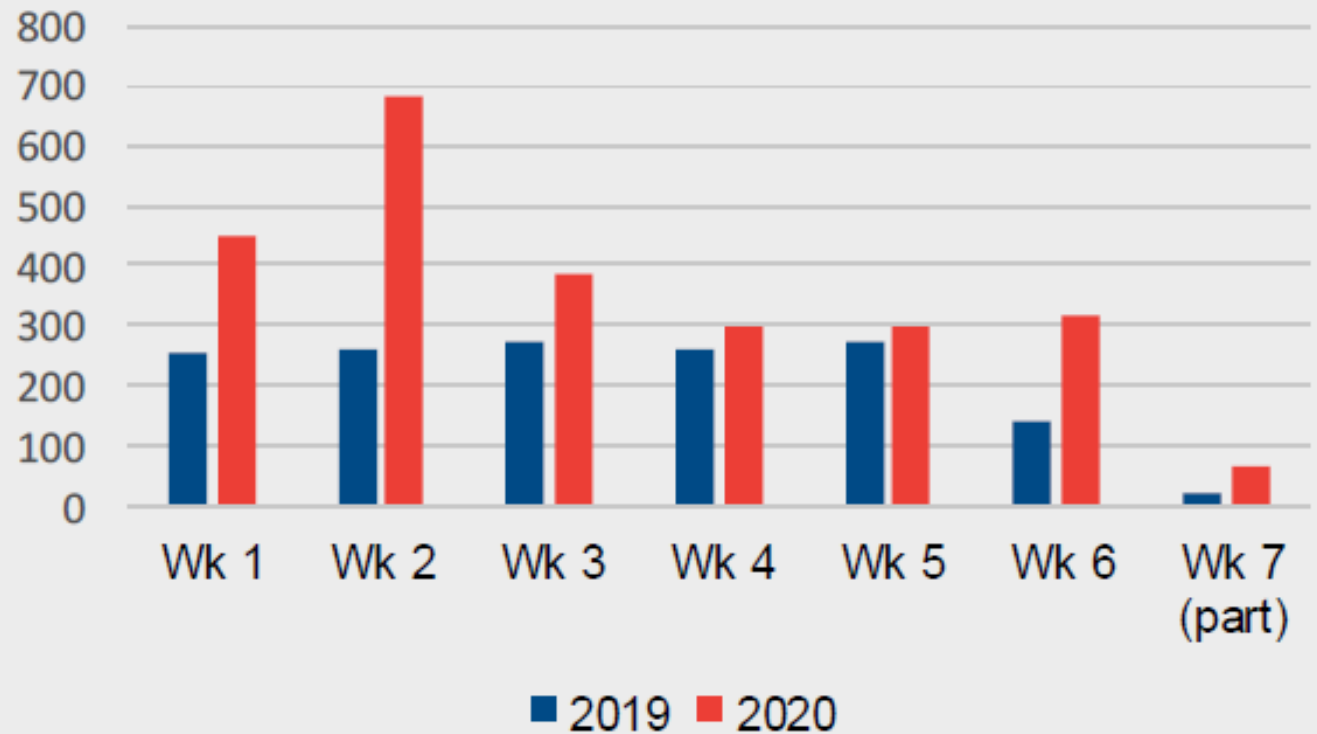
---

Foodbank	March 2019	March 2020
Households	3,015	4,203
Individuals	10,470	12,618



## 2-1-1 COVID-19 Tompkins-Only Contacts

### Tompkins-Only Contacts Since 2nd Week of March by Week



**Note:** 2-1-1 officially began taking general COVID-19 information calls on behalf of Tompkins County/Health Department on Friday, March 13. School food delivery calls began that weekend.



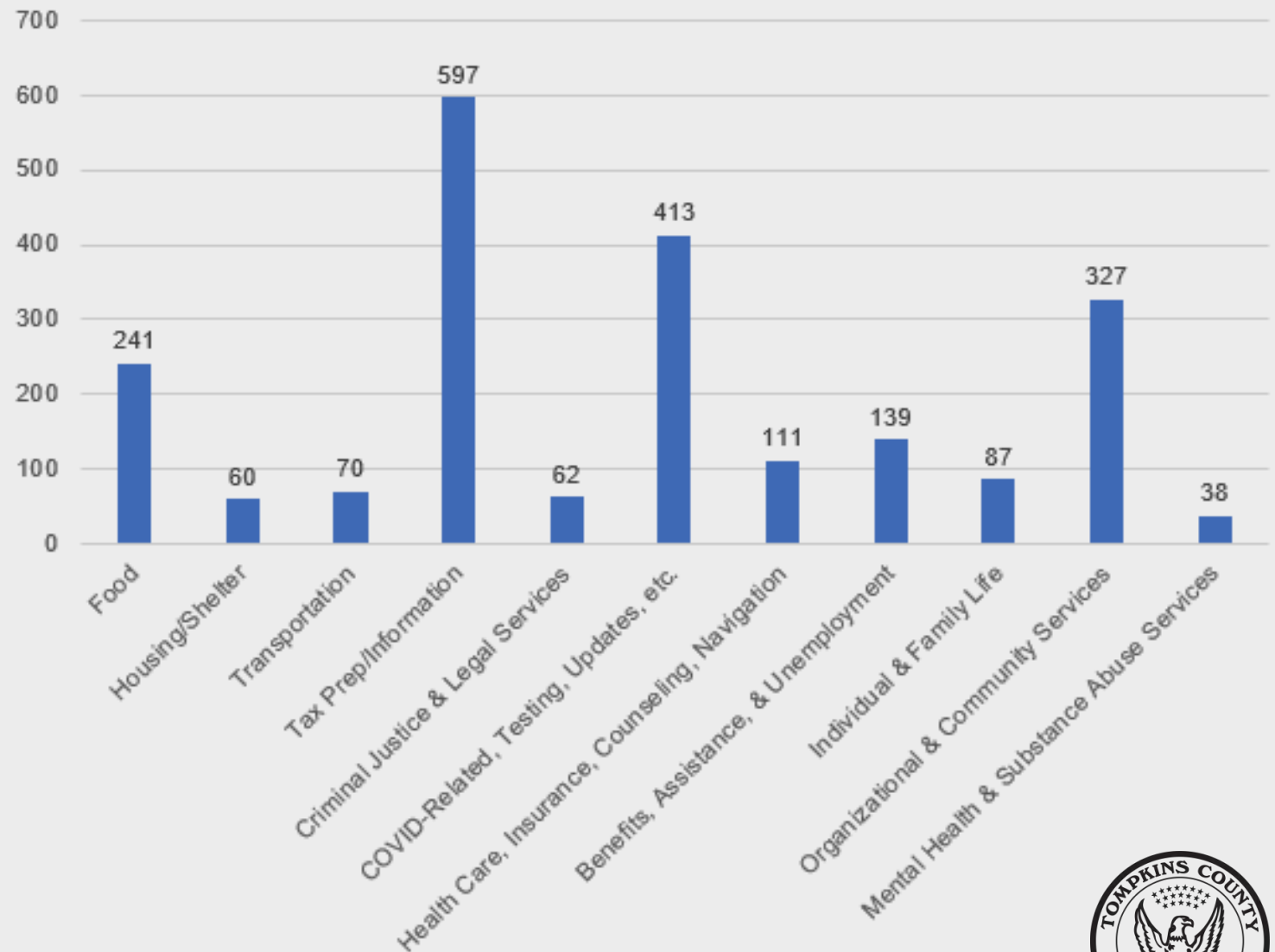
# Needs Identified from Tompkins County 2-1-1 Contacts Since March 13, 2020

Based on the needs reported by the person contacting 2-1-1.

Needs are sorted according to the standard national 2-1-1 categories (Alliance for Information & Referral Systems standards). Selected subcategories provided for reference.

Approximately 80% of recent 2-1-1 contacts relate to COVID-19 in some way, directly or indirectly.

*\*Highlights - there are additional calls not included on this chart that were smaller in number*

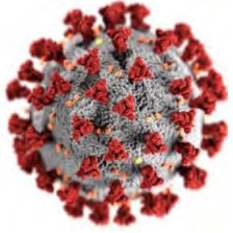


# Public Information:

## Social Media & Website Reach

	Cumulative Since March 24
Health Dept. Website Page Views	430,445
County Facebook Reach	64,367
County Twitter Impressions	274,000
Health Dept. Facebook Reach	94,372
Health Dept. Twitter Impressions	295,200





# April 22 - May 5 – Reopening Considerations

## COVID-19 Spread

**133** total positive cases  
(5/4/2020)  
+10 in past 14 days

## Executive Orders

**4/25 [Announcement](#)** –  
Testing criteria expanded  
to include essential  
workers  
**4/28 [Announcement](#)** –  
Phased reopening plan  
**5/1 [Announcement](#)** –  
Schools and colleges to  
remain closed through  
academic year.

## County Operations

**4/22** EOC Mask Making Effort Begins –  
681 produced through 5/4. 1,171 masks donated  
through blue boxes across the county.  
**4/27** County offers 2 hours of excused leave time  
to essential employees who want to seek  
COVID-19 testing  
**4/27** First meeting convened with community  
leaders to discuss reopening concerns  
**4/29** EOC begins planning for reconstitution of  
County operations  
**4/30** Department Heads begin temporary  
furlough notifications  
**5/4** Meeting with higher ed partners to discuss  
reopening needs and collaborative efforts

## Communications/ Messaging

**4/23** Frank Kruppa  
participated in a panel  
update with the Chamber  
**4/24** All staff virtual Q&A  
with Jason  
**4/24** PSA from Frank on  
staying home  
**4/27** Frank participates on  
a panel on WRFI radio



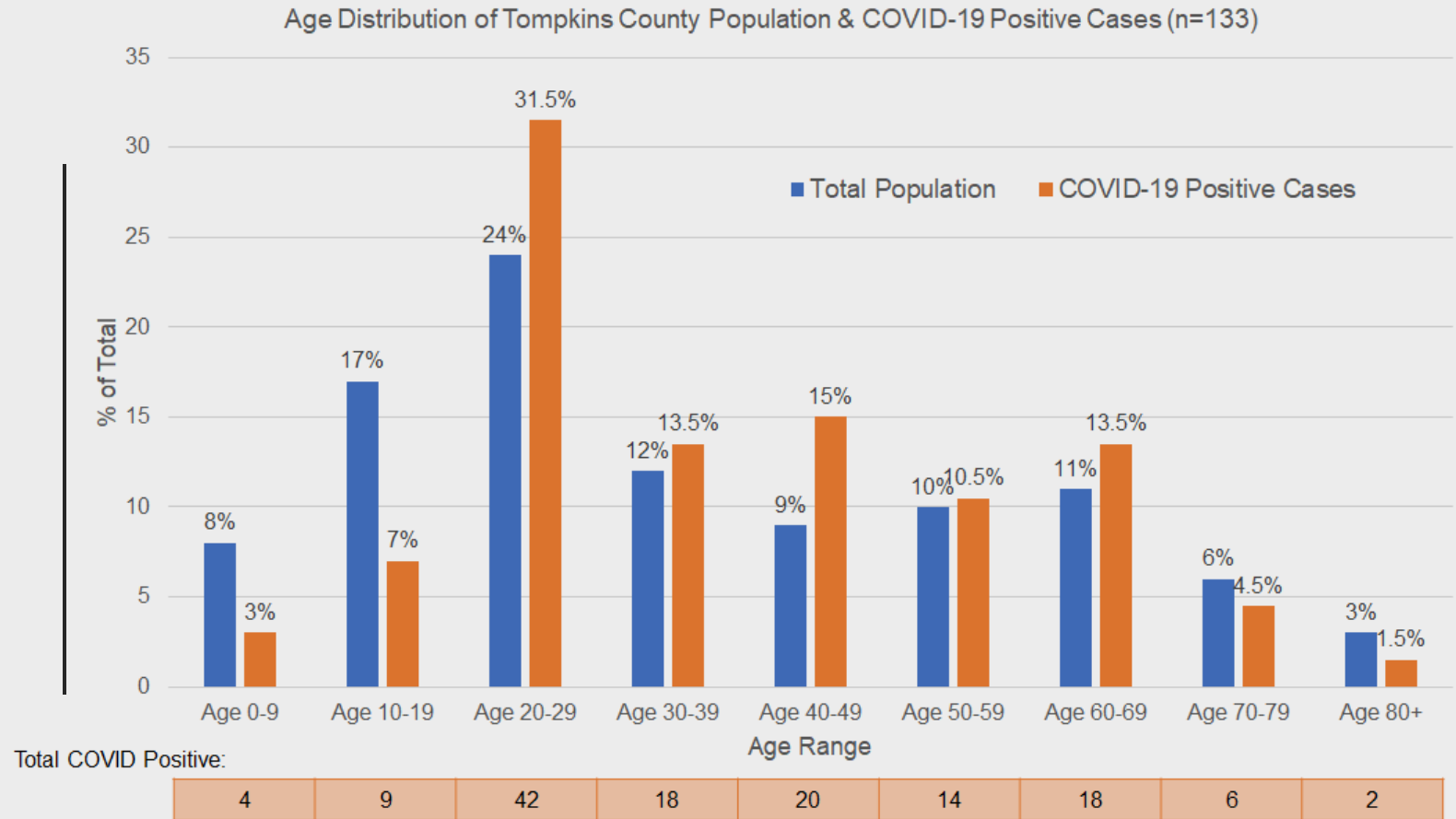
# To-Date COVID-19 Positive Cases (133 Total)

## Age Range

*Includes all positive cases through 5/4/2020  
Data reported by Tompkins County Health Dept.  
Data is self-reported by each sampled individual.*

*Total population data source: 2018 ACS 1yr est.*

*Updates will occur when large enough numbers are  
present to protect the privacy of individuals.*



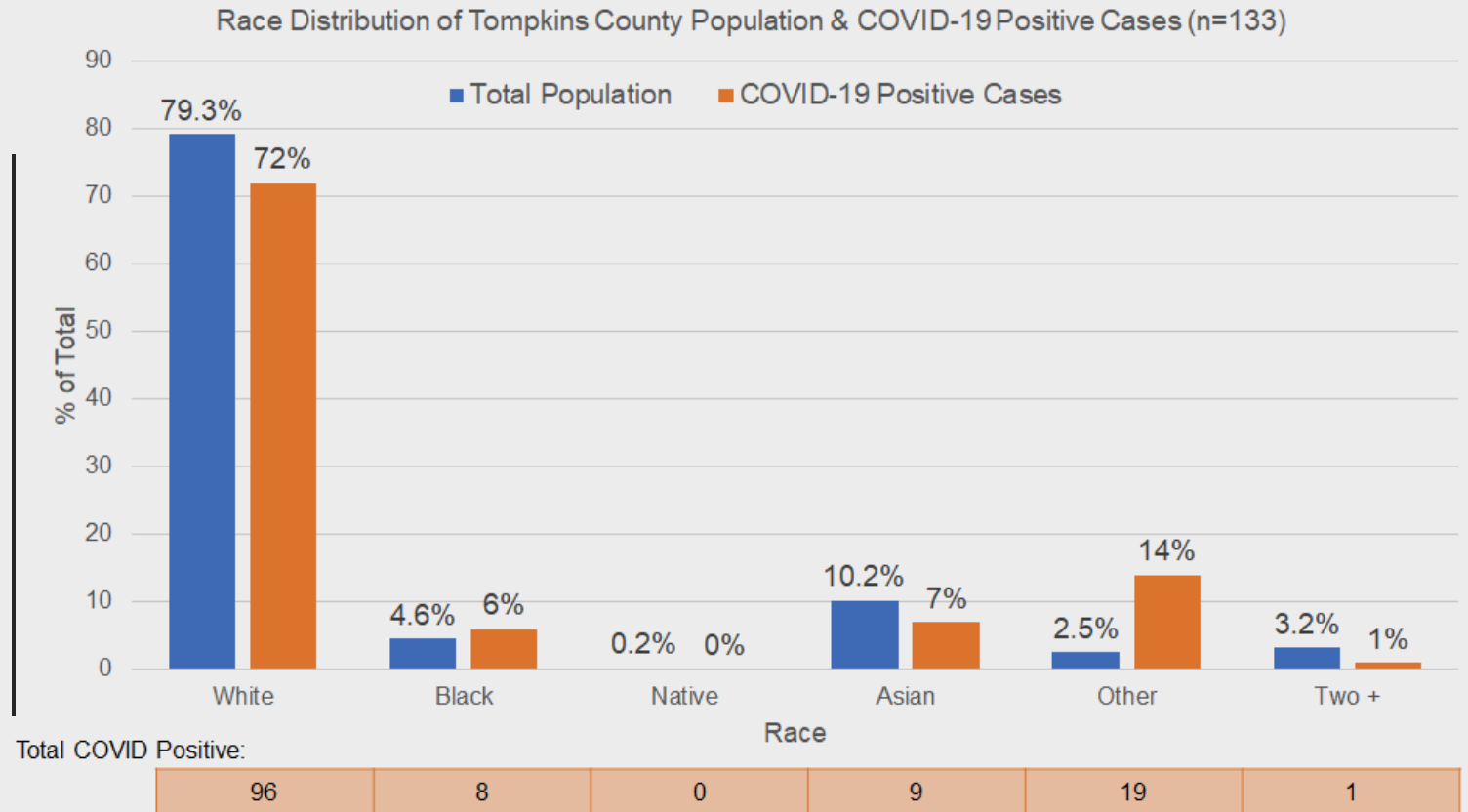
# To-Date COVID-19 Positive Cases (133 Total)

## Race

*Includes all positive cases through 5/4/2020  
Data reported by Tompkins County Health Dept.  
Data is self-reported by each sampled individual.*

*Total population data source: 2018 ACS 1yr est.*

*Updates will occur when large enough numbers are present to protect the privacy of individuals.*



In a version of this chart previously reported to the Tompkins County Legislature on 5/5/2020, Hispanic individuals were displayed in the race distribution based on the race identified by someone *a/s/o* identifying as ethnically Hispanic.

Tested individuals had the option to select “unknown” for race – in this chart unknown has been combined with “other.”



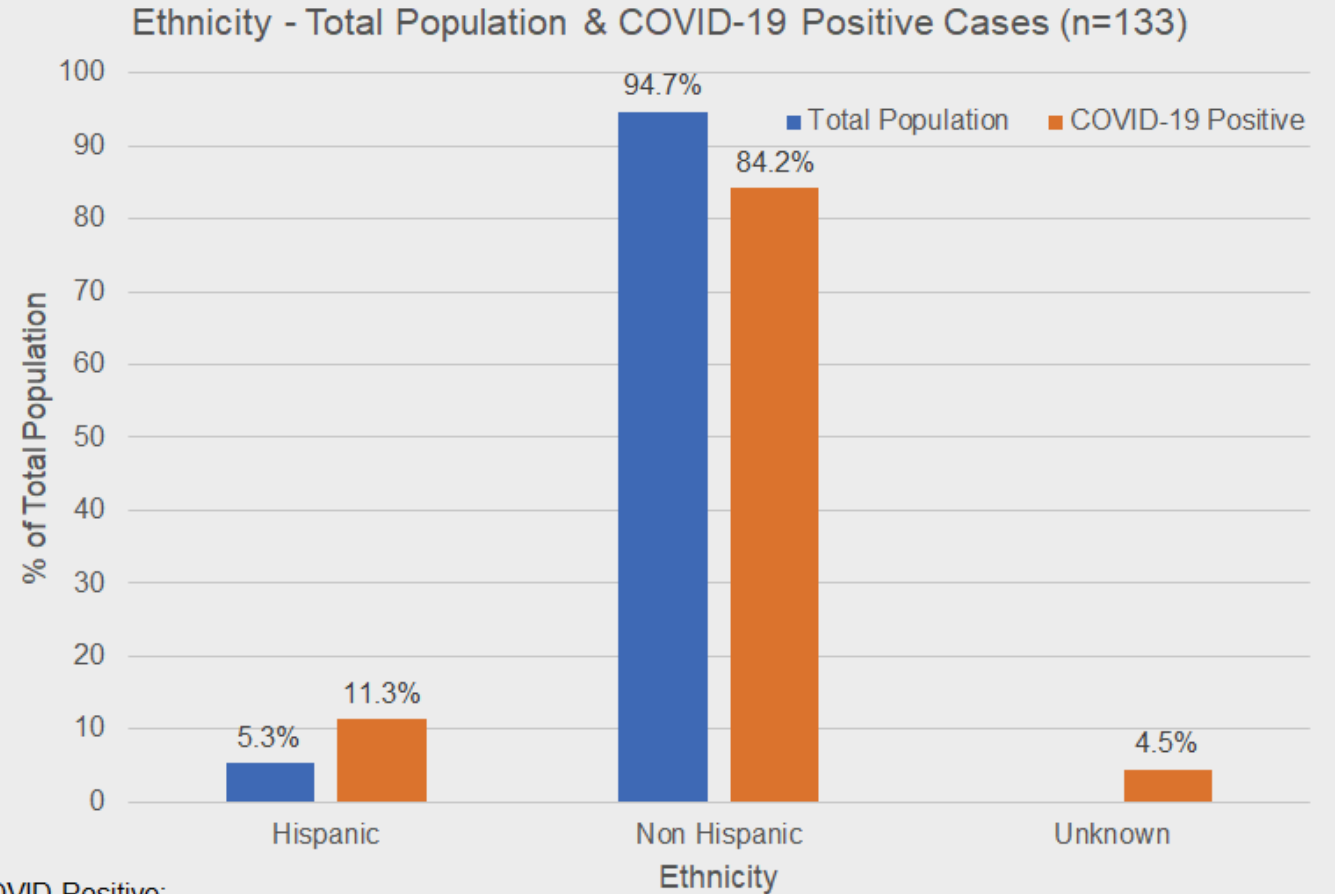
# To-Date COVID-19 Positive Cases (133 Total)

## Ethnicity

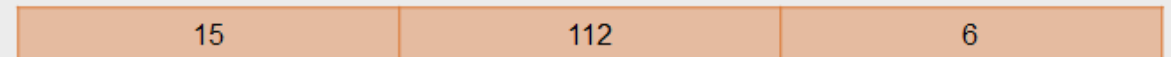
*Includes all positive cases through 5/4/2020  
Data reported by Tompkins County Health Dept.  
Data is self-reported by each sampled individual.*

*Total population data source: 2018 ACS 1yr est.*

*Updates will occur when large enough numbers are  
present to protect the privacy of individuals.*



Total COVID Positive:



# To-Date COVID-19 Positive Cases (133 Total)

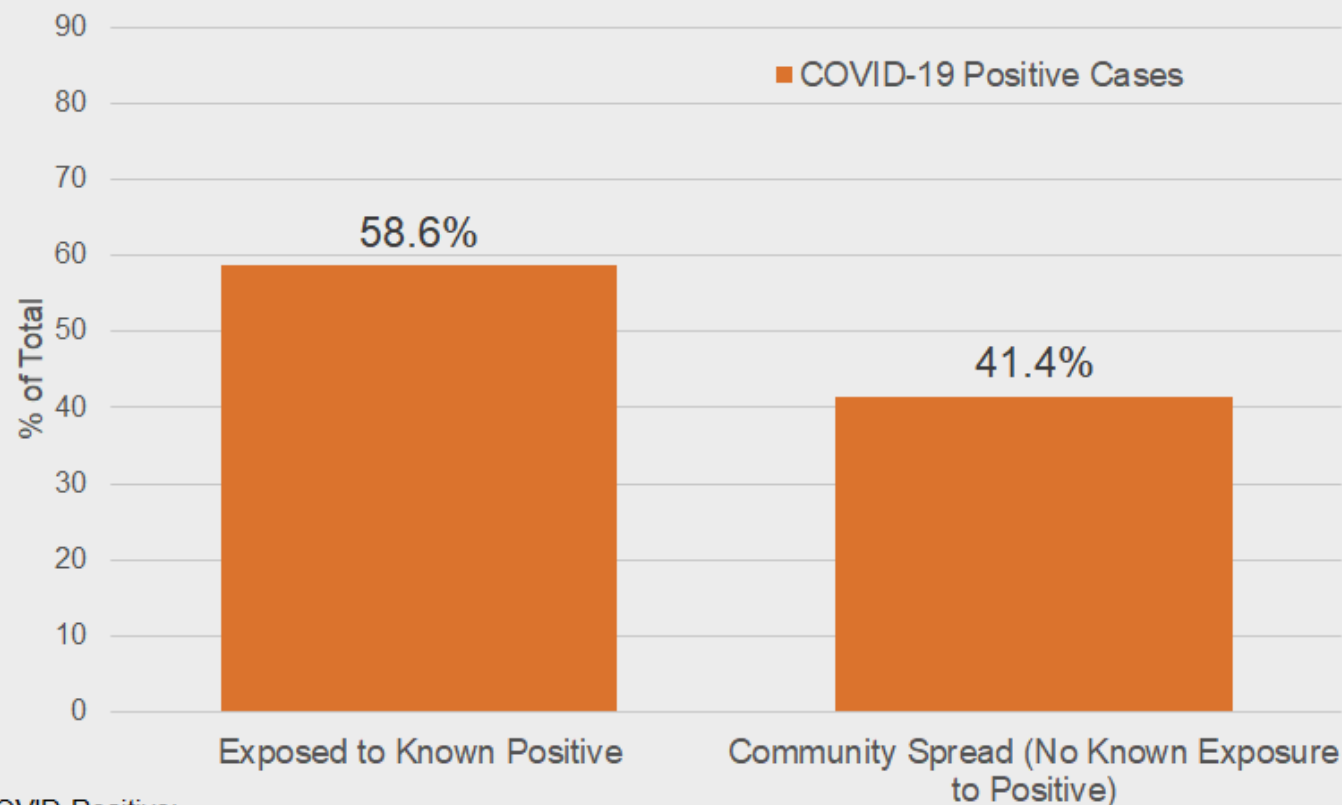
## Source of Exposure

*Includes all positive cases through 5/4/2020  
Data reported by Tompkins County Health Dept.  
Data is self-reported by each sampled individual.*


*Total population data source: 2018 ACS 1yr est.*

*Updates will occur when large enough numbers are  
present to protect the privacy of individuals.*

Source of Exposure for Positive COVID-19 Cases in  
Tompkins County (n=133)



Total COVID Positive:



# To-Date COVID-19 Positive Cases (133 Total)

## Municipality

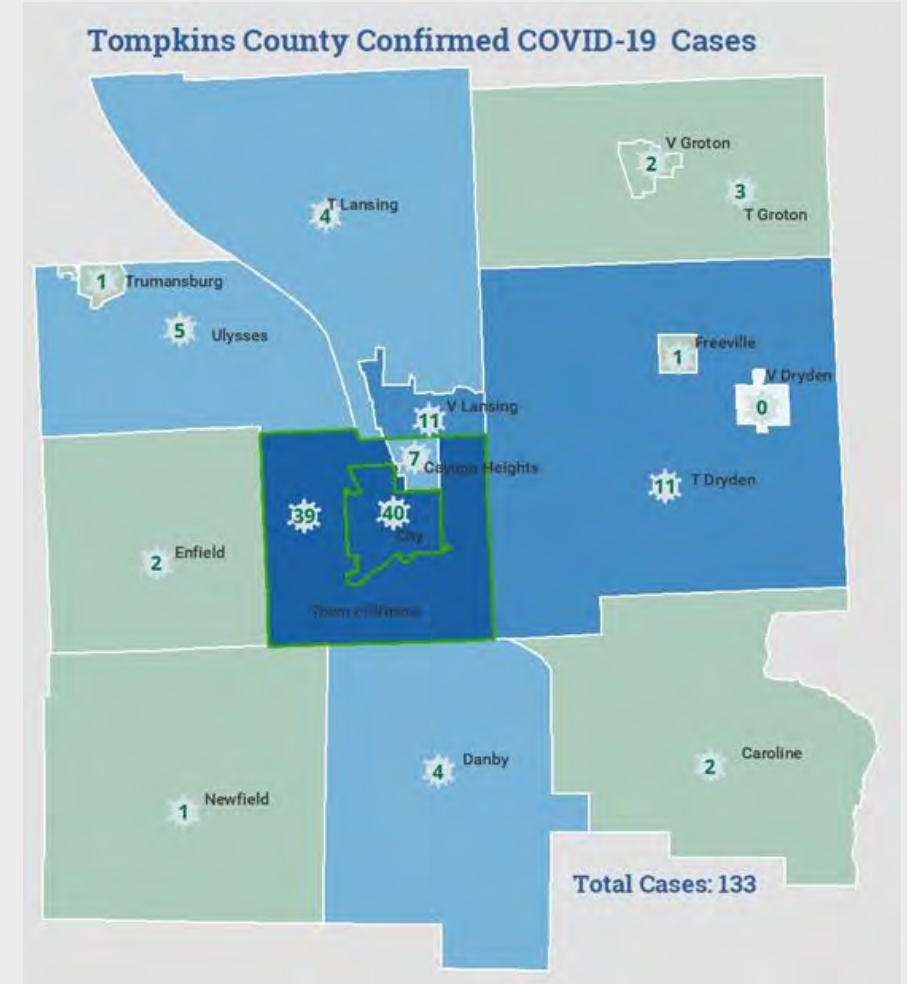
*Includes all positive cases through 5/4/2020  
Data reported by Tompkins County Health Dept.  
Data is self-reported by each sampled individual.*

*Total population data source: 2018 ACS 1yr est.*

*Updates will occur when large enough numbers are present to protect the privacy of individuals.*

### Total COVID Positive:

Village of Cayuga Heights	7
Town of Caroline	2
Town of Danby	4
Town of Dryden	11
Village of Dryden	0
Town of Enfield	2
Village of Freeville	1
Town of Groton	3
Village of Groton	2
City of Ithaca	40
Town of Ithaca	39
Town of Lansing	4
Village of Lansing	11
Town of Newfield	1
Village of Trumansburg	1
Town of Ulysses	5
Total	133



# COVID-19 Hours

## Estimated Emergency Leave

## COVID-19 Related Expenses

	Regular Hours	OT Hours Worked	Reg Pay	OT Pay	Comptime
Totals	20,585.53	2,664.80	\$646,321	\$28,901	\$102,052

Cumulative numbers revised based on new DSS calculations.

PP Ending	Employees	Hours	Total Paid
21-Mar	254	4,633	\$115,736
4-Apr	301	12,422	\$304,079
18-Apr	308	11,238	\$277,884
2-May		9,480	\$234,636
Total		37,724	\$931,883

First three pay periods are actual, fourth includes actual hours and estimated total paid  
Drop-in hours mostly due to highway & facilities staff

### \$40,838.16 as of 5/5/2020

*Notable Expenses Include:*

*\$12,624 in cleaning supplies*

*(including mister to clean large spaces)*

*\$11,143 in technology related to remote work*



# Food Distribution

School Districts, Foodnet, and Food Banks continue to report the same ongoing numbers as presented on 4/21.



Photo Credit, Bryan Chambala

**TC3 Food Pantry** – On April 24th, 450 families received 50 pounds of food each (meat, dairy, protein, etc). 60% of families were new to the Food Bank.

Baby formula and diapers were provided for over 50 families.

5 County employees distributed food to 22 people who couldn't make it to the site.

*There will be another TC3 Food Pantry on May 21st.*



## Reopening Guidelines from Governor Cuomo, 5/4/20

	14-day decline in hospitalizations OR Under 15 new hospitalizations (3-day avg)	14-day decline in hospital deaths OR Fewer than 5 deaths (3-day avg)	New hospitalizations (Under 2 per 100K residents— 3 day rolling avg)	Share of total beds available (threshold of 30%)	Share of ICU beds available (threshold of 30%)	30 per 1k residents tested monthly (7-day average of new tests per day)	At least 30 contact tracers per 100K residents	Metrics Met
Capital Region	N	Y	0.58	41%	44%	N	325	4/7
Central New York	Y	Y	0.47	49%	51%	N	233	5/7
Finger Lakes	Y	Y	1.19	53%	64%	N	361	5/7
Long Island	Y	N	5.76	28%	26%	Y	852	2/7
Mid-Hudson	Y	N	4.74	31%	35%	Y	697	4/7
Mohawk Valley	Y	Y	1.17	58%	64%	N	146	5/7
New York City	Y	Y	5.41	26%	21%	Y	2520	3/7
North Country	Y	Y	0.08	53%	64%	N	126	5/7
Southern Tier	Y	Y	0.11	58%	52%	N	190	5/7
Western New York	N	Y	2.20	46%	40%	N	414	3/7

The state will monitor four core factors to determine if a region can re-open:

New Infections, Health Care Capacity, Diagnostic Testing Capacity, & Contact Tracing Capacity



# Planning for Community Reopening

The EOC has initiated weekly conversations with community and higher ed leaders to understand their concerns.

The EOC has communicated with neighboring County leadership to prepare for any collaborative efforts.

We do not yet have confirmation on who locally will be appointed to a "regional control room."

## Regional Requirements for Phased Reopening ([NY Forward, link](#))

14-day decline in hospitalization rate

Priority industry considerations

Business precautions

Building Healthcare Capacity

Testing Regimen

Tracing System

Isolation Facilities

Regional Coordination

Re-Imaginig tele-medicine

Re-Imaginig tele-education

Regional Control Rooms

Protect & Respect Essential Workers

### Phase One

- Construction
- Manufacturing and wholesale supply chain
- Select retail using curbside pickup only

### Phase Two

- Professional services
- Finance and insurance
- Retail
- Administrative support
- Real estate and rental leasing

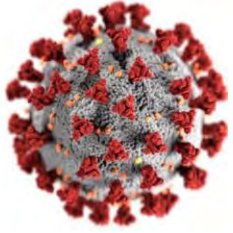
### Phase Three

- Restaurants and food service
- Hotels and accommodations

### Phase Four

- Arts, entertainment and recreation
- Education





# May 5 – May 18 – Phase 1 Reopening Begins

## COVID-19 Spread

**141** total positive cases  
+8 in past 14 days

## Executive Orders

**5/10** [202.30](#) - Continues previous orders through 6/9

**5/10** COVID-19 [Dashboard](#) published

**5/14** [202.31](#) - Allows regions to begin reopening (incl. Southern Tier), discontinues 50% workforce limit for municipalities

## County Operations

**5/5** Legislature passes resolution approving furloughs of County staff

**5/10** County Department Reconstitution of Operations Plans due to EOC

**5/11** Regional Control Room meetings begin, with Jason Molino representing Tompkins County

**5/14** EOC call with local libraries

**5/15** Southern Tier begins Phase One Reopening

**5/15** EOC call with local landlords

## Communications/ Messaging

**5/11** Moving Forward [web page](#) launched

**5/11** Streamed community/business [Town Hall](#), WRFI Town Hall

**5/13-14** Community notice about GreenStar positive case

**5/15** Streamed community [Town Hall](#)

**5/16** [Press release](#) urges residents to stay vigilant



# COVID-19 Hours

## Estimated Emergency Leave

## COVID-19 Related Expenses

	Regular Hours	OT Hours Worked	Reg Pay	OT Pay	Comptime
<b>Totals</b>	24,556.83	3,082.25	\$770,764	\$31,061	\$119,292

Comptime is the dollar equivalent of the hours "earned".

PP Ending	Employees	Hours	Total Paid
21-Mar	254	4,633	\$115,736
4-Apr	301	12,422	\$304,079
18-Apr	308	11,238	\$277,884
2-May	266	9,480	\$234,636
16-May		5,327	\$131,847
<b>Total</b>		43,064	\$1,071,853

First four pay periods are actual, fifth includes actual hours and estimated total paid  
Drop-in hours mostly due to furloughs.

**\$58,969.95 as of 5/18/2020**



# County Reconstitution of Operations Planning

Short-term and long-term  
considerations to keep  
employees and clients safe.

- *Vision of What Depts. Will Look Like*
  - *Phase 1 – Partial reopening & doors open*
  - *Phase 2 – Fully functioning & operating in new normal*
- Staffing Considerations
  - Phase return of employees based on roles & priorities
- Employee Engagement
  - Recognizing anxieties that come with reopening
- Facility Considerations
  - Social distancing, barriers, and cleaning
- Office Operations
  - Screening questions for employees
- Field Operations
  - Mask-wearing, cleaning, etc.



# Updated Numbers from Food Bank of the Southern Tier

POUNDS	Week of May 4-8	Total since 3/16
	95,048	745,263
Pounds to Pantries	79,198	581,933
Pounds to Meal Sites	1,487	14,180
Pounds to County Disaster Relief	14,363	125,129
Other Pounds	-	24,021

Comparison: Pounds	2019	2020	% change
April 1-30	152,500	424,142	178%
March 1-31	143,142	333,534	133%
March 16-31	66,791	225,533	238%
March 1-15	76,352	108,001	41%



# PPE Supplies & Distribution As of 5/18/20

EOC Logistics reports that 90% has been distributed to Cayuga Health, skilled nursing facilities, businesses, and nonprofits.

## Received from NYS

PPE Item	# from NYS
Surgical Masks	103,000
Face Shields	1,930
N95 S	720
N95 R	4,780
Gloves S	1,000
Gloves M	2,000
Gloves L	79,800
Gloves XL	2,500
Gowns XXL	216
Gowns XL	1,540
Gowns L	750
Cloth Masks	72,000
Hand Sanitizer 1 gal	1,260
Hand Sanitizer 2oz	1,800
Coolers	100
Ice Pack	100

## Volunteer Mask Making

EOC Operation	901
Blue Boxes	1,686

## Distribution Includes

Municipalities	20,000
School Districts	7,500



# Messaging Shifts to Keeping People Safe & Healthy

Urging residents to consider the following when going out to stop the spread of COVID-19.



## Density

*How many people might be around?  
Am I putting myself or others at risk?*



## Distance

*Can I stay 6 feet away from others?  
Will I be near more at-risk people?*



## Face Coverings

*Do I have my mask?  
Will others be wearing a mask?*



## Personal Hygiene

*Did I wash my hands?  
Have I cleaned frequently touched surfaces recently?*

### Last 14 Days

Health Dept. Website Page Views	97,441
Moving Forward Website Page Views	4,642
County Facebook Reach	16,784
County Twitter Impressions	76,000
Health Dept. Facebook Reach	16,014
Health Dept. Twitter Impressions	657,000



# Questions, Complaints, and Enforcement of NYS PAUSE

## Report from Environmental Health

	From 5/15	Total COVID
Calls (including afterhours) & Emails Received	52	537
Complaints Received through NYS PAUSE	18	107
<b>Total</b>	<b>70</b>	<b>644</b>

Questions & Complaints  
(on masks, social distancing, businesses, etc.)

TC  
Environmental  
Health

NYS Pause  
Complaint Form

211

Dispatch

*If additional info or more action is needed/required*

Environmental Health Dept. Responds with Education Process & Resources

In some circumstances, law enforcement is notified and may respond.

*If guidance isn't available,*

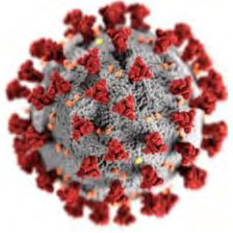
EOC Responds or Seeks Answer/Guidance  
Through Regional Control Room



# Phased Reopening Updates

- Regional Control Room
  - Daily call with County Executives/Administrators, Mayors, and State Reps.
  - Opportunity to get questions answered and ensure all Counties are coordinated. Review data dashboard.
- Phased Opening – By Industry Grouping
  - Phase One includes: Manufacturing, Wholesale, Agriculture, Forestry, Construction, Retail Curbside Pickup
  - Details about what's included in each phase is shared by NYS leading up to each phase.
  - On track to move onto Phase Two on 5/29
- Sharing Updates
  - Community partner/stakeholder calls
  - Live Streamed Town Halls
  - Sharing questions submitted by public/businesses/partners





# May 19 – June 1 – Moving to Phase Two

## COVID-19 Spread

**160** total positive cases  
+19 in past 14 days

## Executive Orders

**5/21** [202.32](#) - Allows for memorial day & religious gatherings ≤ 10

**5/22** [202.33](#) Allows for all gatherings ≤ 10

**5/29** New [Dashboard](#) posted  
[202.34](#) - Allows businesses to enforce mask wearing  
[202.35](#) Initiates phase two

## County Operations

**5/19** Legislature approves purchase of Rheonix testing machine for CHS

**5/22** Mask and health screening directives issues to County employees

**5/26** Continuation of weekly substance abuse /mental health service provider calls

**5/29** Phase two of reopening begins

**6/1** Moved election polling sites from locations with at-risk populations

**6/2** All ROOPs approved

## Communications/ Messaging

**5/21** [Virtual Town Hall](#)

**5/22-5/23** Messaging [shifts](#) as gatherings ≤ 10 are allowed

**5/28** Contact Tracers Ithaca Times [Cover Story](#)

**5/28** Phase two reopening delayed, [press release](#), virtual [town hall](#)

**5/29** Phase Two reopening [PR](#)



# COVID-19 Hours

## Estimated Emergency Leave

	Regular Hours	OT Hours Worked	Reg Pay	OT Pay	Comptime
<b>Totals</b>	28,155.63	3,455.95	\$876,848.17	\$33,184	\$129,462

Comptime is the dollar equivalent of the hours "earned".

PP Ending	Employees	Hours	Total Paid
21-Mar	254	4,633	\$115,736
4-Apr	301	12,422	\$304,079
18-Apr	308	11,238	\$277,884
2-May	266	9,480	\$234,636
16-May	220	5,327	\$131,847
30-May		1,965	\$50,307
<b>Total</b>		45,029	\$1,090,124

First five pay periods are actual, sixth includes actual hours and estimated total paid  
Drop-in hours mostly due to furloughs.

## COVID-19 Related Expenses

**\$138,651.62 as of 6/1/2020**

*Incl. \$50k for Rheonix COVID-Testing equipment,  
& absentee ballot mailings*

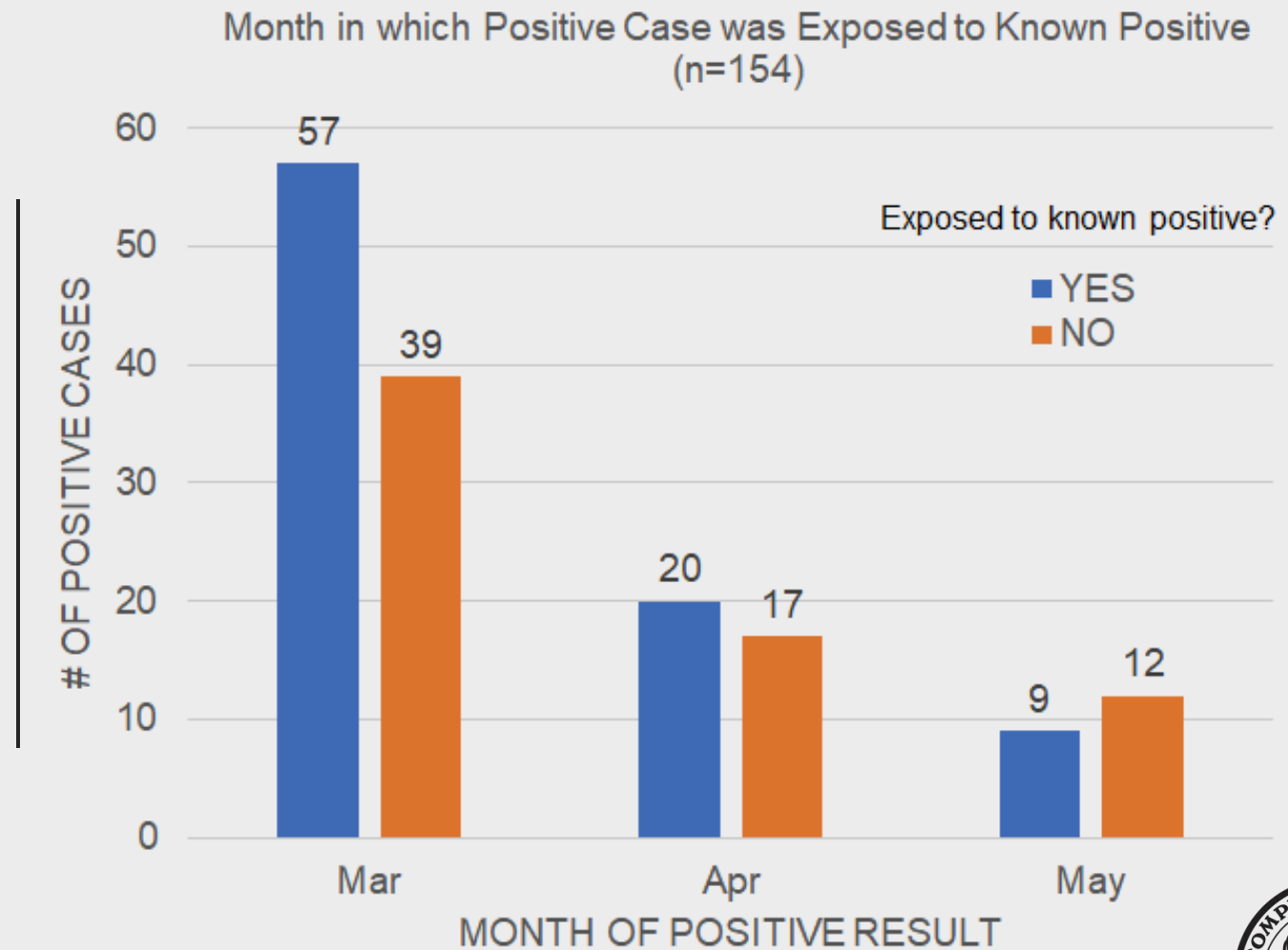


# To-Date COVID-19 Positive Cases (154 Total)

## Source of Exposure Over Time

*Includes all positive cases through 5/28/2020  
Data reported by Tompkins County Health Dept.  
Data is self-reported by each sampled individual.*

*Updates will occur when large enough numbers are  
present to protect the privacy of individuals.*



# COVID-19 Early Warning Monitoring System Dashboard

Report as of: May 30, 2020

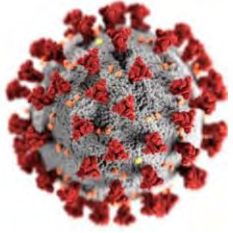
	Testing/Tracing Targets		New Infections		Severity of Infection	Hospital Capacity	
Region	Maintain 30 per 1,000 Diagnostic Tests	Maintain Required Case and Contact Tracing Capacity	% Positive Tests per Day (7-Day Rolling Avg)	New Cases per 100K (7-Day Rolling Avg)	Gross New Hospitalizations per 100k (7-Day Rolling Avg)	Share of Total Hospital Beds % Available (7-Day Rolling Avg)	Share of ICU Beds % Available (7-Day Rolling Avg)
Capital Region	2,073 / 1,085	278	1.5%	2.83	0.38	35%	46%
Central New York	2,170 / 775	458	1.7%	4.73	0.66	42%	50%
Finger Lakes	2,619 / 1,203	468	1.8%	3.90	1.15	38%	53%
Long Island	7,734 / 2,839	1,308	2.3%	6.23	1.09	33%	40%
Mid-Hudson	6,005 / 2,322	1,456	2.8%	7.22	1.22	35%	53%
Mohawk Valley	1,573 / 485	139	1.7%	5.48	1.00	48%	62%
New York City	24,241 / 8,399	4,648	3.1%	8.81	1.42	28%	31%
North Country	909 / 419	12	0.2%	0.44	0.00	50%	59%
Southern Tier	1,714 / 633	114	0.9%	2.37	0.41	47%	45%
Western New York	2,961 / 1,381	747	2.7%	5.79	0.89	39%	56%



# Updated Numbers from Foodnet Meals on Wheels

46,245 Meals since  
March 2020





# June 1-June 15 – Moving to Phase Three

## COVID-19 Spread

**166** total positive cases (+6), **156** recovered

## Executive Orders

**6/2** [202.36](#) outdoor, low-risk recreational activities

**6/5** [202.37](#) in-person special education services / summer

**6/6** [202.38](#) outdoor dining, worship @ 25%, allows required temp checks

**6/7** [202.39](#) face masks extended to 7/7, 50% public workforce reduction to expire 6/12

**6/10** [202.40](#) SNF testing 1x/wk

New [Dashboard](#)

**6/13** [202.41](#) phase 3 & personal care

**6/15** [202.42](#) allows gatherings ≤25

## County Operations

**6/1** Rental assistance program [announced](#)

**6/2** 10,000 TC tests completed ([story](#))

**6/8** Youth planning task force [announced](#)

Childcare guidelines [posted](#)  
New ESD [guidance](#) on outdoor activities

**6/9** Tourism discussed at weekly community reopening call

**6/12** Phase three [begins](#)

**6/15** DMV opens by appointment only

## Communications/ Messaging

*Overarching message is on status of phased reopening and 4 pillars*

**6/2** Libraries [announcement](#)

**6/4** Virtual [Town Hall](#)  
Affirmation poster [released](#)

**6/5** Contact tracers [story](#)

**6/12** Virtual [Town Hall](#)

**6/15** Gatherings ≤25 [allowed](#)

792,251 cumulative Health Department Website views



# Posters Sent to Affirmed Businesses

484 Affirmed as of 6/15

Provided to all businesses that  
have submitted to NYS an  
Affirmation that they will follow  
Master Guidance provided for  
their industry.

## We are Following NYS Guidance During COVID-19



This business/ organization affirms that we understand our obligation to operate in accordance with NYS Department of Health Guidance applicable to the COVID-19 Public Health Emergency. This includes but is not limited to physical distancing, use of PPE, hand hygiene, regular cleaning and disinfecting of frequently touched and high risk areas, and daily employee health screening. Please be aware that the following measures are in effect in this space.

BUSINESS/ ORGANIZATION NAME OR LOGO, OR OTHER DESIGNATION FOR THIS SPACE

### Sample Business Name

- **Affirmation submitted to NYSDOH** (DATE m/d) **6/4**
- **Maximum occupancy for safe distancing** (# | NA) **23**
- **Face covering required in shared areas** (YES | NO) **Yes**
- **One-way aisles/ hallways** (YES | NO | NA) **Yes**
- **Daily employee health screening** (YES | NO) **Yes**
- **Site safety plan completed** (YES | NO) **Yes**
- **Cleaning & disinfecting plan** (YES | NO) **Yes**
- **Name(s) of Designated Site Safety Monitor(s)**

Jane T. County  
John Proprietor



Keep 6-foot  
Distance



Use a Face  
Covering



Wash Hands  
Well, Often



Avoid  
Crowded Areas



Monitor  
Symptoms

TOMPKINS COUNTY COVID-19 COMMUNICATIONS TEAM, 6/16/2020



# New Daily % Positive Dashboard (as of 6/10)

## Test Results - Yesterday 6/14

	Total Persons Tested	Total Tested Positive	% Positive Results
Capital Region	2,287	15	0.7%
Central New York	1,317	17	1.3%
Finger Lakes	3,504	13	0.4%
Long Island	8,049	69	0.9%
Mid-Hudson	7,154	74	1.0%
Mohawk Valley	1,088	8	0.7%
New York City	28,484	381	1.3%
North Country	936	0	0.0%
Southern Tier	1,051	5	0.5%
Western New York	2,741	38	1.4%



# COVID-19 Hours

## Estimated Emergency Leave

401 employees (out of 779 employees) have used emergency leave through the first 12 weeks.

## COVID-19 Related Expenses

	Regular Hours	OT Hours Worked	Reg Pay	OT Pay	Comptime
Totals	31,481.81	3,702.48	\$980,435	\$35,550	\$143,129

Comptime is the dollar equivalent of the hours "earned".

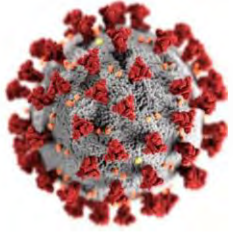
PP Ending	Employees	Hours	Total Paid
21-Mar	254	4,633	\$115,736
4-Apr	301	12,422	\$304,079
18-Apr	308	11,238	\$277,884
2-May	266	9,480	\$234,636
16-May	220	5,327	\$131,847
30-May	94	1,972	\$50,307
13-June		490	\$13,720
Total		45,526	\$1,160,906

First six pay periods are actual, seventh includes actual hours and estimated total paid

**\$212,477 as of 6/1/2020**

*Incl. \$30k absentee ballot mailings, \$28k ASAP Cab, \$10k Budget Software add-on*





# June 16-July 6 – Phase Four and Beyond

## COVID-19 Spread

**168** total positive cases (+2), **167** recovered

## Executive Orders

**6/17** [204](#) Declares Juneteenth a holiday for NYS employees

**6/19** [202.43](#) Allows in-person DMV transactions in phase three

**6/21** [202.44](#) Allows for absentee ballot requests by phone, no prescription necessary for nursing home tests

**6/24** [205](#) Quarantine restriction on travelers arriving in New York

**6/26** [202.45](#) Allows gatherings ≤50

**7/6** [202.48](#) Continues allowing virtual open meetings

## County Operations

**6/17** EOC call with Board of Realtors

**6/18** EOC begins weekly calls with higher ed communications subgroup

**6/23** Internal health screening directive issued

**6/26** Southern Tier moves into Phase Four of reopening (no gyms, malls, or movie theatres)

**6/29** Travel/quarantine guidance issued to County employees

**6/30** Expanded budget committee [meeting](#), 2020 update & 2021 planning

## Communications/ Messaging

**6/24** Tompkins County [named](#) Chamber "Member of the Week"

**6/26** Community [town hall](#)

**6/30** PRs supporting [Cornell](#) & [IC's](#) reopening plans

**7/1** Health Dept. [PR](#) discouraging travel

**7/2** Health Dept. [Statement](#) on celebrating July 4th safely

**7/2** Robocall on travel and safe gatherings



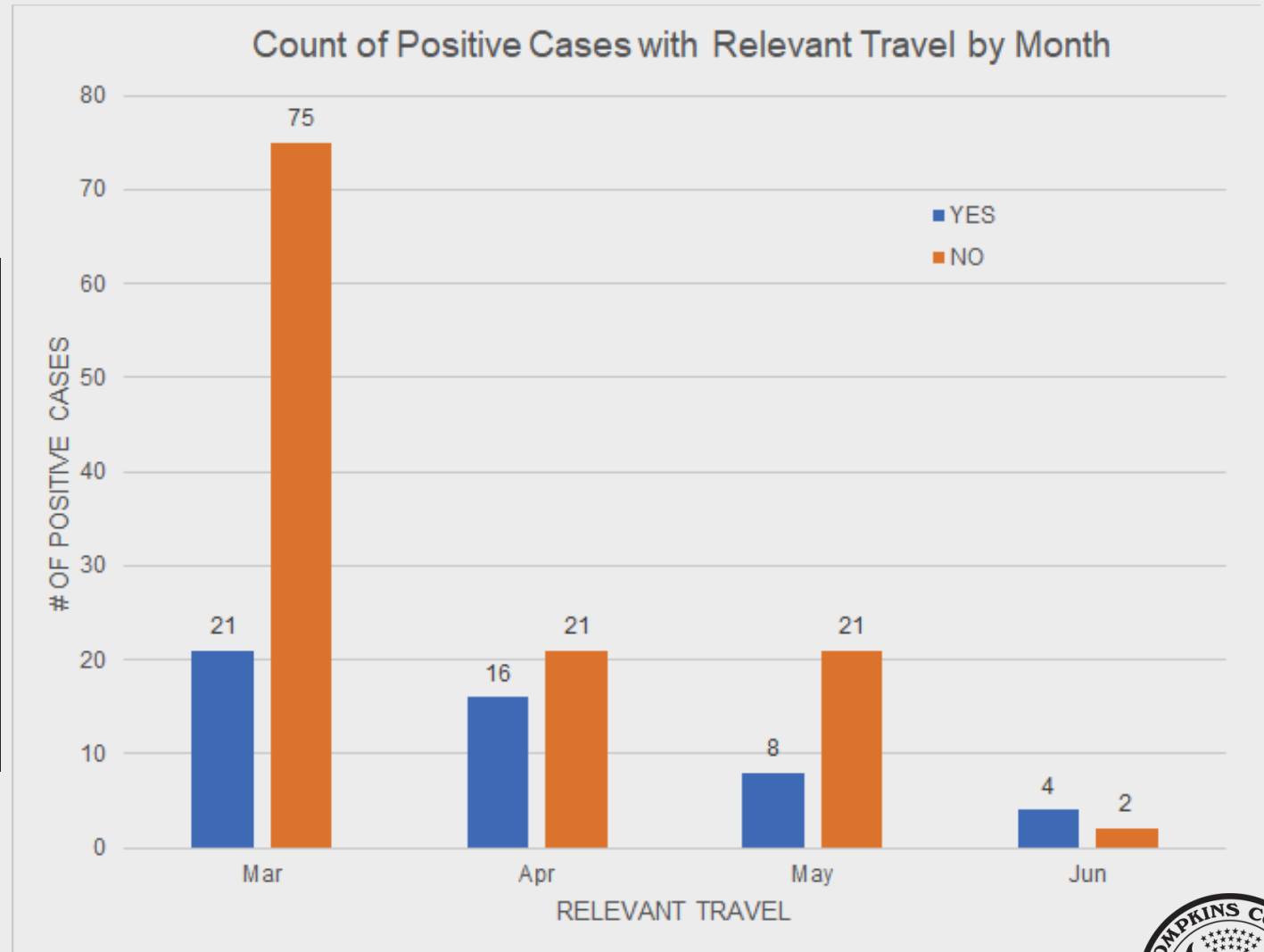
# To-Date COVID-19 Positive Cases (168 Total)

## Cases with Relevant Travel by month

*96% of travel-related cases are  
domestic travelers.*

*Includes all positive cases through 7/6/2020  
Data reported by Tompkins County Health Dept.  
Data is self-reported by each sampled individual.*

*Updates will occur when large enough numbers are  
present to protect the privacy of individuals.*



# Environmental Health COVID-19 Activities

	Shutdown (3/16 – 5/15) (55 days)	Reopening - Phase 1 (5/15 – 5/28) (14 days)	Reopening - Phase 2 (5/29 – 6/11) (14 days)	Reopening - Phase 3 (6/12- 6/25) (14 days)	Reopening - Phase 4 (6/26 – 7/6) (11 days)	Total (3/16 – 7/1) (104 days)
Approximate # of Inquiries	633	238	163	151	130	<b>1,315</b>

- Provided guidance to over 600 restaurants, 30 hotels and motels, 30 potential summer children's camps, 10 campgrounds, and 50 swimming pool and lake front beaches
- Assessed public water supplies to ensure continued safe operation
- Provided permitting and field inspections for failing onsite wastewater treatment systems
- Coordinated with food pantries, farmer's markets, grocery stores, banks, youth sports, and other essential services
- Coordinated with Code Enforcement Officers and law enforcement on complaint response
- Conducted field visits and inspections in response to repeat complaints



# Higher Education Reopening Plans, Announced June 30, 2020

Cornell University

Ithaca College

Tompkins Cortland  
Community College

- Instruction for the fall semester will resume Wednesday, September 2, with a hybrid model of both in-person and online courses
- Plans for behavioral contract, testing & tracing, modifications to student life.
- On Tuesday, September 8, the college will begin dual instruction and a staggered return to campus. Specific groups of students will be welcomed back to campus over the course of four weeks scaling up to all students on October 5.
- Fall 2020 semester classes will begin on Monday, August 31. The College will offer both in-person and online classes, as well as some courses that will combine both in-person and online meetings.



# COVID-19 Hours

## Estimated Emergency Leave

## COVID-19 Related Expenses

	Regular Hours	OT Hours Worked	Reg Pay	OT Pay	Comptime
Totals	32,715.01	3,743.95	\$982,549.77	\$59,947	\$137,261

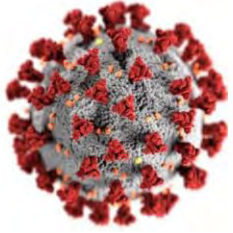
Comptime is the dollar equivalent of the hours "earned".

PP Ending	Employees	Hours	Total Paid
21-Mar	254	4,633	\$115,736
4-Apr	301	12,422	\$304,079
18-Apr	308	11,238	\$277,884
2-May	266	9,480	\$234,636
16-May	220	5,327	\$131,847
30-May	94	1,972	\$50,307
13-June	26	490	\$13,720
27-Jun		247	\$7,366
Total	402	45,773	\$1,168,272

First seven pay periods are actual, eighth includes actual hours and estimated total paid

**\$298,757 as of July 6, 2020**





# July 7-July 20 – Local Cases Increase

## COVID-19 Spread

**202** total positive cases (+34),  
**170** recovered

*Increase in cases related to travelers  
returning and Fourth of July gatherings.*

## Executive Orders

**7/8** [202.49](#) Continues various  
statutes/codes/regulations through 8/6

**7/10** [202.50](#) Allows malls to reopen  
with certain air filtration guidelines

**7/13** [202.51](#) Addresses library  
funding petitions & trustee petitions

**7/16** [202.52](#) Bars/Restaurants can  
only serve alcohol with a food  
purchase

## County Operations

**7/10** EOC teams meet to  
review lessons learned and  
discuss next steps

**7/14** Meeting with local  
superintendents

**7/16** New EOC equipment  
installed at DoER.

**7/17** Conversation with Cornell  
& airport planning for student  
return  
Delivered masks, hand  
sanitizer, and thermometers to  
school districts.

## Communications/Messaging

**7/8** Cornell community [town hall](#)

**7/10** [PR](#) on positive cases following July 4th  
weekend

**7/11** [PR](#) on non-customer facing GreenStar  
employee positive

**7/13** [PR](#) on 10 new cases, travel and July 4th  
related

[WRFI](#) & [Cornell Student](#) Town Halls

**7/15** Community [town hall](#) with superintendents  
[Notice](#) to businesses on mask requirements

**7/20** Skilled Nursing Facility positive  
announcement [PR](#)



# K-12 Schools Reopening Guidance

(Posted week of 7/13/20)

[Link to 7/15 virtual town hall featuring Dr. Jeff Matteson & Dr. Luvelle Brown](#)

- Districts in regions in Phase 4 can reopen if the daily infection rate remains below 5% using a 14-Day rolling average.
- Schools will close if the regional infection rate rises over 9% after August 1.
- Plans will be submitted to the state by each district by July 31st, and New York State will determine if regions can reopen schools by August 7th.
- All plans will be made publicly available.
- Guidance documents:
  - [NYSED Board of Regents](#)
  - [NYS DOH / NY Forward](#)
  - [NYSED on Regulatory Flexibility](#)



# NYS COVID-19 Travel Advisory

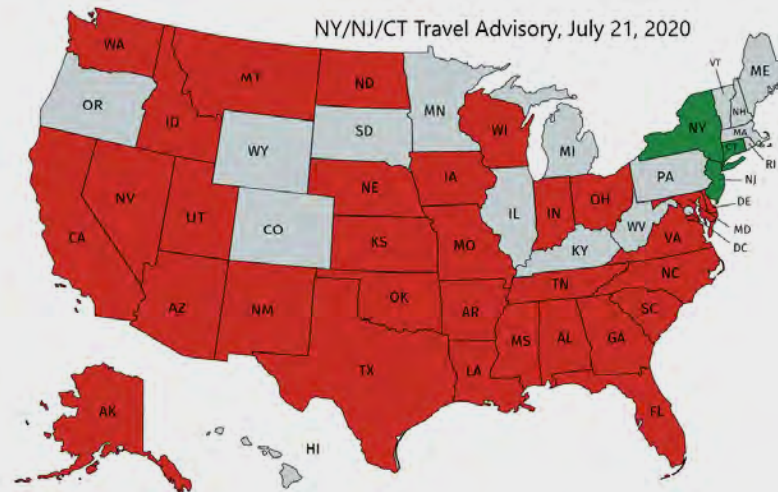
(issued 6/25)



## Travel

*Non-essential travel is discouraged.  
Quarantine is required when arriving  
in NYS from high-spread states.*

- Restricted states are based on a seven-day rolling average, of positive tests in excess of 10%, or number of positive cases exceeding 10 per 100,000 residents.
- Upon arrival from a designated state, individuals must quarantine for 14 days.
  - Limited exemptions for essential workers
- Travelers shall complete the NYS DOH Traveler Form being distributed to passengers by airlines prior to, and upon boarding or disembarking flights to New York State. Individuals taking other modes of transportation should also complete the form.
- 31 designated states as of Tuesday 7/21/20



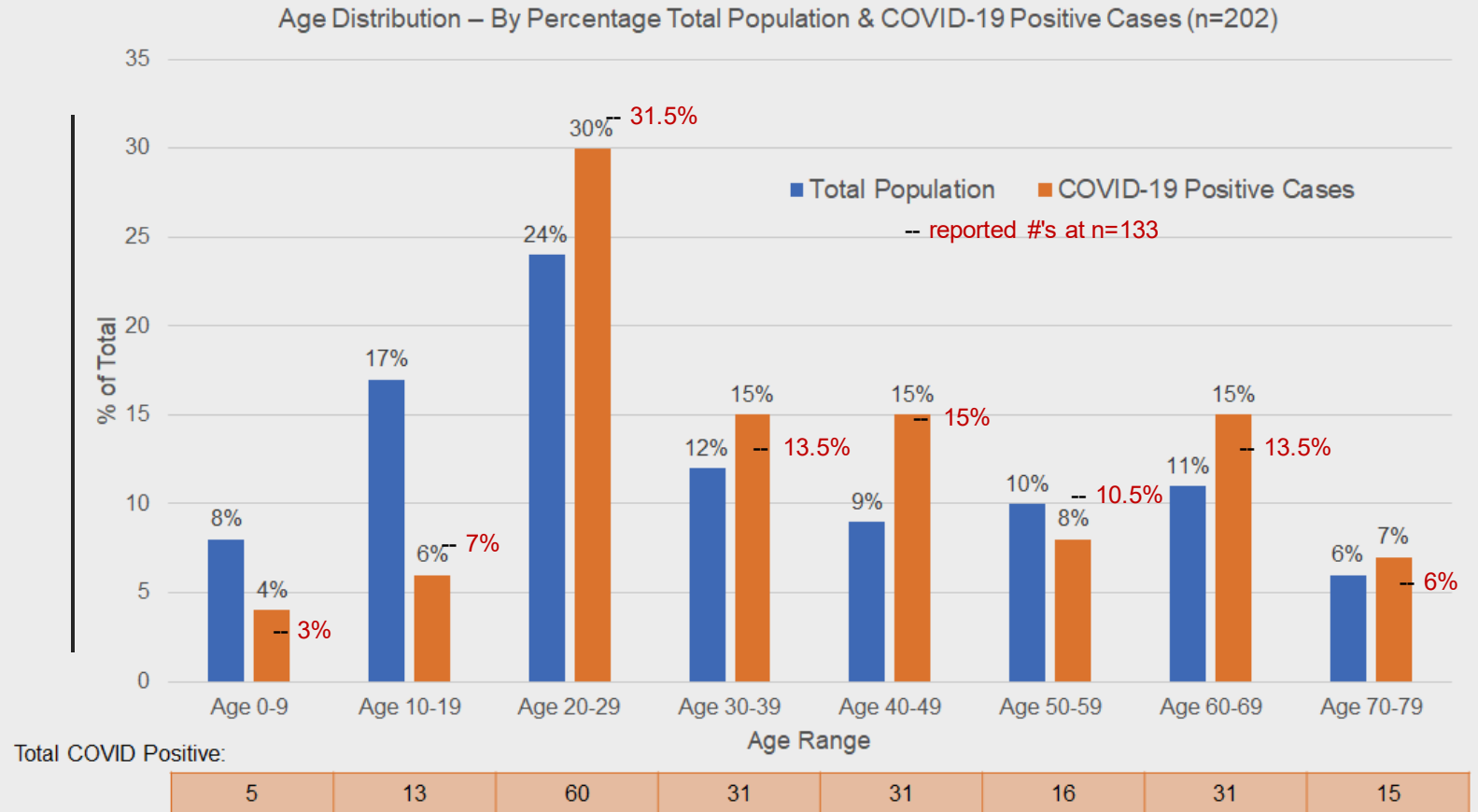
# To-Date COVID-19 Positive Cases (202 Total)

## Age Range

*Includes all positive cases through 7/20/2020  
Data reported by Tompkins County Health Dept.  
Data is self-reported by each sampled individual.*

*Total population data source: 2018 ACS 1yr est.*

*Updates will occur when large enough numbers are  
present to protect the privacy of individuals.*



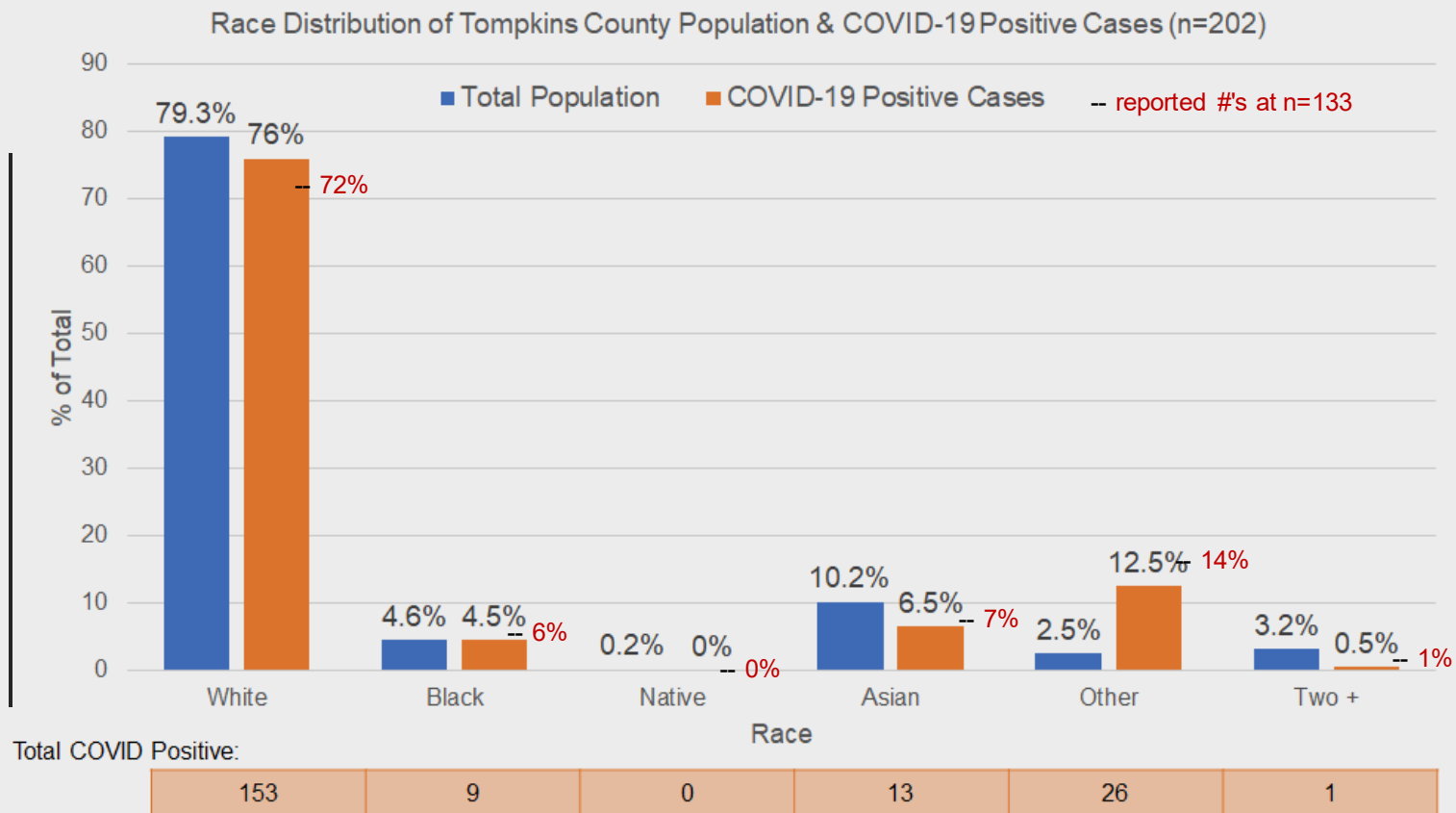
# To-Date COVID-19 Positive Cases (202 Total)

## Race

Includes all positive cases through 7/20/2020  
Data reported by Tompkins County Health Dept.  
Data is self-reported by each sampled individual.

Total population data source: 2018 ACS 1yr est.

Updates will occur when large enough numbers are present to protect the privacy of individuals.



Tested individuals had the option to select "unknown" for race – in this chart unknown has been combined with "other."



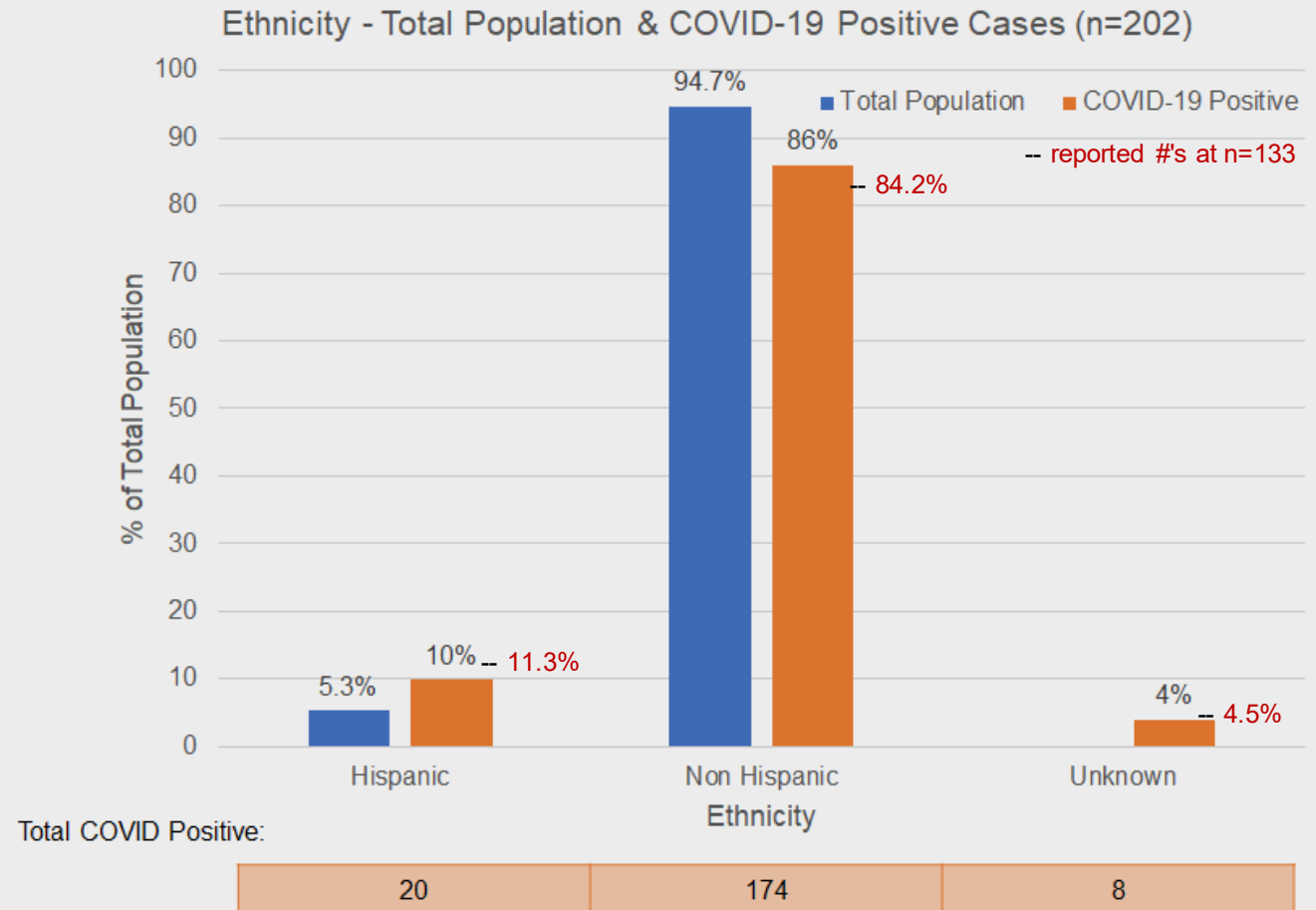
# To-Date COVID-19 Positive Cases (202 Total)

## Ethnicity

*Includes all positive cases through 7/20/2020  
Data reported by Tompkins County Health Dept.  
Data is self-reported by each sampled individual.*

*Total population data source: 2018 ACS 1yr est.*

*Updates will occur when large enough numbers are  
present to protect the privacy of individuals.*



# To-Date COVID-19 Positive Cases (202 Total)

## Municipality

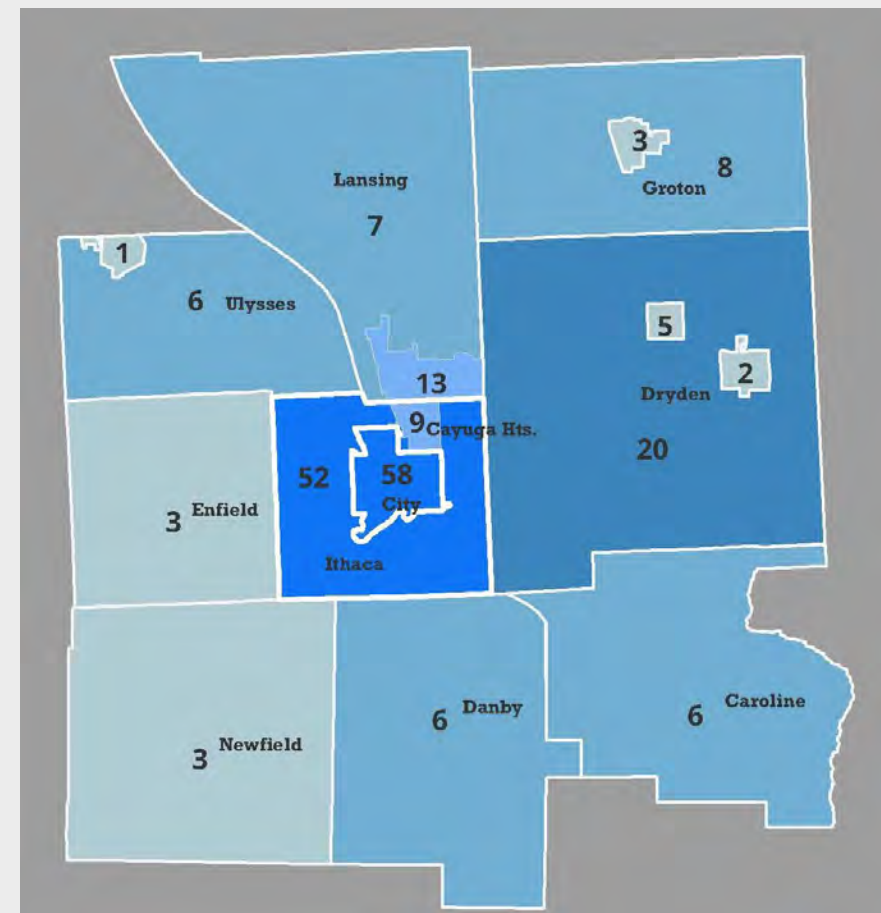
*Includes all positive cases through 7/20/2020  
Data reported by Tompkins County Health Dept.  
Data is self-reported by each sampled individual.*

*Total population data source: 2018 ACS 1yr est.*

*Updates will occur when large enough numbers are  
present to protect the privacy of individuals.*

Total COVID Positive:

Village of Cayuga Heights	9
Town of Caroline	6
Town of Danby	6
Town of Dryden	20
Village of Dryden	2
Town of Enfield	3
Village of Freeville	5
Town of Groton	8
Village of Groton	3
City of Ithaca	58
Town of Ithaca	52
Town of Lansing	7
Village of Lansing	13
Town of Newfield	3
Village of Trumansburg	1
Town of Ulysses	6

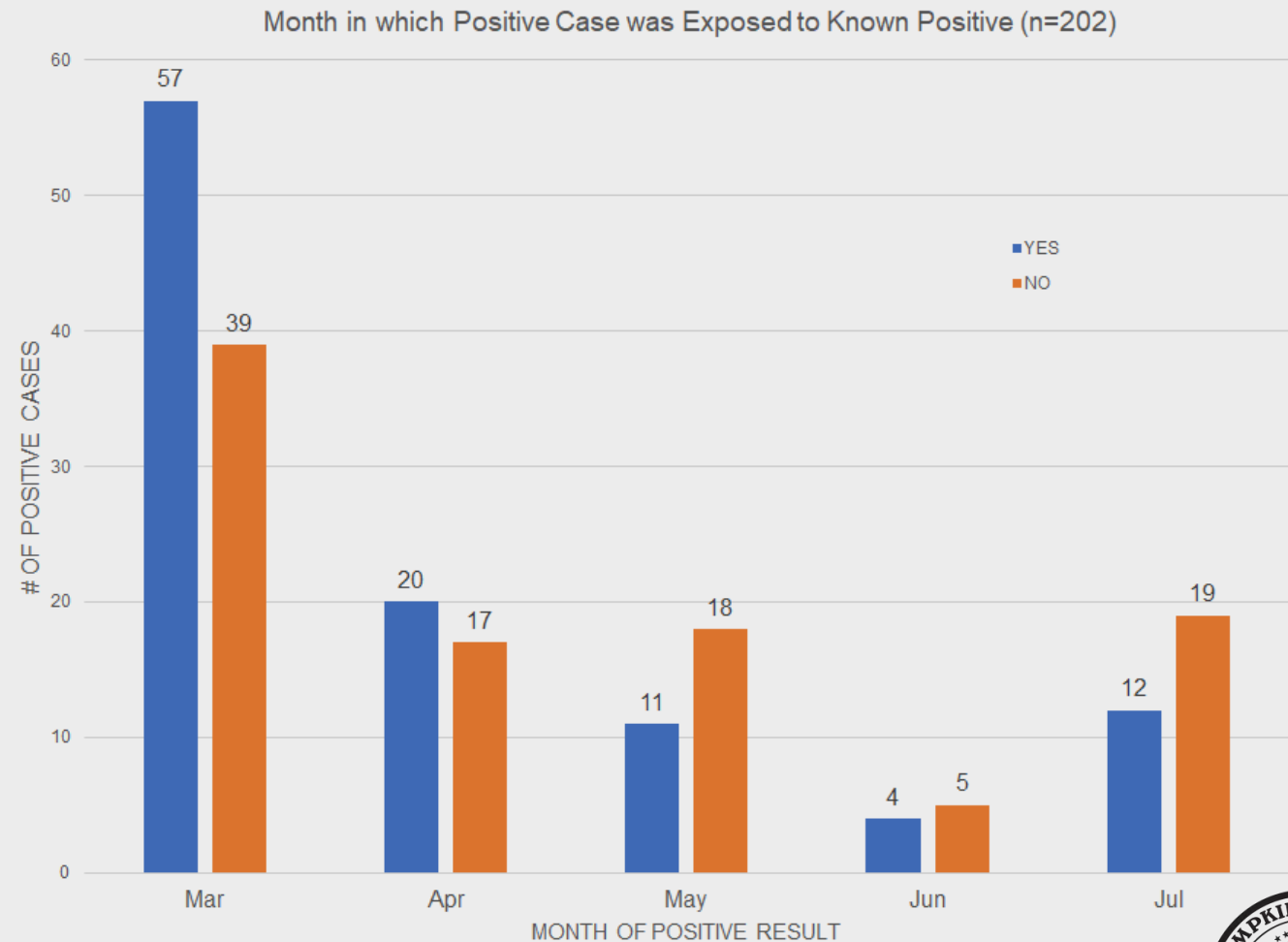


# To-Date COVID-19 Positive Cases (202 Total)

## Source of Exposure Over Time

*Includes all positive cases through 7/20/2020  
Data reported by Tompkins County Health Dept.  
Data is self-reported by each sampled individual.*

*Updates will occur when large enough numbers are  
present to protect the privacy of individuals.*



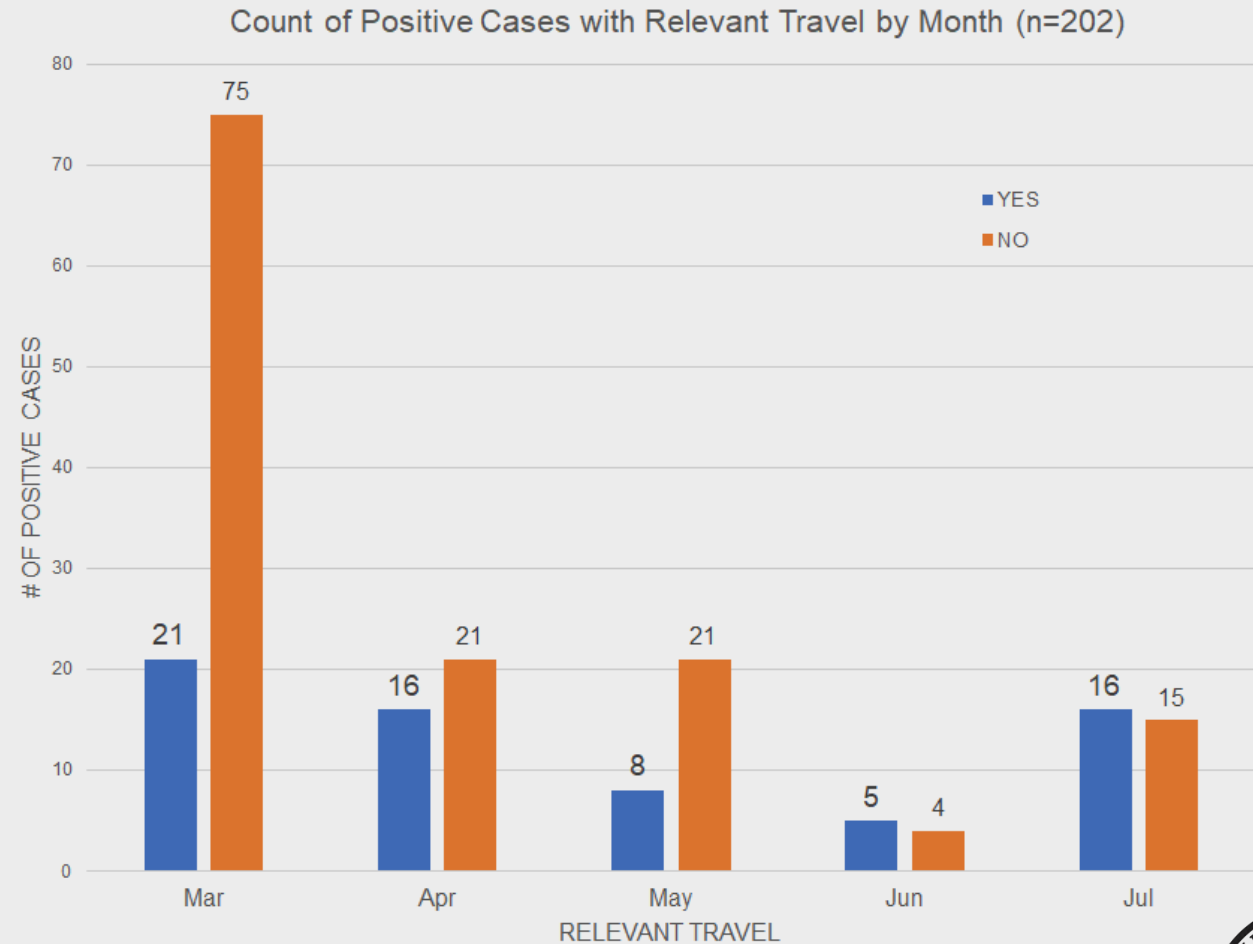
# To-Date COVID-19 Positive Cases (202 Total)

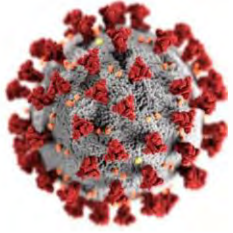
## Cases with Relevant Travel by month

*97% of travel-related cases are  
domestic travelers.*

*Includes all positive cases through 7/20/2020  
Data reported by Tompkins County Health Dept.  
Data is self-reported by each sampled individual.*

*Updates will occur when large enough numbers are  
present to protect the privacy of individuals.*





# July 21-August 18 – Preparing for Student Return

## COVID-19 Spread

**236** total positive cases (+34),  
**230** recovered

## Executive Orders

[202.53](#): extends previous orders,  
NYC specific information

[202.54](#): removes extensions for  
school budget revotes & late village  
taxes

[202.55](#): extends previous orders  
through Sept. 4th

[202.56](#): continues NYS Pause  
regulations

## County Operations

**7/30** TCHD receives [funding](#)  
for tracing, flu from NYS DOH

**8/5** CHS transitions to  
appointment only, \$99 option  
available

**8/7** Governor announces K-12  
schools allowed to reopen

Shared form for reporting  
gatherings created

**8/10** MH Mobile Crisis team  
reactivates for fieldwork

**8/18** 34 States, 2 territories on  
NYS Travel [Advisory](#)

## Communications/Messaging

[7/23](#) PR, coordination with all three colleges

[7/27](#) PR, recent cases related to travel/gatherings

**8/3** New radio PSA from Leslyn McBean-Clairborne,  
Chamber [roundtable](#) on need for state & local aid

[8/7](#) PR, continued coordination with Cornell

[8/7](#) PR, public safety response to gatherings

[8/11](#) Letter from Legislature to community on  
transparency & responsibility

[8/13](#) Community town hall



# COVID-19 Hours

## Estimated Emergency Leave

(ended 6/19/20, EO 202.39)

## COVID-19 Related Expenses

	Regular Hours	OT Hours Worked	Reg Pay	OT Pay	Comptime
Totals	42,870	4,412	\$1,341,715	\$42,596	\$177,224
EOC Totals	5,761 (13%)	2,283 (52%)	\$290,211 (22%)	\$0 (0%)	\$127,513 (70%)

Comptime is the dollar equivalent of the hours "earned."

PP Ending	Employees	Hours	Total Paid
21-Mar	254	4,634	115,736
4-Apr	301	12,423	304,079
18-Apr	308	11,188	277,431
2-May	266	9,492	242,760
16-May	220	5,327	150,118
30-May	94	1,972	57,062
13-June	26	490	13,720
27-Jun	18	247	7,366
No additional emergency leave to report in July or August			
Total	402	45,773	\$1,168,272

**\$397,005 (+\$53k) as of 8/18/20**

*Computer equipment and service contracts have increased since last report.*



# Cayuga Health System Testing Data Dashboard

# of Tests,  
Demographics,  
Hospital Capacity

Data reported by Cayuga Health System, updated daily. Released 8/12.

This data is based on sampling done by the Cayuga Health Sampling Site

Tompkins County Deaths	Non-Tompkins Resident Deaths	Total Tests (All Counties)	All Positive Tests (repeats) <sup>1</sup>	Currently Hospitalized	Newly Hospitalized
0	2	65,325	485	0	0

<sup>1</sup>Positive tests is the total of all positive tests, including repeat testing of existing cases

## CHS Coronavirus Tests by Age

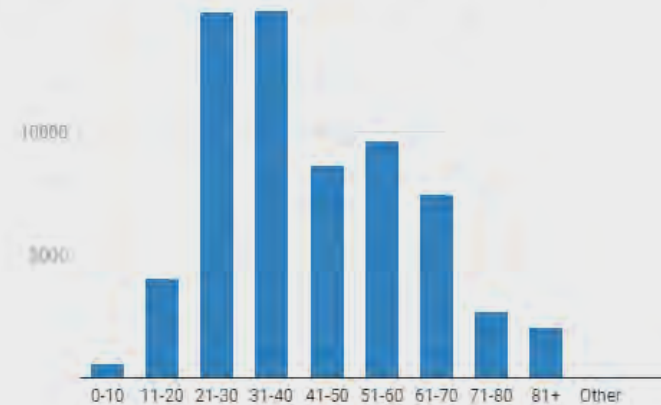
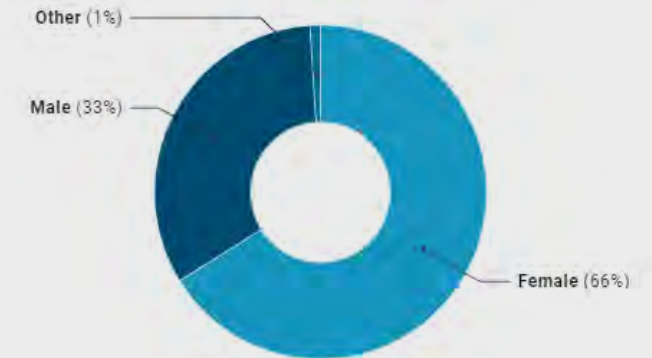


Chart: Cayuga Health System • Created with Datawrapper

## CHS Coronavirus Tests by Gender



<sup>1</sup>This data is self-reported and not verified by Cayuga Health  
Chart: Cayuga Health System • Created with Datawrapper

## CHS Capacity and Supplies

[View the full COVID-19 Patient Capacity document](#)

Non-Surge Capacity  
(Currently in Phase 1)

<b>ICU Beds</b>
16
<b>Inpatient Beds</b>
162
<b>Inpatient 7 day rolling average occupancy</b>
48%

Surge Capacity (Phase 2)

<b>ICU Beds</b>
32
<b>Inpatient Beds</b>
251

Surge Capacity (Phase 3)

<b>ICU Beds</b>
104
<b>Inpatient Beds</b>
318

Supplies

<b>Critical PPE Reserve</b>
>90 day supply
<b>Ventilators</b>
27



# Recent Community Partner Announcements

- Ithaca City School District
  - **8/18** The ICSD Board of Education will be considering a change to the academic calendar, delaying the in-person start of the school year, at a special voting meeting on Tuesday, August 18, at 6:15 p.m.
- Ithaca College
  - **8/11** Community Agreement released.
  - **8/18** Extending remote instruction for students through the fall semester.
- Tompkins Cortland Community College
  - **8/11** SUNY approved reopening plan published.
- Cornell University
  - **7/30** Cornell no longer able to provide quarantine housing arrangements for all students.
  - **8/5** Behavioral Compact released.
  - **8/17** No group activities or other social gatherings on campus.

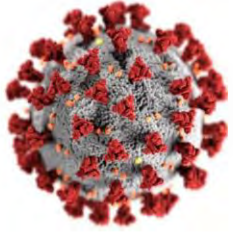


# Social Gatherings Enforcement Process

8/7 Press Release

- Gatherings not complying with mask-wearing, social distancing, or density (currently <50) can be reported to the non-emergency dispatch line (607) 273-8000.
- To-date, the Tompkins County Sheriff's office has added patrol details for the weekends of 8/7 & 8/14
- Continued conversation with Ithaca Police Department, Cornell, IC, & TC3 Police Departments
- Reporting form implemented across jurisdiction, with shared reporting process to higher education partners, Environmental Health Department, & EOC





## August 19 – August 31 – Broadening Public Health Response/Messaging

### COVID-19 Spread

**273** total positive cases (+37),  
**241** recovered

### Executive Orders / Governor Announcements

[202.57](#): Bowling Alleys (8/17),  
Gyms/Fitness Centers (8/24) can open

[202.58](#): Absentee Ballot Directive.

[202.59](#): Protocols to ensure timely testing  
of COVID-19 and flu.

[8/24](#) Low risk sports can resume 9/21

[8/27](#) "100 positive cases" on college campus  
to trigger 2 week "remote learning only"

### County / Partner Operations

**8/19** ICSD board votes to  
begin semester remotely

**8/25** Cornell dashboard  
launched

**8/27** County receives financial  
support from Cornell, [PR](#)

**8/31** TCHD Health Alerts  
added to Cornell [Daily Check](#)

**9/1** No-cost community testing  
begins with CHS

### Communications/Messaging

**8/20** Frank Kruppa publishes [letter](#) broadening public  
health response, assessing recent partner decisions

**8/21** Updated food resources [web page](#)

**8/22** [PR](#), public exposure at Simeon's restaurant  
TCHD door hangers distributed in residential  
areas of South Hill, East Hill, Collegetown

**8/27** [PR](#), public exposure on TCAT Route 30

**8/27** Community [town hall](#), "Meeting Community Needs  
Through Human Services," [PR](#)

**8/28-8/29** [PR](#), 9 new cases from social gatherings, Cornell  
[confirms](#) student cluster

**9/1** [PR](#), Community-wide testing available, new icon



## Recently Identified COVID-19 Cluster

**8/28** [PR](#), 9 new cases from  
social gatherings

**8/29** Cornell [confirms](#) student  
cluster

**9/1, 273** total positive cases (+37), **241** recovered

- Cluster of **21** positive cases, first case identified 8/27
- Contact investigations ongoing in collaboration with Cornell Health, all positives are in isolation, close contacts in mandatory quarantine as they are identified
- Related to gatherings where mask and distancing guidance was not adhered to



# Cornell University Data Dashboard

## Testing, Positives, Capacity, Alert Level System

**Green:** New Normal

**Yellow:** Low to Moderate Risk

**Orange:** Moderate Risk

**Red:** Shut Down

Data reported by Cornell University,  
updated Monday - Friday. Released 8/25.

### Confirmed Positives (Ithaca Campus)

1

New Positives by Day  
8/30/2020

16

New Positives by Week  
8/24/2020 - 8/30/2020

46

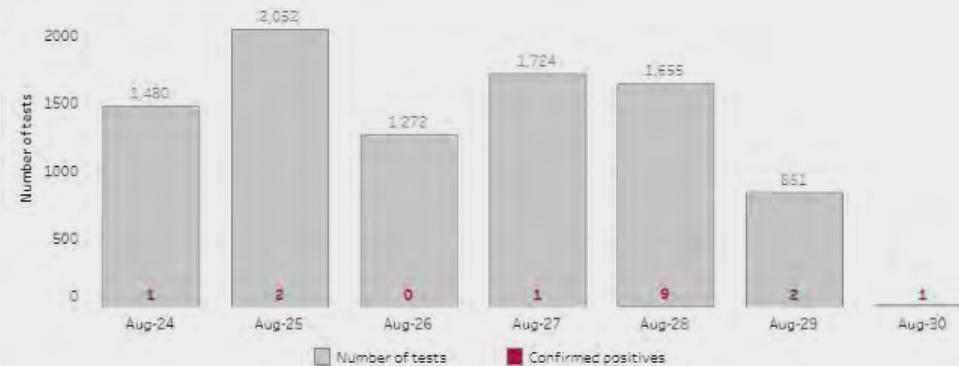
Total Positives  
Since 02/20/2020

### Daily Testing Data

Total: Students, Faculty and Staff

(All)

Total tests and confirmed positives



\* These data reflect Cornell's testing programs for students, faculty and staff on the Ithaca campus, including Cornell AgriTech. Unlike testing in other parts of the nation (much of which is limited to testing of symptomatic individuals), we are using surveillance testing, which allows us to proactively test all members of our campus community, not just those who are experiencing symptoms or have a known contact with a positive case. As a result, many of the positive test results we report are asymptomatic infections that most other testing programs would miss. The information on this page may not be inclusive of employees who undergo testing off campus or Cornell community cases outside of Tompkins County. The dashboard is typically updated daily, Monday-Friday. Please note that due to test processing time, there may be a two-day delay between when a test is taken and when the results will appear on the dashboard. The data may be corrected as final investigations are completed.

### Quarantine/Isolation - On-campus Capacity

Quarantine/isolation room  
capacity available

96%

### Hospital and Surveillance Testing Capacity



Local Medical Capacity\*



Cornell Surveillance Testing Capacity

\* Reflects available ICU bed, ventilator, and non-critical patient care capacity.



# Community-Wide Testing Available

Beginning September 1



## Testing

*Getting tested helps stop the spread. Testing is available locally at no cost.*

### •COVID-19 Testing is available and covered for all Tompkins County residents

- Supported by the Tompkins County Legislature
- In partnership with Cayuga Health System (CHS), registration at [cayugahealthsystem.org](https://cayugahealthsystem.org)
- Medically necessary testing is still covered by insurance (for those who are symptomatic, a close contact, or pre-operative)
- Non-Tompkins County residents must continue to meet requirements listed on [cayugahealthsystem.org](https://cayugahealthsystem.org)
- Businesses or organizations implementing testing programs will continue to contract directly with CHS
  - Email Tracy Gates, COO, [tgates@cayugamed.org](mailto:tgates@cayugamed.org)



# COVID-19 Hours

	Regular Hours	OT Hours Worked	Reg Pay	OT Pay	Comptime
Totals	45,988	4,821	\$1,428,645	\$46,738	\$202,142

Comptime is the dollar equivalent of the hours "earned."

## FFCRA Leave (Families First Coronavirus Response Act)

		Employees	Total Hours
FFRA	2/3's pay	12	1,183
FFRP	Full Pay	10	187

# COVID-19 Related Expenses

\$408,779 (+\$11.7k) as of 8/31/20 .



# Personal Protective Equipment & Mask Distribution

Donated by Cornell, March-June 2020, Distributed to EMS, Nursing Homes, & CMC:

Item	Amount	Left in Stock	Total Distributed
Face Shields	206		206
Gloves	1156	439	717
Coveralls	550		550
Gowns	179		179
Disposable Lab Coats	158		158
N95 Masks	1580		1580
Surgical Masks	10561		10561
Sleeve Protectors	369		369
Safety Glasses	21	9	12

Delivered by NYS & Locally Produced by Volunteers:

Item	Distributed to Schools	Distributed to Municipalities	Distributed to Businesses*	Total:
Cloth Masks	25,000+	20,100	33,555	78,655+
Sanitizer	150 2oz bottles/school	60 gallons	3,215 gallons	3,275+

*\*Requested through online form, supporting a reported **13,904** local workers*



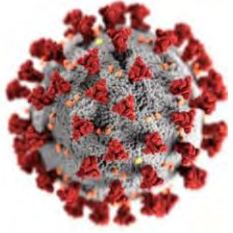
# Broadening Our Public Health Response & Messaging

8/20 Letter

8/27 Virtual Town Hall, 8/28 PR

- Public Health Director Frank Kruppa's letter to the community, *Community Resilience, Vigilance, and Commitments Moving Forward*
  - Broadening our Public Health Response Amidst Ongoing Challenges
  - Assessing the Impact of Decisions Made by our Local Institutions
  - Our Commitments Moving Forward
- Additional messaging in our virtual COVID-19 Update Town Halls





# September 2 – September 14 – Recent Spike in Cases

## COVID-19 Spread

**383** total positive cases (+110),  
**344** recovered (39 active cases)

## Executive Orders / Governor Announcements

[202.61](#) Governor announces K-12  
COVID-19 "report card"

[202.63](#) Extends virtual public meetings

**9/14** SUNY Chancellor clarifies 100  
cases over subsequent 14 day periods,  
not rolling (internal SUNY memo)

## County / Partner Operations

**9/4** EOC calls on departments to  
assess COOPs and offer staff to  
the Health Department for  
emergent response

**9/5** Sampling site moves to the  
back lot of Ithaca Mall

**9/6** TC3 goes virtual for week of  
9/8, resumes in-person 9/12

**9/13** SUNY Chancellor [visits](#)  
TC3

**9/14** CHS reports 747 tests  
completed within TC contract  
since 9/1

## Communications/Messaging

**9/2** [PR](#), 25 new cases (highest single-day increase),  
updates on clusters,  
[PR](#), potential exposure at the Boatyard Grill

**9/4** [PR](#), second potential exposure at the Boatyard Grill  
[Letter](#) to the Cornell Daily Sun from Frank Kruppa  
*Robocall* from Frank re: Labor Day & Gatherings

**9/10** Community [Town Hall](#), Workforce & Employment  
during COVID-19

**9/11** [PR](#), updates on elections and voting

**9/14** [PR](#), Flu Vaccine Vital as COVID-19 Persists



# COVID-19 Hours

	Regular Hours	OT Hours Worked	Reg Pay	OT Pay	Comptime
Totals	46,215	5,011	\$1,436,593	\$49,123	\$202,515

Comptime is the dollar equivalent of the hours "earned."

## FFCRA Leave (Families First Coronavirus Response Act)

		Employees	Total Hours
FFRA	2/3's pay	12	1,465.5
FFRP	Full Pay	13	229

## COVID-19 Related Expenses

\$432,743 (+\$24k) as of 9/14/20 .



## Update on Recently Identified COVID-19 Clusters

**9/2** [PR](#), 25 new positives,  
includes second cluster

**9/15, 383** total positive cases (+110 “new cases”),  
**344** recovered

- Initial Cluster as of 9/13
  - 129 total involved
    - 48 Positives (44% of new cases, 13% of total)
    - 81 Contacts placed in quarantine
- Second Cluster as of 9/13/20
  - 52 total involved
    - 14 Positives (13% of new cases)
    - 38 Contacts placed in quarantine



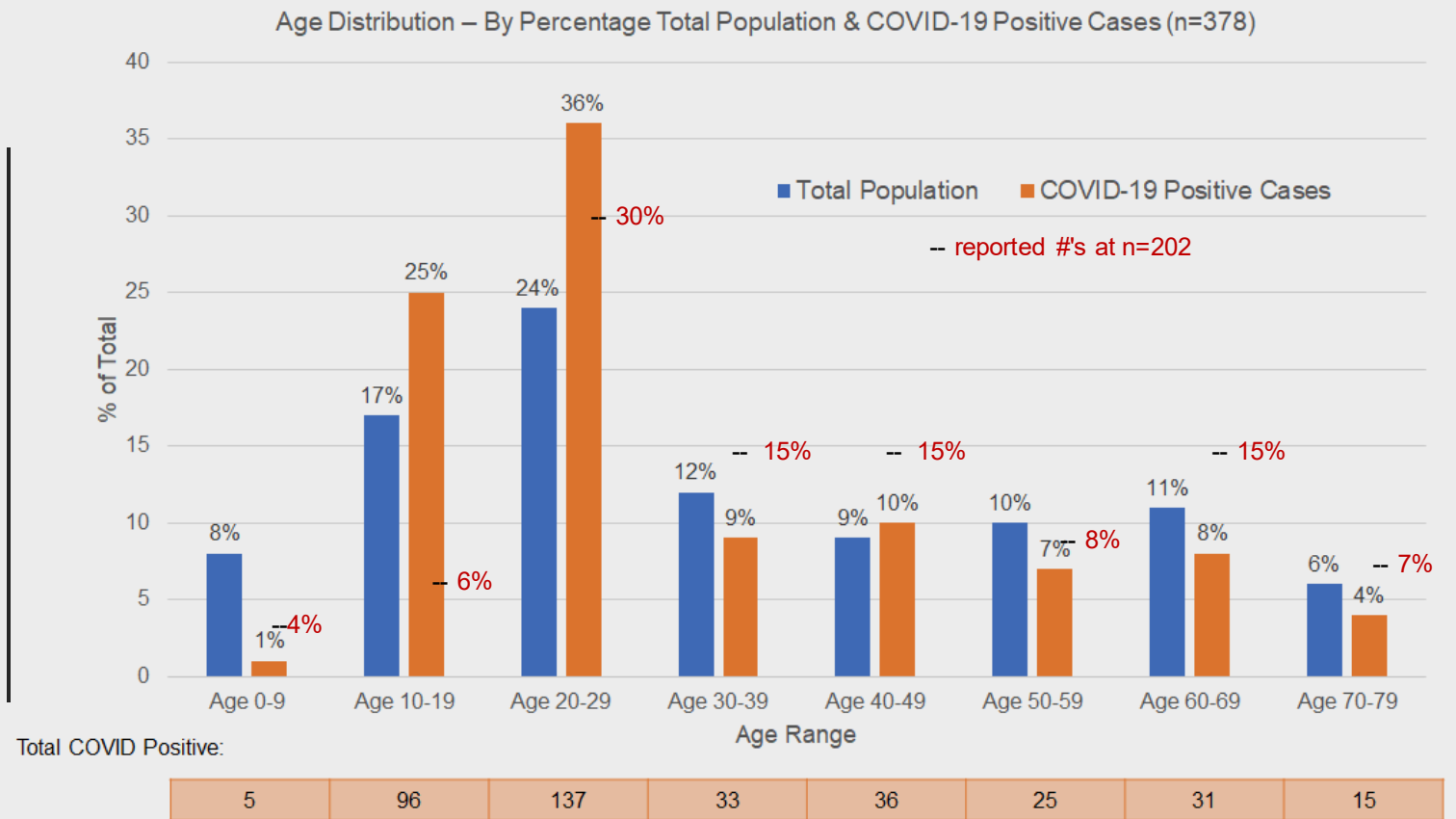
# To-Date COVID-19 Positive Cases (378 Total)

## Age Range

*Includes all positive cases through 9/14/2020  
Data reported by Tompkins County Health Dept.  
Data is self-reported by each sampled individual.*

*Total population data source: 2018 ACS 1yr est.*

*Updates will occur when large enough numbers are  
present to protect the privacy of individuals.*



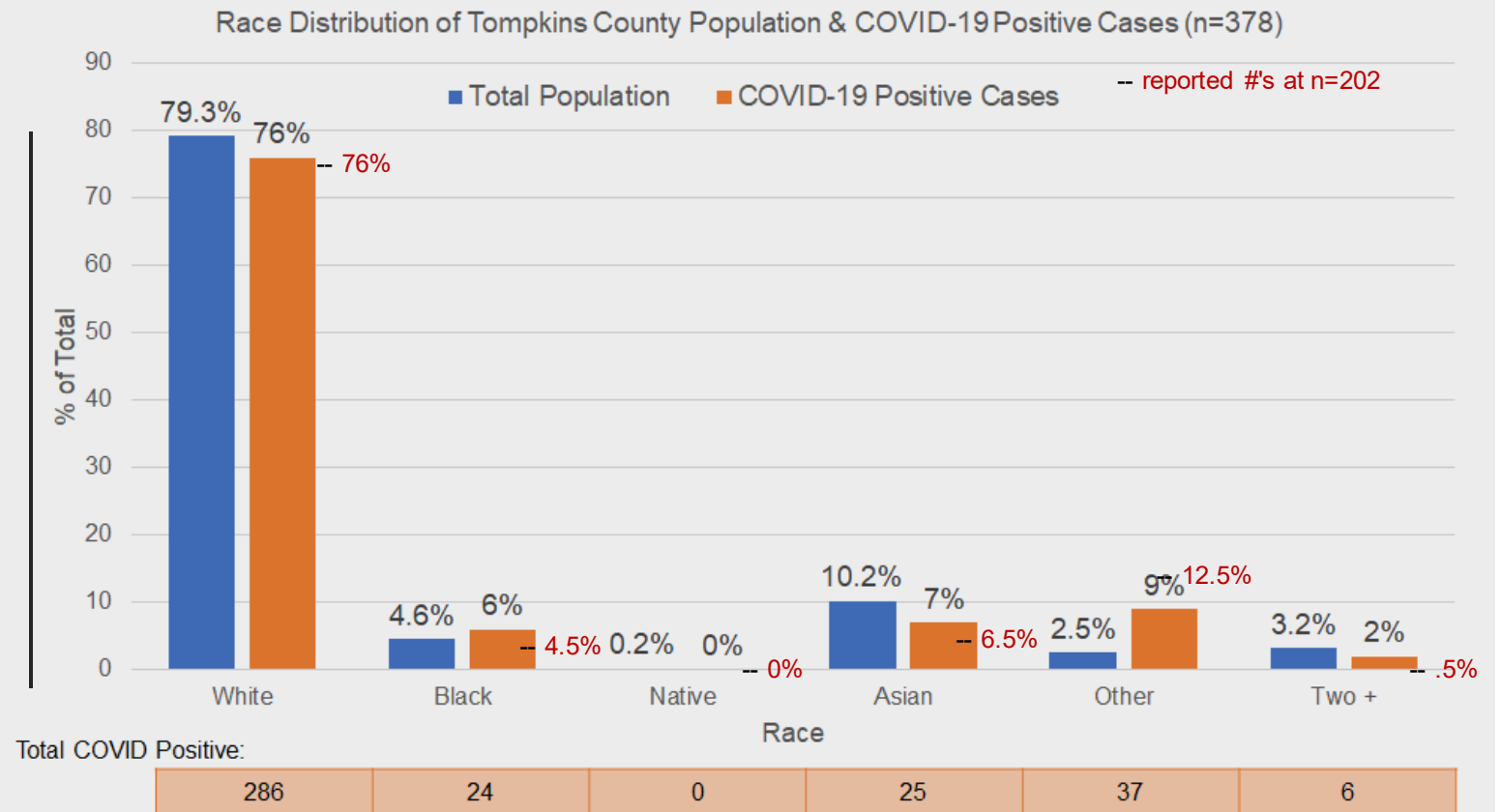
# To-Date COVID-19 Positive Cases (378 Total)

## Race

Includes all positive cases through 9/14/2020  
Data reported by Tompkins County Health Dept.  
Data is self-reported by each sampled individual.

Total population data source: 2018 ACS 1yr est.

Updates will occur when large enough numbers are present to protect the privacy of individuals.



Tested individuals had the option to select "unknown" for race – in this chart unknown has been combined with "other."



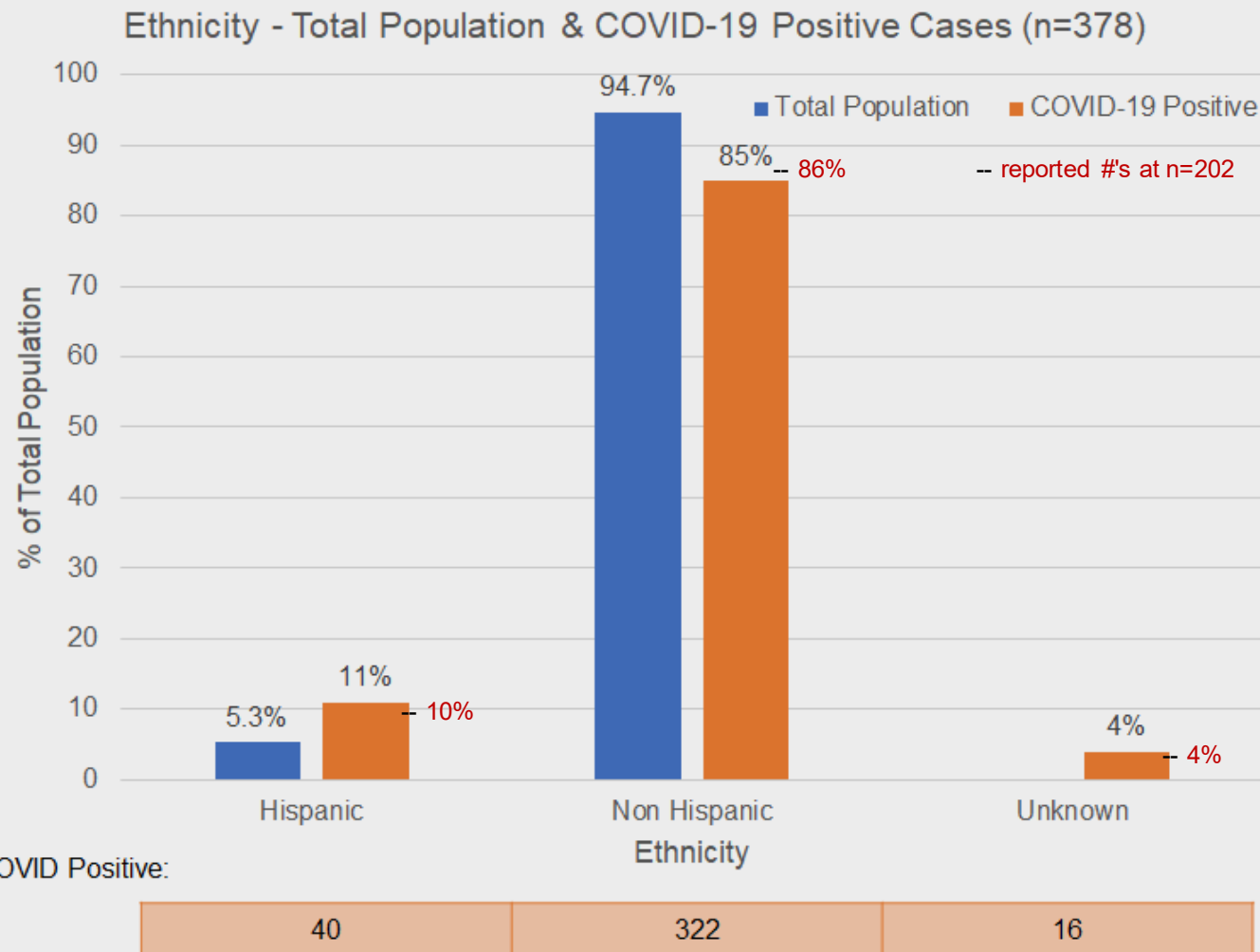
# To-Date COVID-19 Positive Cases (378 Total)

## Ethnicity

*Includes all positive cases through 9/14/2020  
Data reported by Tompkins County Health Dept.  
Data is self-reported by each sampled individual.*

*Total population data source: 2018 ACS 1yr est.*

*Updates will occur when large enough numbers are present to protect the privacy of individuals.*



# To-Date COVID-19 Positive Cases (378 Total)

## Municipality

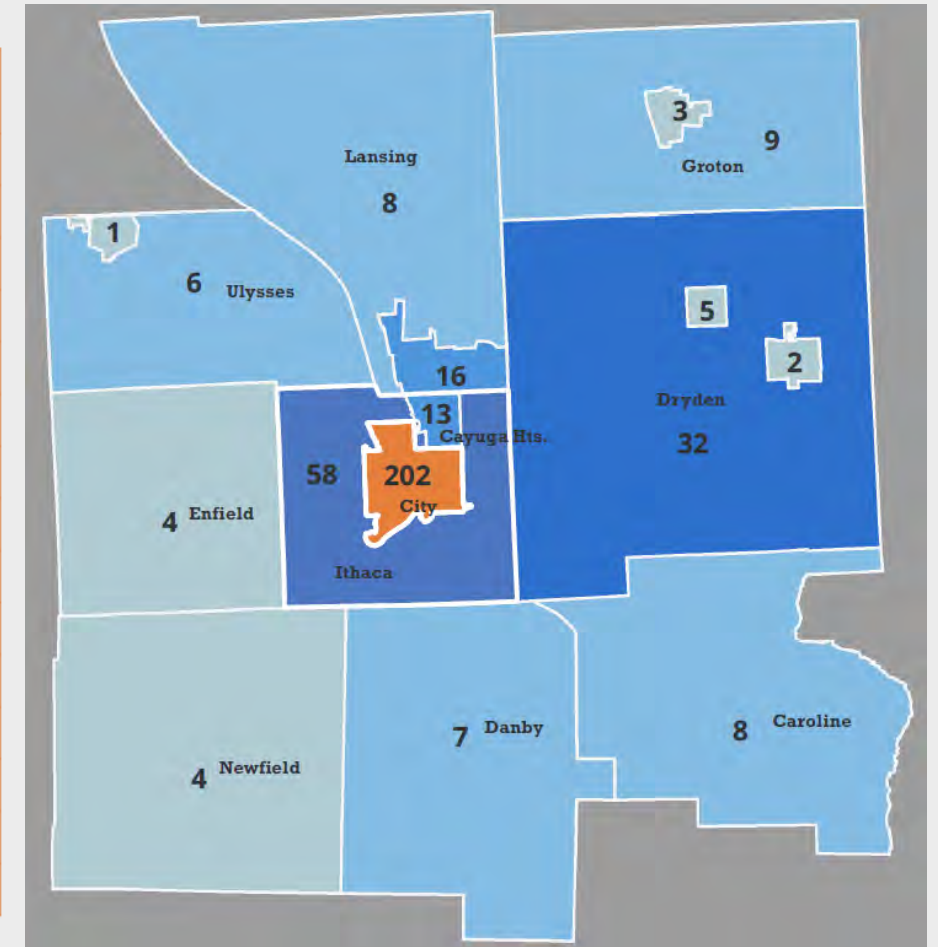
*Includes all positive cases through 9/14/2020  
Data reported by Tompkins County Health Dept.  
Data is self-reported by each sampled individual.*

*Total population data source: 2018 ACS 1yr est.*

*Updates will occur when large enough numbers are  
present to protect the privacy of individuals.*

Total COVID Positive:

Village of Cayuga Heights	13
Town of Caroline	8
Town of Danby	7
Town of Dryden	32
Village of Dryden	2
Town of Enfield	4
Village of Freeville	5
Town of Groton	9
Village of Groton	3
City of Ithaca	202
Town of Ithaca	58
Town of Lansing	8
Village of Lansing	16
Town of Newfield	4
Village of Trumansburg	1
Town of Ulysses	6

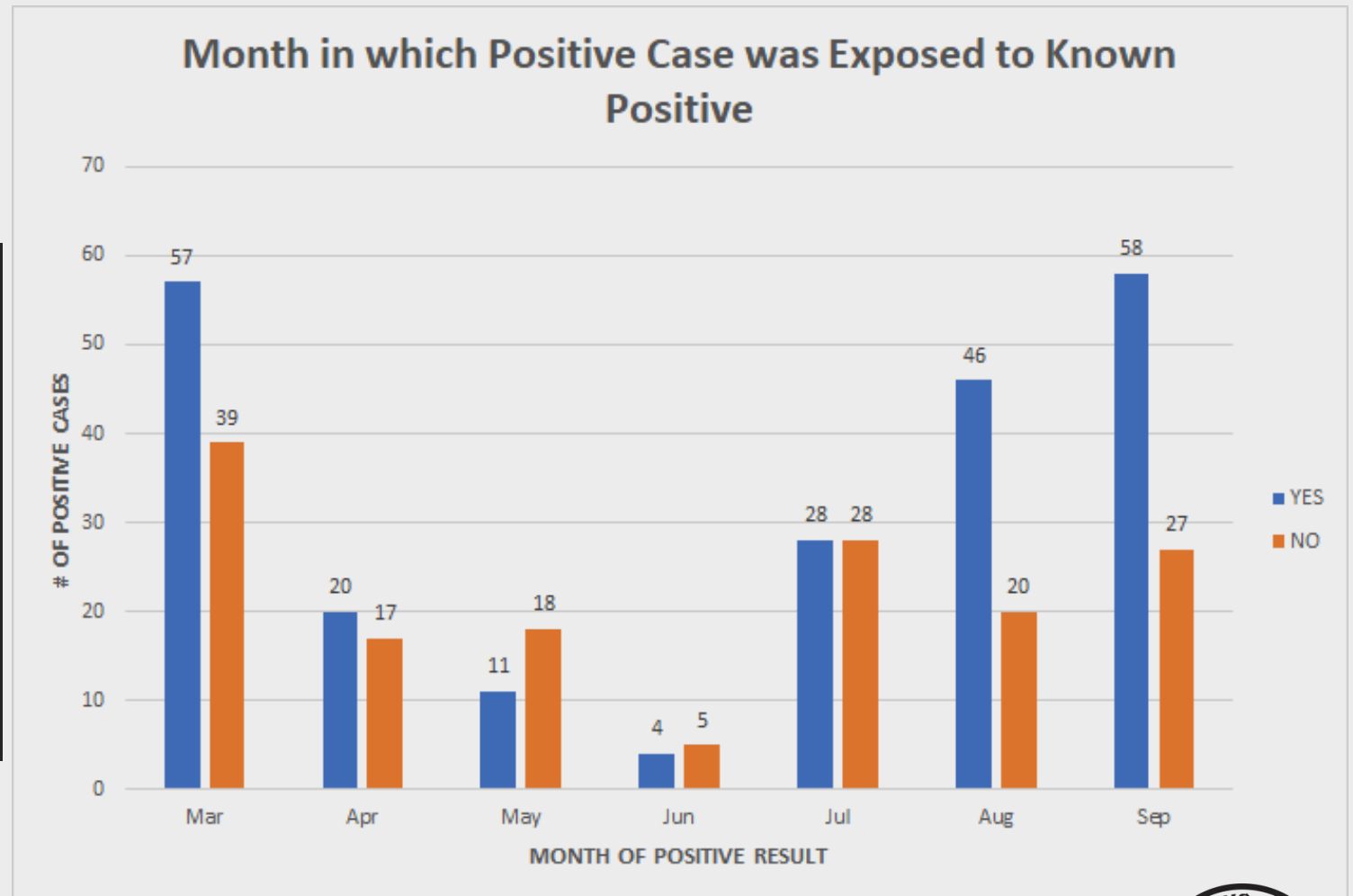


# To-Date COVID-19 Positive Cases (378 Total)

## Source of Exposure Over Time

*Includes all positive cases through 9/14/2020  
Data reported by Tompkins County Health Dept.  
Data is self-reported by each sampled individual.*

*Updates will occur when large enough numbers are  
present to protect the privacy of individuals.*

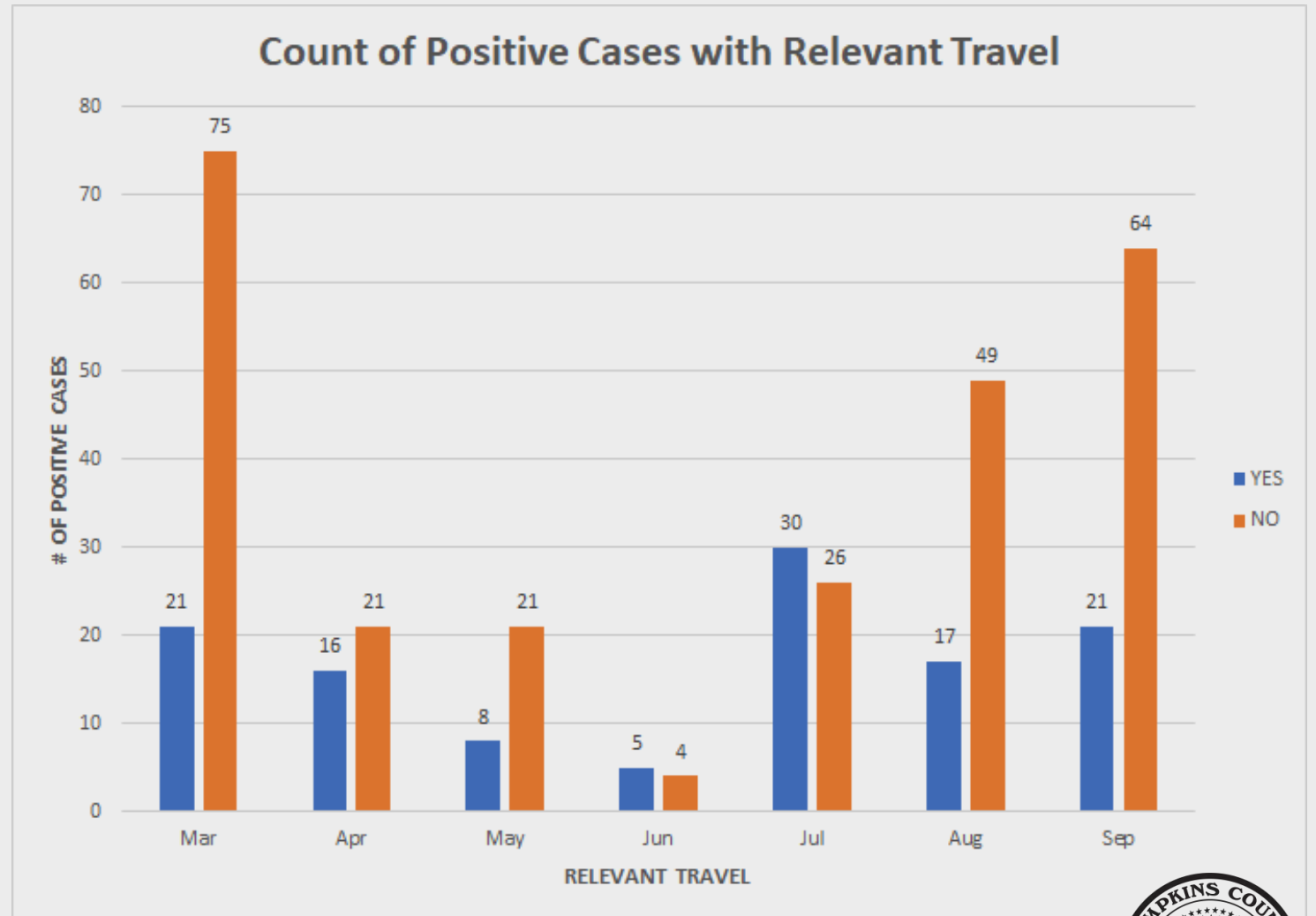


# To-Date COVID-19 Positive Cases (378 Total)

## Cases with Relevant Travel by month

*Includes all positive cases through 9/14/2020  
Data reported by Tompkins County Health Dept.  
Data is self-reported by each sampled individual.*

*Updates will occur when large enough numbers are  
present to protect the privacy of individuals.*



# Ithaca College Data Dashboard

Data reported by Ithaca College,  
updated Monday - Friday. Released 9/3

3,677

TOTAL TESTS

Total number of tests administered to members of the campus community since August 14, 2020.

5

POSITIVE TEST RESULTS

Positive tests since August 14, 2020.

3

ACTIVE POSITIVE CASES

Active positive cases in isolation.

2

RECOVERED

Positive cases with resolved symptoms released from isolation by the Tompkins County Health Department.

151

ISOLATION/QUARANTINE ROOMS

The number of rooms on campus that are available for isolation/quarantine.

99%

PERCENTAGE AVAILABLE

The percentage of isolation/quarantine rooms available.

# TC3 (SUNY) Data Dashboard

Data reported by TC3,  
updated Monday - Friday. Released 9/6.

## Total Positive COVID-19 Cases

Data includes positives from campus administered and non-campus administered testing for students and employees present on campus. Data reflects non-campus administered test results to the extent known. Total number of non-campus administered tests is not reported.

14 Day Periods

(All)

Estimated  
Total Positive Cases

8

Trigger for Transition to 100% Remote Learning  
(Click a Campus to View)

Tompkins Cortland

68

## Campus Administered Testing

Data does not include tests conducted by private providers or the local Department of Health.

Total Campus Administered  
Tests to Date

275

Positive Tests

Reported from campus administered testing

Total Positives to Date  
(from campus administered testing)

2

Positives by Test Type

from PCR Tests 0

from Point of Care Tests 0

from Pool/Batch Tests 2

from Other Tests 0

PCR Tests 0

Point of Care Tests 0

Pool/Batch Tests 275

Other Tests (On Campus) 0

New Positives Yesterday

0

New Positives Past 7 Days

0

New Positives Past 14 Days

2

## Quarantine & Isolation: Current Status

Students in Quarantine

Students in Isolation

Precautionary Quarantine

58

Isolating Off Campus

5

Mandatory Quarantine

1

Isolating On Campus

1

Total

59

Total Students Isolating

7

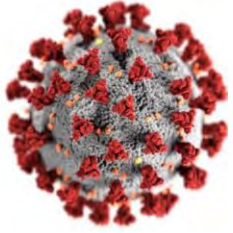
On-Campus Quarantine Capacity

Rooms Available

5

Rooms in Use

1



# September 15 – October 6 – K-12 Schools Reopened

## COVID-19 Spread

**445** total positive cases (+62),  
**412** recovered (33 active cases)

## Executive Orders / Governor Announcements

[202.64](#) No commercial evictions until Oct 20

[202.66](#) No COVID evictions until Jan 1, 2021

[202.67](#) Mask-wearing and remote meetings extended until November 3.  
Vehicle registration/licenses expiration provisions will not be renewed past November 3

[10/5](#) Governor announces closure of some NYC area schools

## County / Partner Operations

**9/16** County staff begin working with HD on contact tracing

**9/30** ICSD begins entrance surveillance testing  
HD issues return to school guidance

**10/1** DOH releases school [toolkit](#)

**10/2** HD awarded grant to cover processing fees of samples collected by the mobile testing team from REACH Medical, and provide PPE

**10/5** ICSD opens for in-person learning

**10/6** Updated school guidance from HD

## Communications/Messaging

**9/27** Groton CSD [announces](#) positive student COVID-19 case, EOC & HD assist with messaging

**9/29** Human Rights & Public Health Virtual [Panel](#): Intersecting Pandemics: COVID-19, Racism, Addiction & Poverty

**9/30** Greenstar [announces](#) employee tests positive, no public exposures.

**10/2** Began [sharing](#) weekly Source of Exposure chart

**10/5** Halloween Trick or Treating [Guidance](#) released  
Posters for houses/doors, guidance for neighbors and trick or treaters, shared on listservs



# COVID-19 Hours

	Regular Hours	OT Hours Worked	Reg Pay	OT Pay	Comptime
Totals	48,153	5,223	\$1,512,757	\$50,142	\$221,661

Comptime is the dollar equivalent of the hours "earned."

## FFCRA Leave (Families First Coronavirus Response Act)

		Employees	Total Hours
FFRA	2/3's pay	14	1,655.55
FFRP	Full Pay	20	320.75

**\$595,079 (+\$162k) as of 10/6/20**

- Primary changes:
  - Professional Services (Testing at CMC site) \$ 122,500
  - Postage – increased outgoing mailings \$9,000
  - Service Contracts (ASAP Cab) \$ 11,000



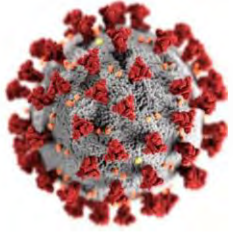
# COVID-19 Related Expenses

# County Sponsored Community Testing Through CHS



Week	Total CHS Sampling Site Tests	Tompkins County Only	Without symptoms or exposure	No sponsoring Organization (County covered)	Amount Billed
9/1 - 9/5	1310	1045	575	354	\$28,320
9/6-9/12	1412	1043	608	393	\$31,440
9/13-9/19	1483	1040	735	359	\$28,720
9/20-9/26	1783	1254	789	426	\$34,080
				<i>Total:</i>	\$122,560





# October 7 – October 19 – Increasing Community Spread

## COVID-19 Spread

**530** total positive cases (+85),  
**471** recovered (59 active cases)  
**9** hospitalized

## Executive Orders / Governor Announcements

[202.68](#) – Cluster Action Initiative

[202.69](#) – Governor will Withhold Aid from municipalities for not enforcing COVID regulations.

**10/17** - Movie Theaters can open on 10/23 (25% capacity, max 50 per screen)

**10/17** - Ski slopes can open with 25% capacity on the slopes (50% inside)

## County / Partner Operations

**10/10** Dryden CSD [announces](#) first positive COVID-19 case

**10/15** Cornell [shares](#) they're looking to stand up a downtown testing site

**10/19** CMC Temporarily [Pauses](#) Visitation

**10/19** Lansing HS [virtual](#) until Nov. 2 following positive case

**10/19** Dryden Middle/High School closes on 10/20 for cleaning purposes.

## Communications/Messaging

**10/7** [PR](#), Increase in cases in surrounding counties

**10/12** First resident COVID-19 death [announced](#)

**10/13** Frank [participated](#) in Chamber's "Business Panel Discussion/Q&A on Covid-19 Case Response & Prevention"

Active case # added to data table

**10/16** [PR](#), Public exposures at 3 businesses

**10/19** Frank joins [WRFI](#) COVID-19 Town Hall  
Halloween safety radio PSA begins airing

**10/20** Guidance on voting safely [posted](#) on HD website



# COVID-19 Hours

	Regular Hours	OT Hours Worked	Reg Pay	OT Pay	Comptime
Totals	49,073	5,519	\$1,549,847	\$50,812	\$233,462

Comptime is the dollar equivalent of the hours "earned."

## FFCRA Leave (Families First Coronavirus Response Act)

		Employees	Total Hours
FFRA	2/3's pay	14	1,747.05
FFRP	Full Pay	20	514.45

# COVID-19 Related Expenses

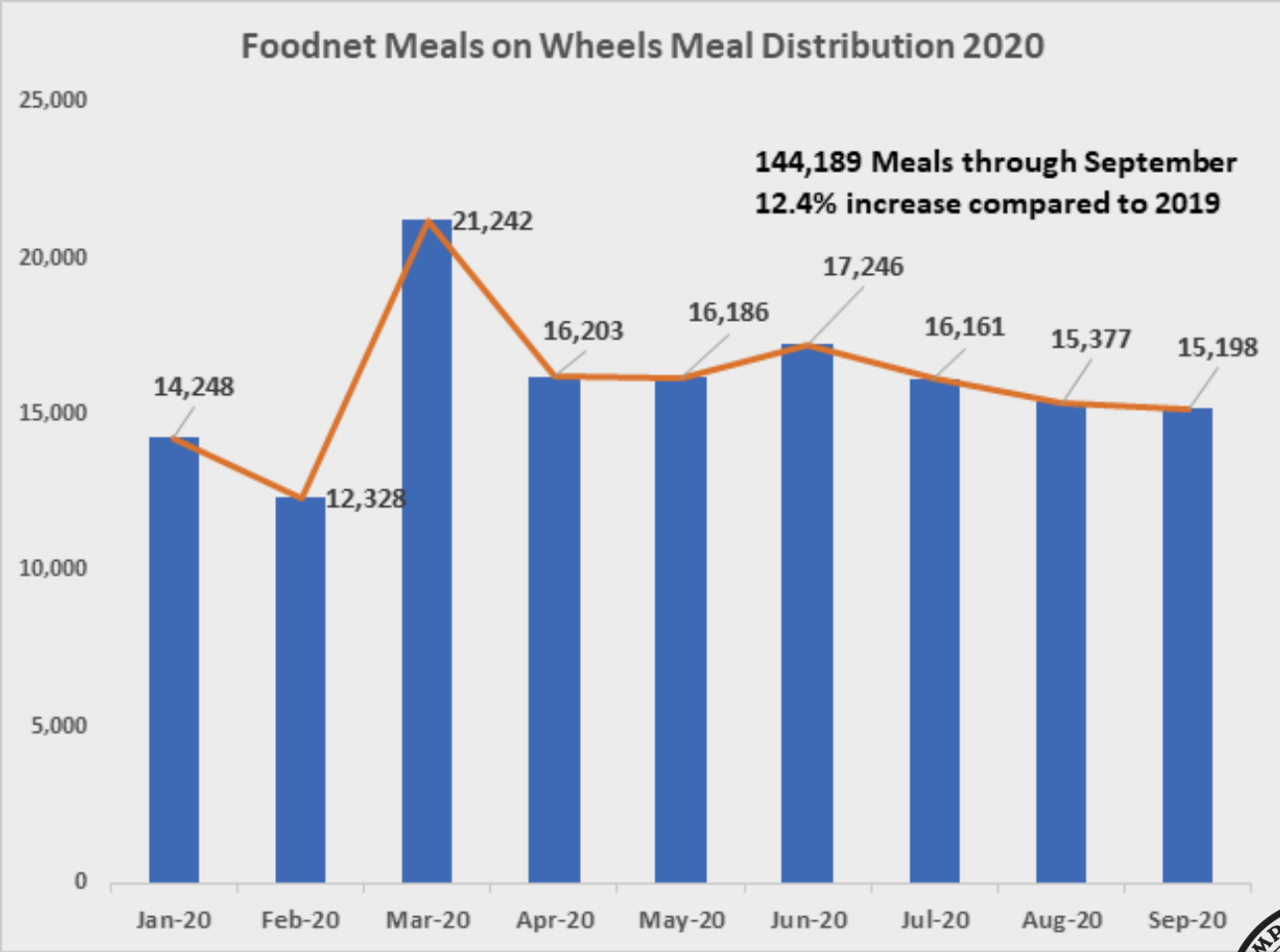
**\$608,358 (+\$13k) as of 10/19/20**

- Primary changes:
  - Computer Equip (laptops) \$2,700
  - Service Contracts (ASAP Cab) \$ 7,900



# Food Distribution/Need Update

Foodnet Meals on  
Wheels Meal  
Distribution (YTD)



# Food Distribution/Need Update

Loaves &  
Fishes COVID-19  
Response Services

Salvation Army  
COVID-19  
Response Services

*Average per day:*

Pre Covid	80 meals/day
Covid Meals	250 meals/day

Meals	9,127
Grocery Orders	4,837
Total People Served	12,334
Volunteers	593
Volunteer Hours	6,427

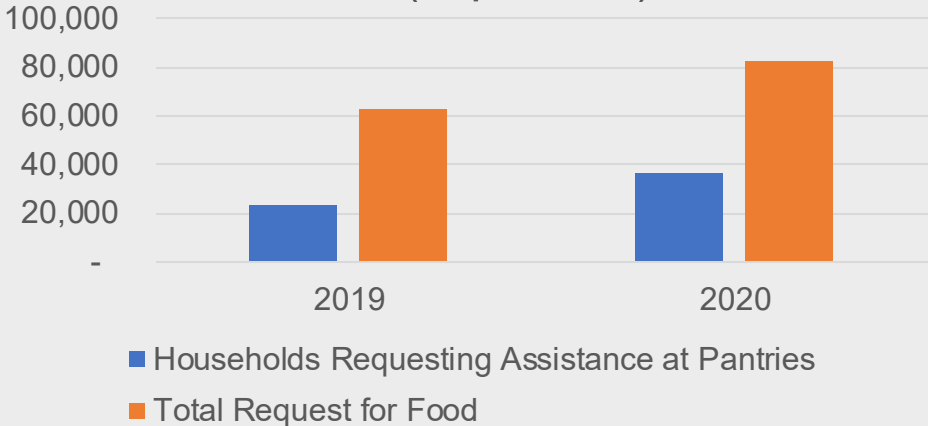


# Food Distribution/Need Update

## Food Bank of the Southern Tier Food Distribution (March – September)

Includes all of Food Bank's programs and partners in Tompkins County - not just pantries.

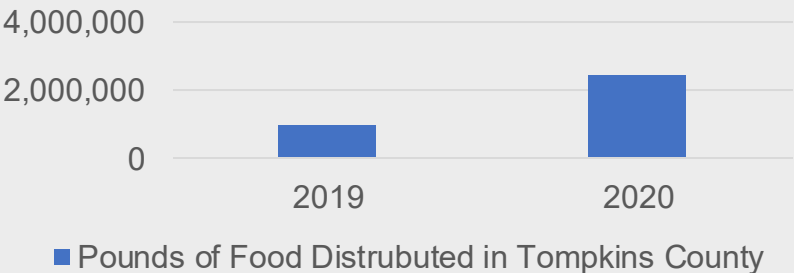
Increased Need Year Over Year  
(in pounds)



Tapering off in 2020:

- 83% increase in June
- 51% increase in July
- 44% increase in August
- 27% increase in September

Total Food Distributed Year  
Over Year  
(in pounds)



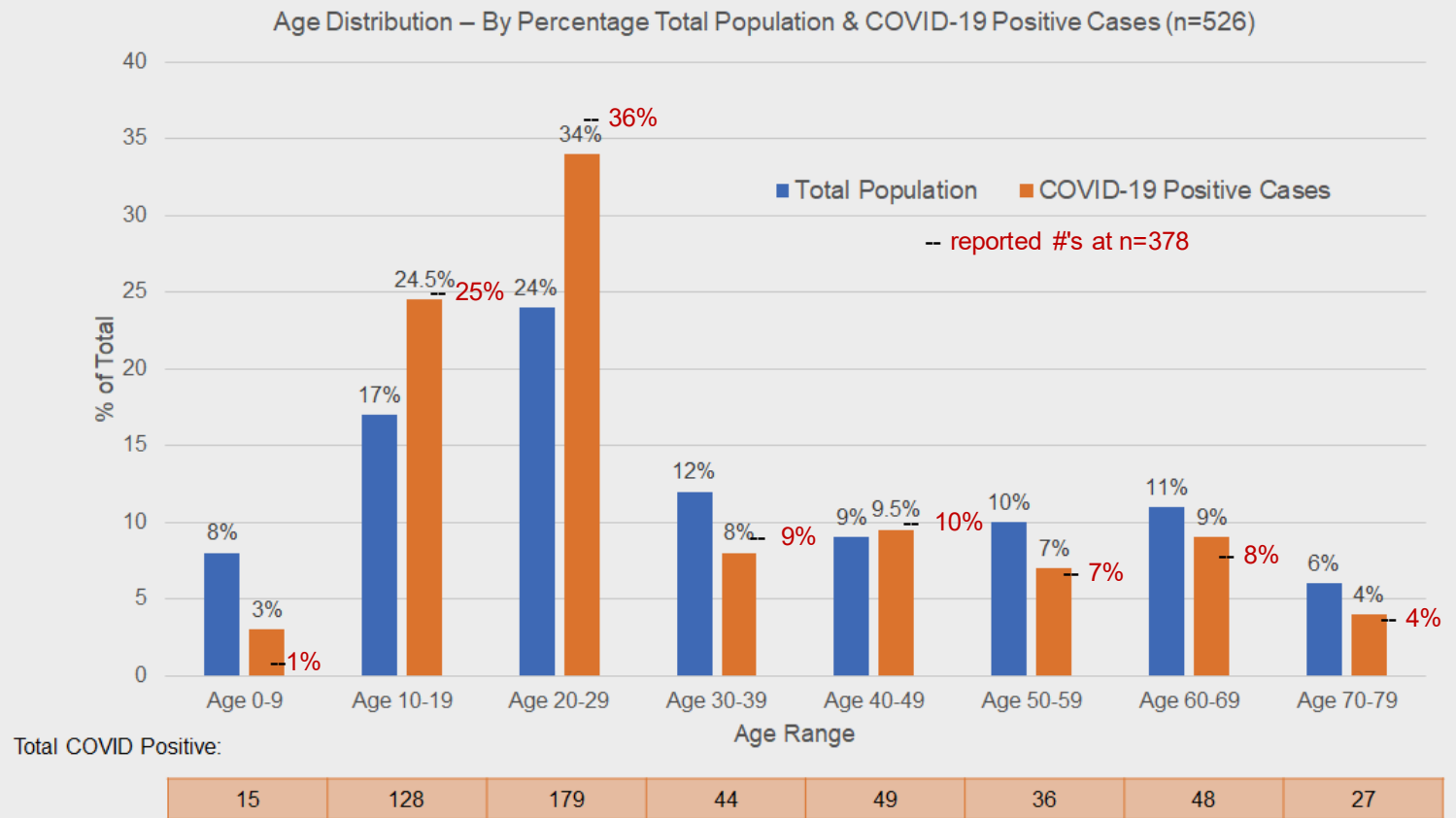
# To-Date COVID-19 Positive Cases (526 Total)

## Age Range

Includes all positive cases through 10/18/2020  
Data reported by Tompkins County Health Dept.  
Data is self-reported by each sampled individual.

Total population data source: 2018 ACS 1yr est.

Updates will occur when large enough numbers are present to protect the privacy of individuals.



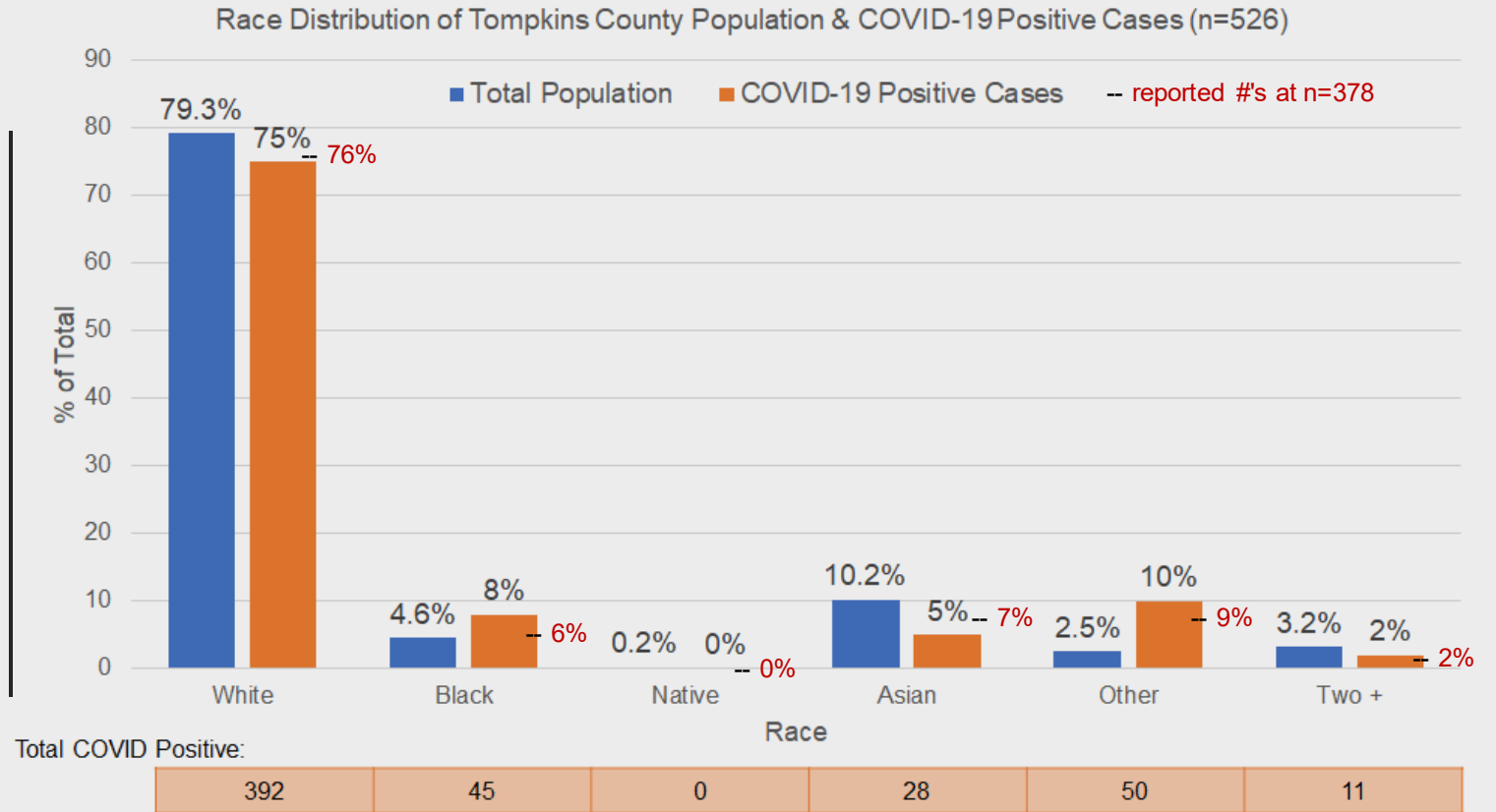
# To-Date COVID-19 Positive Cases (526 Total)

## Race

*Includes all positive cases through 10/18/2020  
Data reported by Tompkins County Health Dept.  
Data is self-reported by each sampled individual.*

*Total population data source: 2018 ACS 1yr est.*

*Updates will occur when large enough numbers are  
present to protect the privacy of individuals.*



*Tested individuals had the option to select "unknown" for race – in this chart unknown has been combined with "other."*



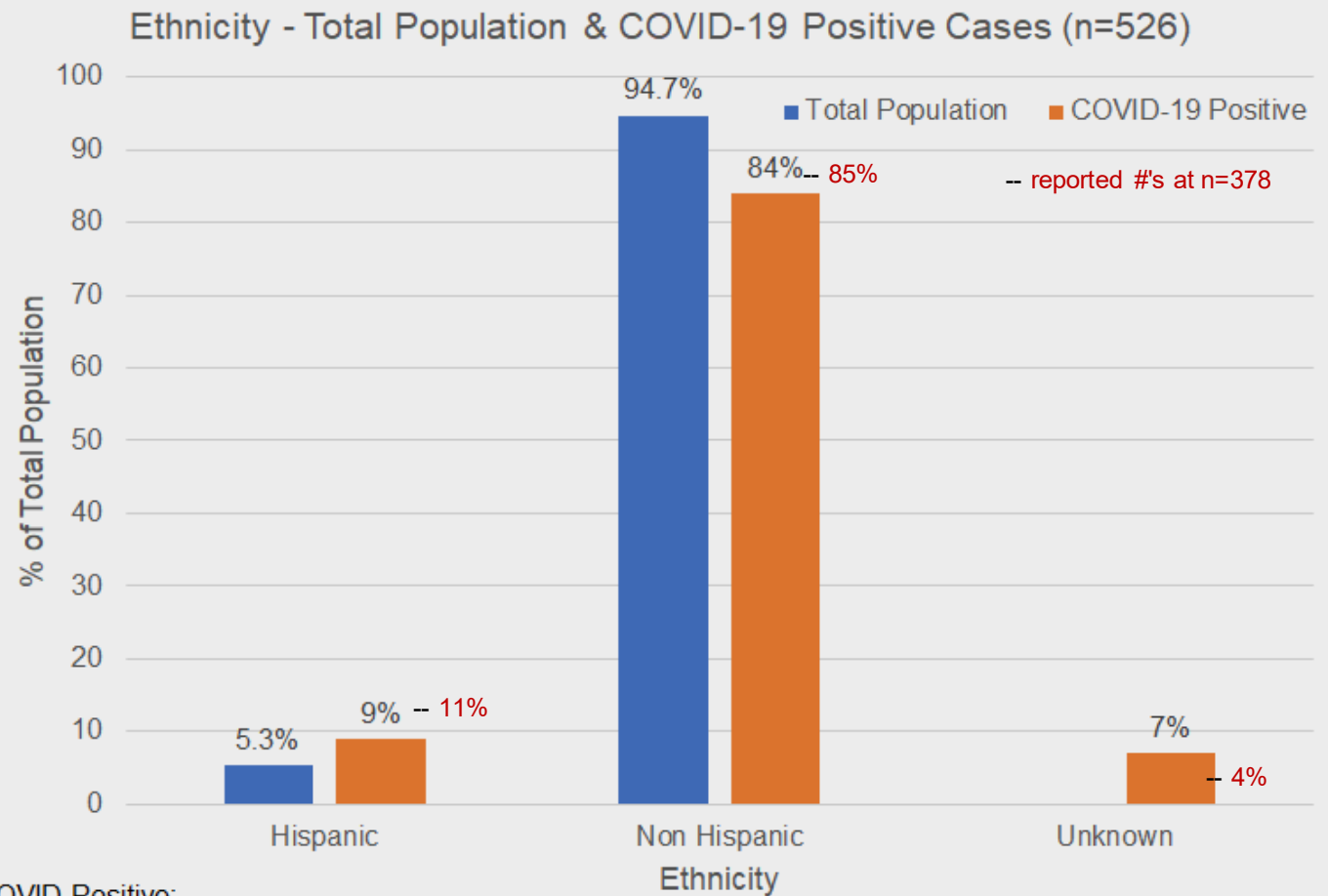
# To-Date COVID-19 Positive Cases (526 Total)

## Ethnicity

*Includes all positive cases through 10/18/2020  
Data reported by Tompkins County Health Dept.  
Data is self-reported by each sampled individual.*

*Total population data source: 2018 ACS 1yr est.*

*Updates will occur when large enough numbers are  
present to protect the privacy of individuals.*



Total COVID Positive:

46	441	39
----	-----	----



# To-Date COVID-19 Positive Cases (526 Total)

## Municipality

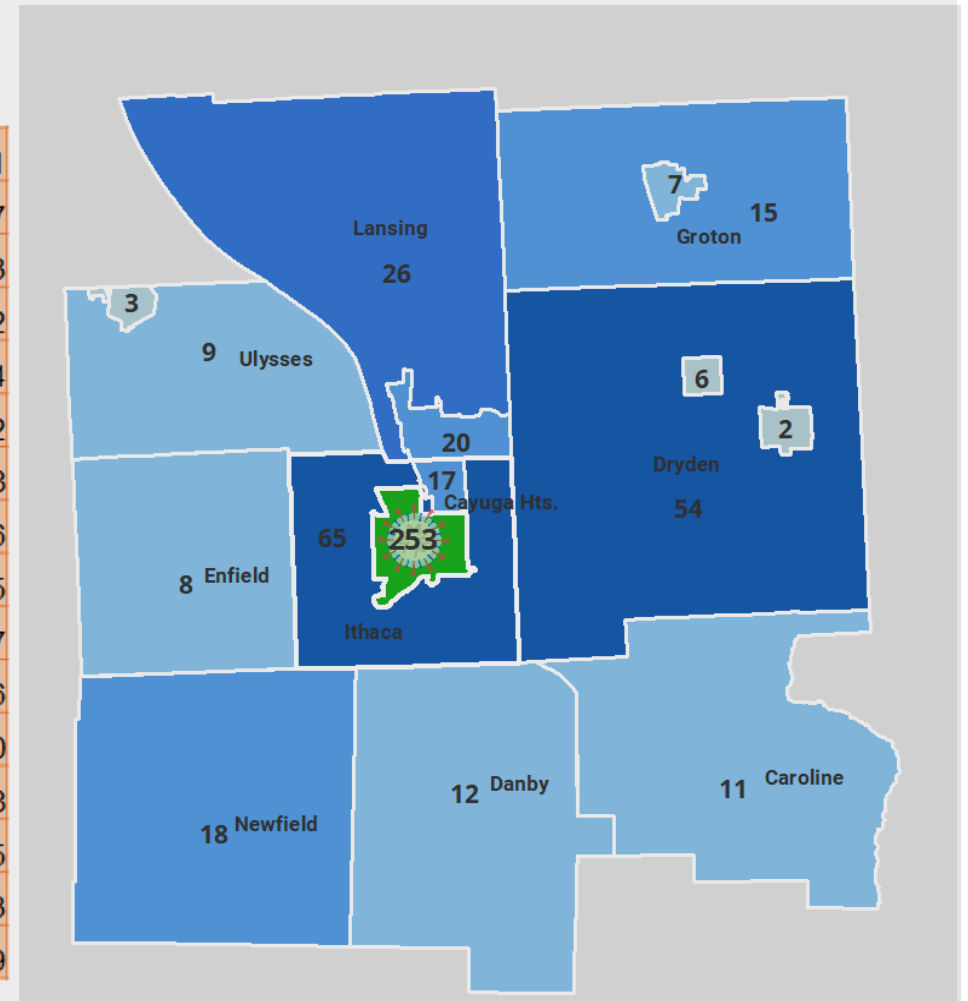
*Includes all positive cases through 10/18/2020  
Data reported by Tompkins County Health Dept.  
Data is self-reported by each sampled individual.*

*Total population data source: 2018 ACS 1yr est.*

*Updates will occur when large enough numbers are  
present to protect the privacy of individuals.*

Total COVID Positive:

CAROLINE (T)	11
CAYUGA HEIGHTS (V)	17
CITY OF ITHACA	253
DANBY (T)	12
DRYDEN (T)	54
DRYDEN (V)	2
ENFIELD (T)	8
FREEVILLE (V)	6
GROTON (T)	15
GROTON (V)	7
LANSING (T)	26
LANSING (V)	20
NEWFIELD (T)	18
TOWN OF ITHACA	65
TRUMANSBURG (V)	3
ULYSSES (T)	9

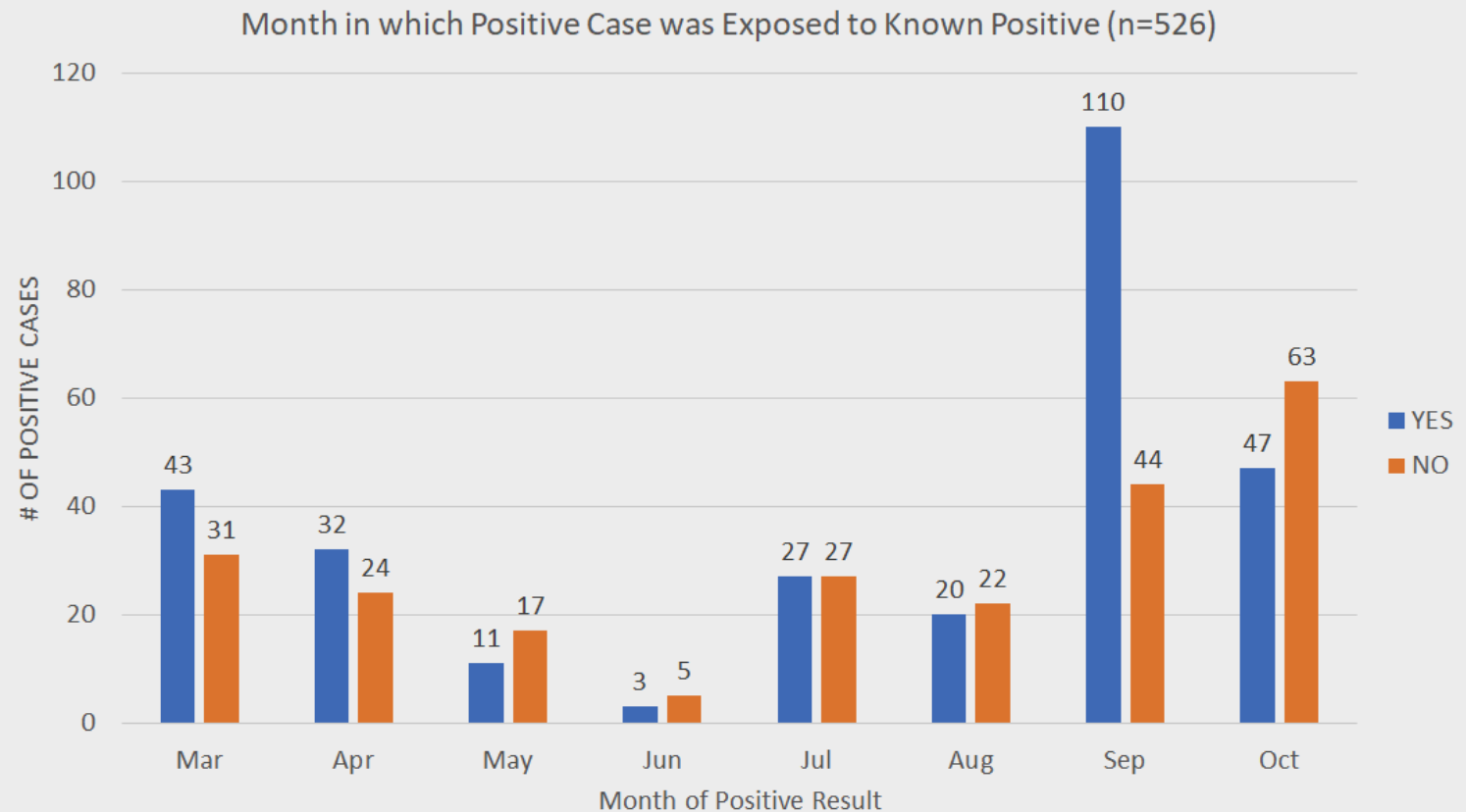


# To-Date COVID-19 Positive Cases (526 Total)

## Source of Exposure Over Time

*Includes all positive cases through 10/18/2020  
Data reported by Tompkins County Health Dept.  
Data is self-reported by each sampled individual.*

*Updates will occur when large enough numbers are  
present to protect the privacy of individuals.*



*Data is from the test result date of each positive case.  
Previously reported charts used the date the sample was collected.*

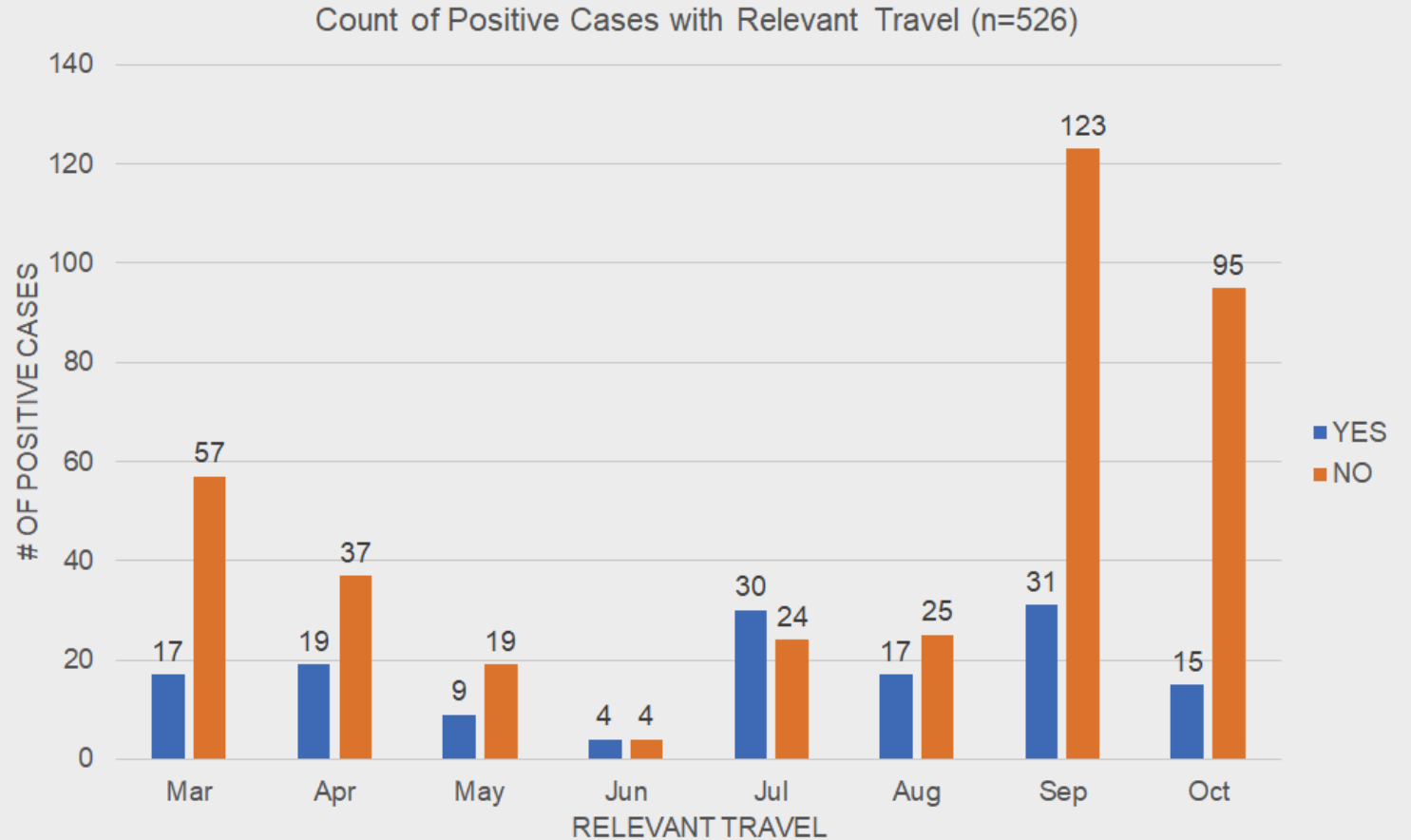


# To-Date COVID-19 Positive Cases (526 Total)

## Cases with Relevant Travel by month

*Includes all positive cases through 10/18/2020  
Data reported by Tompkins County Health Dept.  
Data is self-reported by each sampled individual.*

*Updates will occur when large enough numbers are  
present to protect the privacy of individuals.*



*Data is from the test result date of each positive case.  
Previously reported charts used the date the sample was collected.*



# County Sponsored Community Testing Through CHS



Week	Total CHS Sampling Site Tests (All Counties)	Tompkins County Only	Non-Medically Necessary	No sponsoring Organization (County covered)	Amount Billed
9/1 - 9/5	1310	1045	575	354	\$28,320
9/6-9/12	1412	1043	608	393	\$31,440
9/13-9/19	1483	1040	735	359	\$28,720
9/20-9/26	1783	1254	789	426	\$34,080
9/27-10/3	1685	1069	835	389	\$31,120
10/4-10/10	2219	1541	968	424	\$33,920
10/11-10/17	2405	1632	1151	532	\$42,560

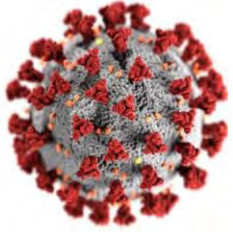
Total YTD: \$230,160



## Future EOC Planning Considerations

- Downtown Testing Site
- School Yellow Zone Testing
- Vaccine Distribution
- Staffing & Resources





# October 20 – November 5 – Scaling Up Operations Again

## COVID-19 Spread

**654** total positive cases (+124),  
**606** recovered (47 active cases)  
**5** hospitalized

## Executive Orders / Governor Announcements

**10/21** State [releases](#) "Micro-Cluster" strategy & guidance

**10/29** [202.71](#) Extends no residential evictions until Jan 1

**10/30** [Guidance](#) on schools reopening in orange or red "Micro-Cluster" zones

**11/3** [202.72](#), extends masks, remote meetings, etc. Until Dec 3

**11/3** DOH [Clarifications](#) on Travel Guidance

## County / Partner Operations

**10/21** TCHD Quarantine Call help from County departments increases to 34 staff members

**10/22** ICSD moves to virtual learning through 11/6

**10/27** EOC staffing increases, internal planning, data analysis, vaccine prep

**10/27** TC Masks [Directive 2.1](#)

**10/27** Ithaca College [announces](#) spring return

**11/4** Start bi-weekly department head conference calls on pandemic planning

## Communications/Messaging

**10/20** [PR](#), Health Alert on Higher-Risk Sports

**10/22** [PR](#), Potential Exposures on TCAT Routes

**10/26** Live [Streamed](#) Town Hall  
[PR](#), Potential Exposures at Arby's & Staples

**10/29** OHR & Public Health [Panel](#) on Mental Health

**10/31** [PR](#) Potential Exposures at Dryden VFW

**10/23** TCHD [Announces](#) Kresge funds for mobile testing

**11/4** [PR](#), TCHD Clarifies New Travel Quarantine / Testing Guidance



## COVID-19 Hours

	Regular Hours	OT Hours Worked	Reg Pay	OT Pay	Comptime
Totals	49,694	5,591	\$1,582,831	\$50,912	\$235,436

Comptime is the dollar equivalent of the hours "earned."

## FFCRA Leave (Families First Coronavirus Response Act)

		Employees	Total Hours
FFRA	2/3's pay	14	1,957.65
FFRP	Full Pay	20	908.85

## Unemployment Payments

2nd quarter payment (Apr/May/June) \$165,707.94  
3rd quarter voucher (payment in process) \$ 151,091.94

## COVID-19 Related Expenses

**\$901,113 (+\$293k) as of 11/05/20**

- Primary changes:
  - COVID-19 Testing \$245,800
  - Voting-related, ballot printing/mailing \$30,250



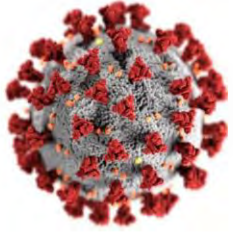
# County Sponsored Community Testing Through CHS

Week	Total CHS Sampling Site Tests (All Counties)	Tompkins County Only	W/o symptoms or exposure	No sponsoring organization (County Covered)	Weekly cost to TC	TC % of total tested	FEMA Reimbursement	Our Cost
9/1 - 9/5	1310	1045	575	354	\$28,320	27%	\$21,240	\$7,080.00
9/6-9/12	1412	1043	608	393	\$31,440	28%	\$23,580	\$7,860.00
9/13-9/19	1483	1040	735	359	\$28,720	24%	\$21,540	\$7,180.00
9/20-9/26	1783	1254	789	426	\$34,080	24%	\$25,560	\$8,520.00
9/27-10/3	1685	1069	835	389	\$31,120	23%	\$23,340	\$7,780.00
10/4-10/10	2219	1541	968	424	\$33,920	19%	\$25,440	\$8,480.00
10/11-10/17	2405	1632	1151	532	\$42,560	22%	\$31,920	\$10,640.00
10/18 - 10/24	2834	2079	1115	880	\$70,400	31%	\$52,800	\$17,600.00
10/25 - 10/31	2671	1922	1145	848	\$67,840	32%	\$50,880	\$16,960.00
<b>Total</b>	<b>17802</b>	<b>12625</b>	<b>7921</b>	<b>4605</b>	<b>\$368,400</b>	<b>26%</b>	<b>\$276,300</b>	<b>\$92,100.00</b>
<i>Average per week</i>	<i>1,978</i>	<i>1403</i>	<i>880</i>	<i>512</i>	<i>\$40,933</i>	<i>26%</i>	<i>\$30,700</i>	<i>\$10,233</i>

**Original Hypothesis:** The net cost to the County for 10 weeks (Sept. 1 – Nov. 10) of community surveillance testing, after FEMA reimbursement of 75% would be ~ \$300,000 (\$150,000 if the State reimburses an additional 12.5%).

Cash flow for 4-week and 6-week reimbursement schedules demonstrates that cash outlay would be \$750,000 and \$930,000 respectively.





## November 5 – November 16 – Cases Increasing

### COVID-19 Spread

**814** total positive cases (+160),  
**678** recovered (135 active cases)  
**7** hospitalized

### Executive Orders / Governor Announcements

**11/9** [202.73](#) – Testing in Nursing Homes located in cluster zones.

**11/12** [202.74](#) – SLA establishments, restaurants, gyms close at 10pm, residential gatherings at 10

**11/13** [202.75](#) – Extends past EO (withholds aid from munis who do not enforce EOs)

### County / Partner Operations

**11/5** Ithaca College shares spring move-in [message](#)

**11/6** Trumansburg Schools go remote through 11/30

**11/8** TC3 [Announces](#) move to remote learning through 11/15

**11/9** Internal 2021 COOP kick-off

**11/9** County issues holiday travel guidance for staff

**11/13** Cornell COVID alert level [moves to yellow](#)

**11/15** Newfield Schools go remote through 11/18

### Communications/Messaging

**11/10** [PR](#), Potential Exposure at Walmart

**11/12** [PR](#), 30 Cases, 3 Clusters Announced  
[PR](#), Potential Exposure at Target

**11/14** [PR](#), Potential Exposure at Texas Roadhouse  
Expanded hours offered at sampling site

**11/16** Live [Streamed](#) Town Hall

**11/17** Holiday gathering [guidance](#) released, [PR](#)

Chairwoman McBean-Clairborne on [all things equal](#) radio program



## COVID-19 Hours

	Regular Hours	OT Hours Worked	Reg Pay	OT Pay	Comptime
Totals	50,518	5,672	\$1,600,943	\$51,452	\$235,931

Comptime is the dollar equivalent of the hours "earned."

## FFCRA Leave (Families First Coronavirus Response Act)

		Employees	Total Hours
FFRA	2/3's pay	14	2,087.73
FFRP	Full Pay	20	1,223.1

## Public Health Assistance

31 Individuals (not including other PH staff that has helped)  
1,090 Hours  
210 OT Hours  
*Combined that's 32.5 weeks of work*  
\$7,436.66 OT Payment

## COVID-19 Related Expenses

**\$920,865 (+\$20k) as of 11/16/20 .**

- Primary changes:
- Contract Nurse Service \$14,430



# TCHD Holiday Gatherings Guidance



**Stay Home for  
the Holidays**

The holidays will be different this year due to the COVID-19 pandemic. Fall and winter holidays are usually a time for gathering with family and friends. This year, make safety the top priority.

## Celebrate at home

- The Tompkins County Health Department is **strongly discouraging all travel and non-essential gatherings to stop the spread of COVID-19**

## Celebrate with your household

- The Health Department urges single household gatherings only — the people you have been in close contact with during the COVID-19 pandemic.\*
- All gatherings are limited to no more than 10 people at private residences both indoors and outdoors by Executive Order of the Governor.

## Consider alternatives this year



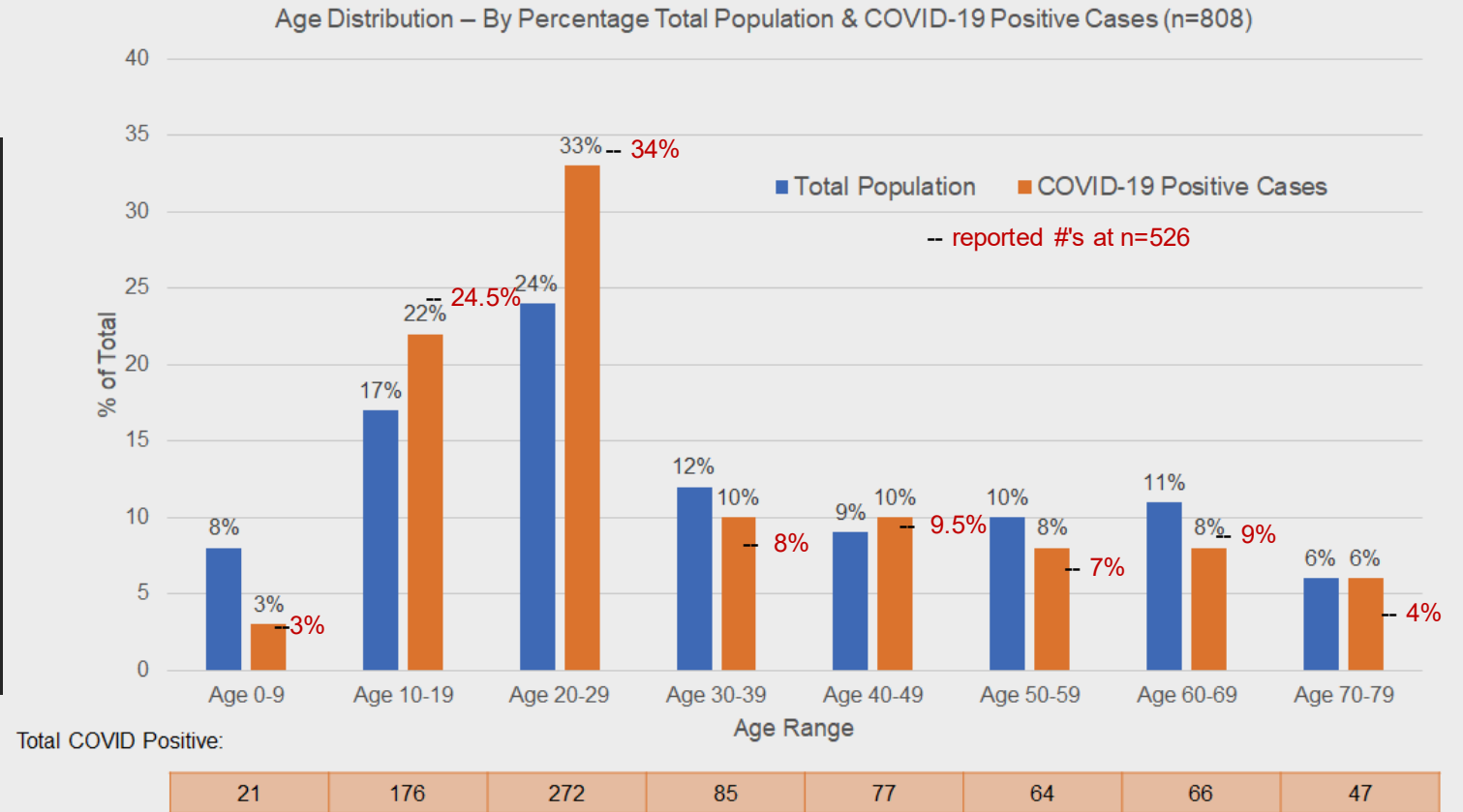
# To-Date COVID-19 Positive Cases (808 Total)

## Age Range

*Includes all positive cases through 11/16/2020  
Data reported by Tompkins County Health Dept.  
Data is self-reported by each sampled individual.*

*Total population data source: 2018 ACS 1yr est.*

*Updates will occur when large enough numbers are  
present to protect the privacy of individuals.*



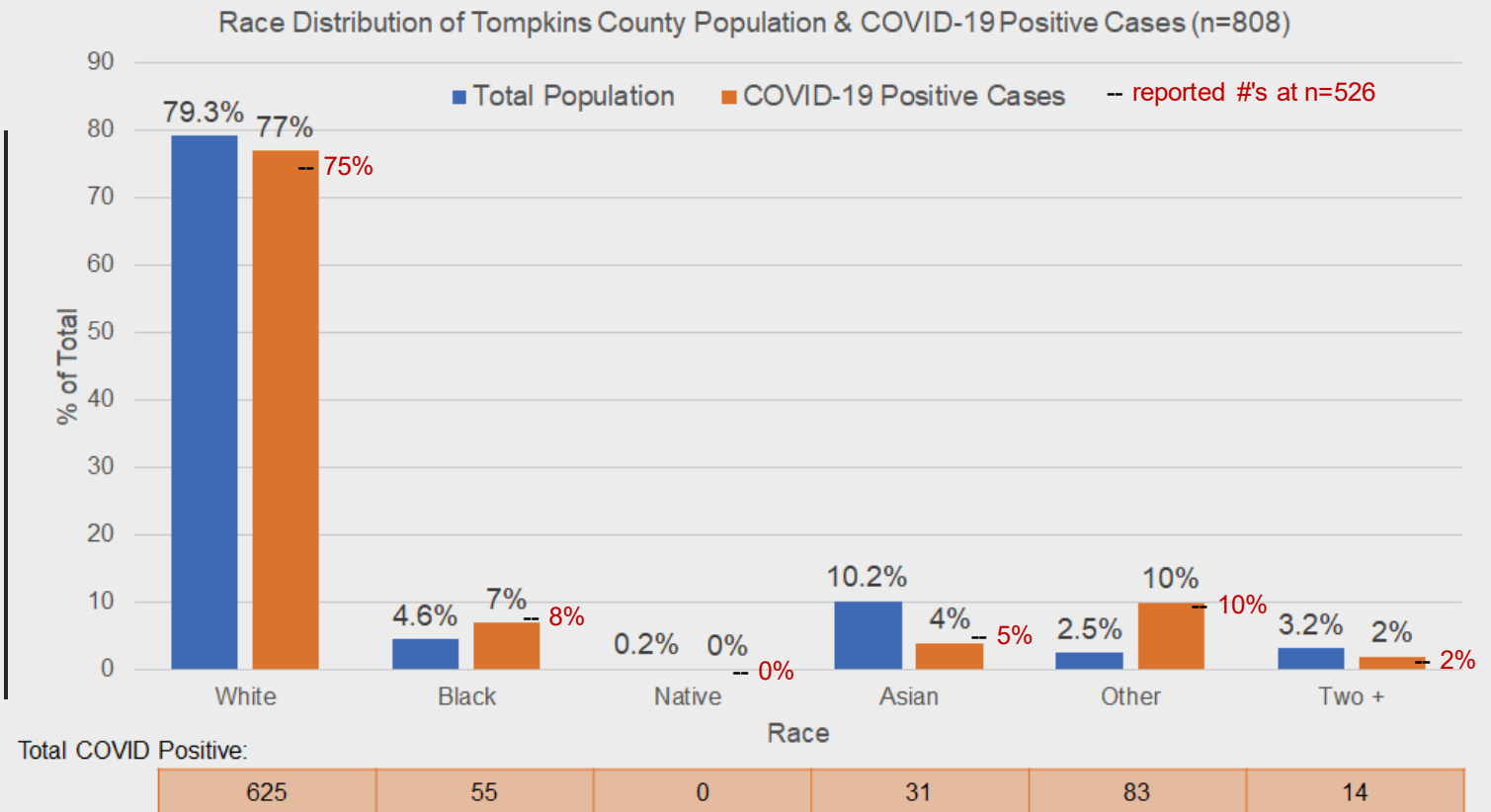
# To-Date COVID-19 Positive Cases (808 Total)

## Race

Includes all positive cases through 11/16/2020  
Data reported by Tompkins County Health Dept.  
Data is self-reported by each sampled individual.

Total population data source: 2018 ACS 1yr est.

Updates will occur when large enough numbers are present to protect the privacy of individuals.



Tested individuals had the option to select "unknown" for race – in this chart unknown has been combined with "other."



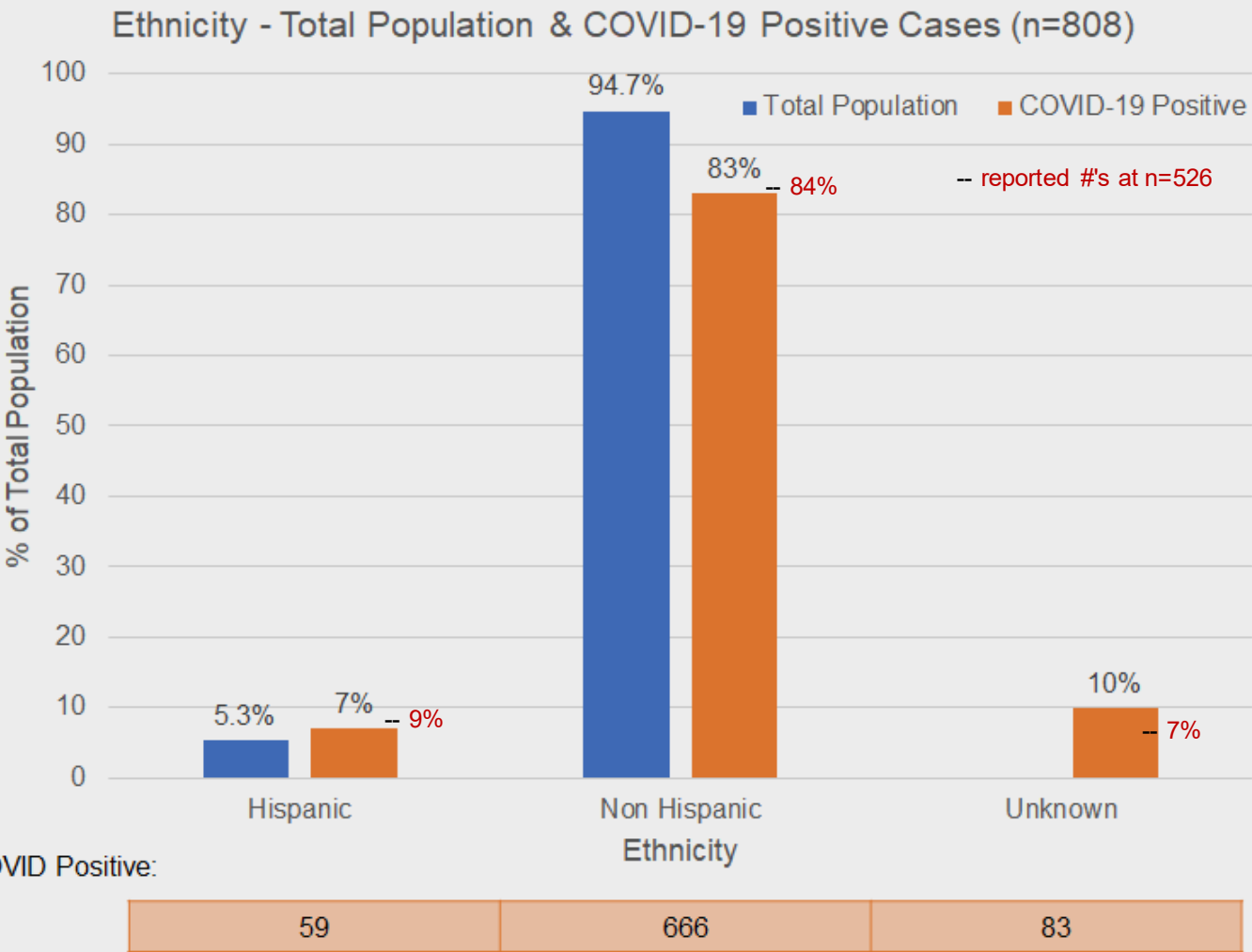
# To-Date COVID-19 Positive Cases (808 Total)

## Ethnicity

Includes all positive cases through 11/16/2020  
Data reported by Tompkins County Health Dept.  
Data is self-reported by each sampled individual.

Total population data source: 2018 ACS 1yr est.

Updates will occur when large enough numbers are present to protect the privacy of individuals.



# To-Date COVID-19 Positive Cases (808 Total)

## Municipality

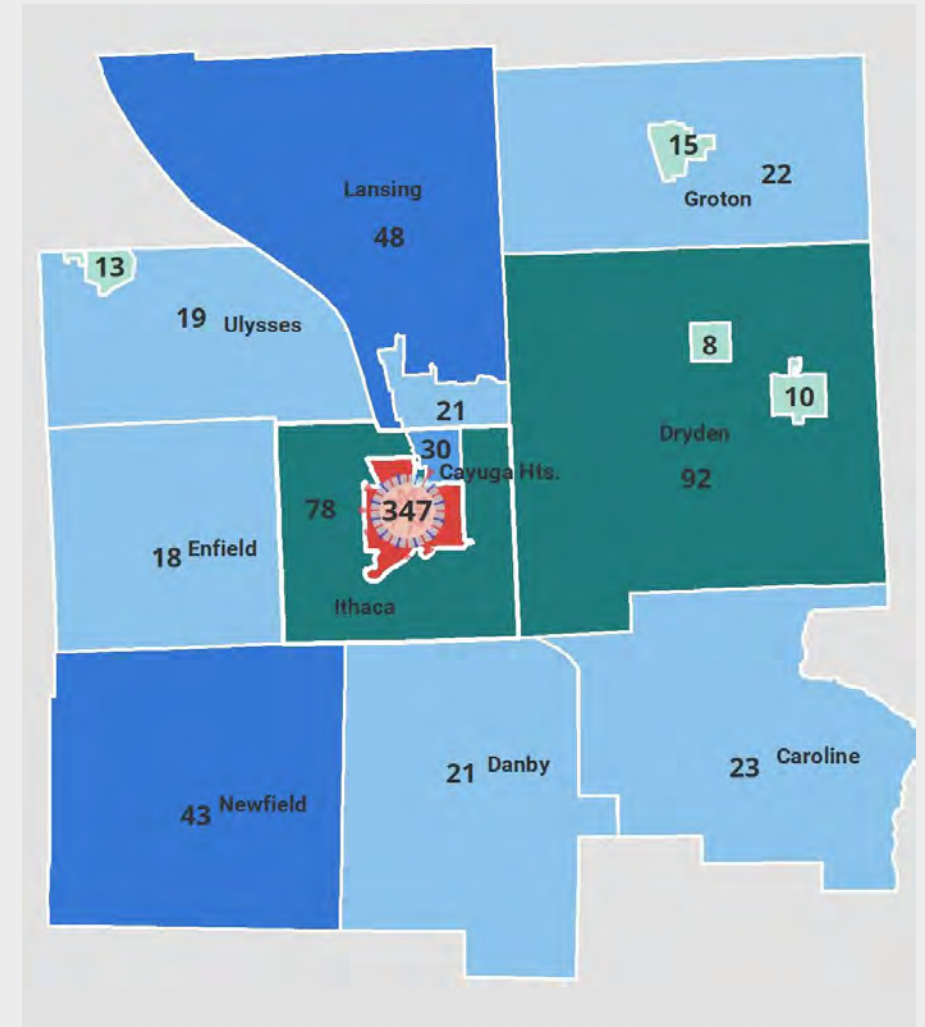
*Includes all positive cases through 11/16/2020  
Data reported by Tompkins County Health Dept.  
Data is self-reported by each sampled individual.*

*Total population data source: 2018 ACS 1yr est.*

*Updates will occur when large enough numbers are  
present to protect the privacy of individuals.*

Total COVID Positive:

CAROLINE (T)	23
CAYUGA HEIGHTS (V)	30
CITY OF ITHACA	347
DANBY (T)	21
DRYDEN (T)	92
DRYDEN (V)	10
ENFIELD (T)	18
FREEVILLE (V)	8
GROTON (T)	22
GROTON (V)	15
LANSING (T)	48
LANSING (V)	21
NEWFIELD (T)	43
TOWN OF ITHACA	78
TRUMANSBURG (V)	13
ULYSSES (T)	19

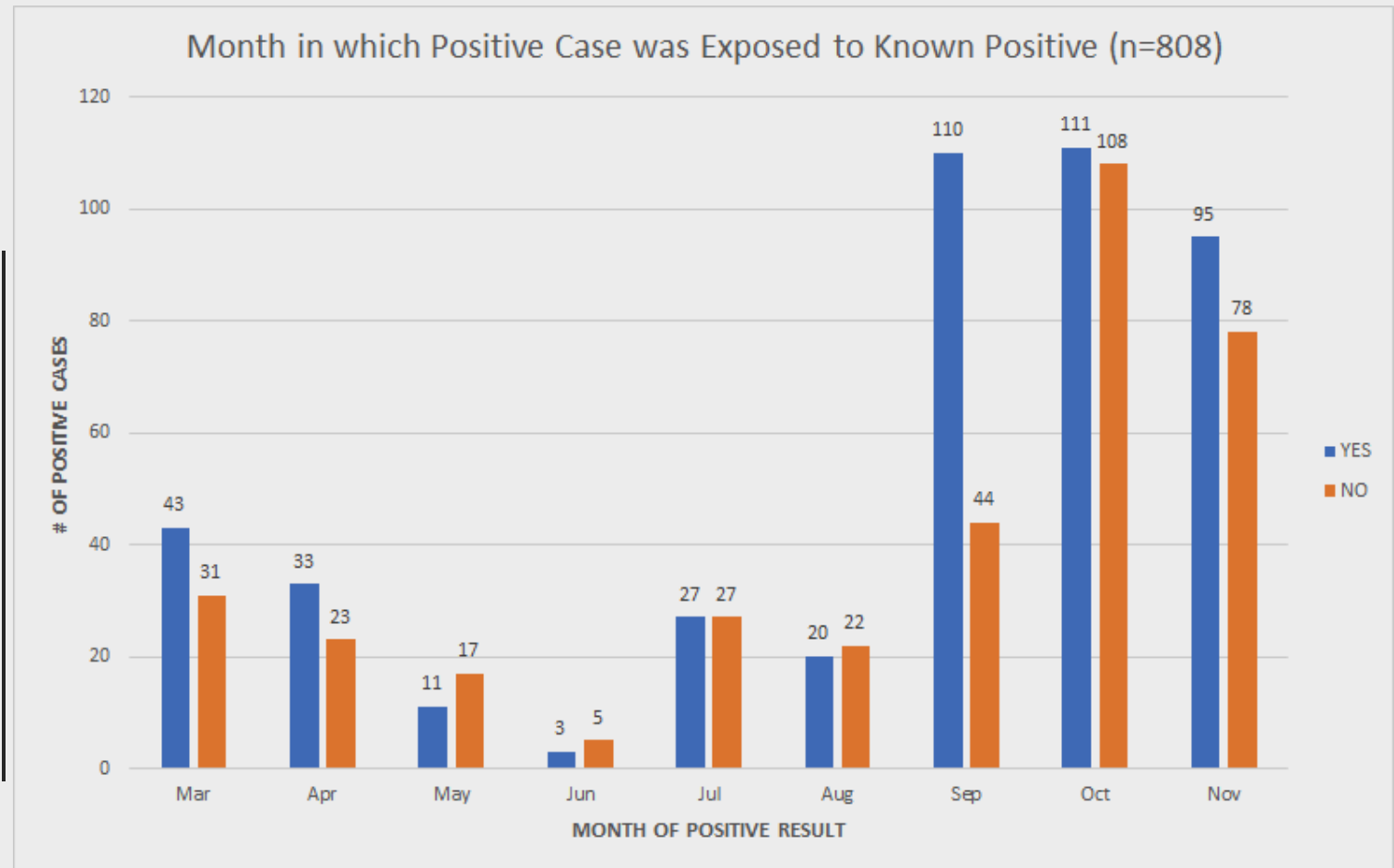


# To-Date COVID-19 Positive Cases (808 Total)

## Source of Exposure Over Time

*Includes all positive cases through 11/16/2020  
Data reported by Tompkins County Health Dept.  
Data is self-reported by each sampled individual.*

*Updates will occur when large enough numbers are  
present to protect the privacy of individuals.*



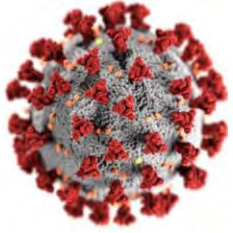
*Data is from the test result date of each positive case.  
Previously reported charts used the date the sample was collected.*



# County Sponsored Community Testing Through CHS

Week	Total CHS Sampling Site Tests (All Counties)	Tompkins County Only	W/o symptoms or exposure	No sponsoring organization (County Covered)	Weekly cost to TC	TC % of total tested	FEMA Reimbursement	Our Cost
9/1 - 9/5	1310	1045	575	354	\$28,320	27%	\$21,240	\$7,080.00
9/6-9/12	1412	1043	608	393	\$31,440	28%	\$23,580	\$7,860.00
9/13-9/19	1483	1040	735	359	\$28,720	24%	\$21,540	\$7,180.00
9/20-9/26	1783	1254	789	426	\$34,080	24%	\$25,560	\$8,520.00
9/27-10/3	1685	1069	835	389	\$31,120	23%	\$23,340	\$7,780.00
10/4-10/10	2219	1541	968	424	\$33,920	19%	\$25,440	\$8,480.00
10/11-10/17	2405	1632	1151	532	\$42,560	22%	\$31,920	\$10,640.00
10/18 - 10/24	2834	2079	1115	880	\$70,400	31%	\$52,800	\$17,600.00
10/25 - 10/31	2671	1922	1145	848	\$67,840	32%	\$50,880	\$16,960.00
11/1 - 11/8	2538	1756	1052	822	\$65,760	32%	\$49,320	\$16,440.00
11/9 - 11/15	2997	2149	1180	968	\$77,440	32%	\$58,080	\$19,360.00
<b>Total</b>	<b>23337</b>	<b>16530</b>	<b>10153</b>	<b>6395</b>	<b>\$511,600</b>	<b>27%</b>	<b>\$383,700</b>	<b>\$127,900.00</b>
<i>Average per week</i>	<i>2,122</i>	<i>1503</i>	<i>923</i>	<i>581</i>	<i>\$46,509</i>	<i>27%</i>	<i>\$34,882</i>	<i>\$11,627</i>





# November 17 – December 1, Continued Spike in Cases

## COVID-19 Spread

**1,129** total positive cases (+315),  
**932** recovered (193 active cases)  
**10** hospitalized, **4** deaths (+3)

## Executive Orders / Governor Announcements

**11/20** - [202.76](#) – extension of prior EOs until Dec 27

**11/23** - [202.77](#) – requirements for leaving/returning to nursing homes.

**11/27** - [202.78](#) – extension of EO202.71 – no res evictions until Jan 1, 2021.

**11/24** – NYSDOH issues holiday shopping [guidance](#) for retailers

**11/30** - Governor outlines Winter Season [Strategies](#)

## County / Partner Operations

**11/20** – ICSD announces free meal delivery for remainder of 2020-2021 school year for all remote students starting Dec. 2

**11/21** – Cornell honors Tompkins County, CHS, and Child Development Council at Town Gown [Awards](#)

**11/27** – CHS and TC [open](#) additional COVID-19 sampling site on N. Tioga Street

**11/27** – Ithaca High School transitions to full-time distance learning until December 7.

**12/1** - County Departments asked to implement density reduction plans

## Communications/Messaging

**11/18** – TCHD publishes out-of-state travel guidelines and holiday safety guidance flyers

**11/20** – Holiday messaging radio PSA feat. Leslyn [PR](#), Potential exposure at BJ's Wholesale Club  
[PR](#) – 38 positive COVID-19 cases, TCHD guidance strongly discourages gatherings and travel

**11/25** – County note to neighbors of new N. Tioga St testing site alerting them in advance of media to 11/27 opening

**11/28** [PR](#) – Two deaths at Oak Hill nursing home and recent spike in TC positive COVID-19 cases

**11/29** [PR](#) – Potential exposure at Ale House and on TCAT Frank Kruppa [statement](#) regarding third death at Oak Hill posted to County social media channels

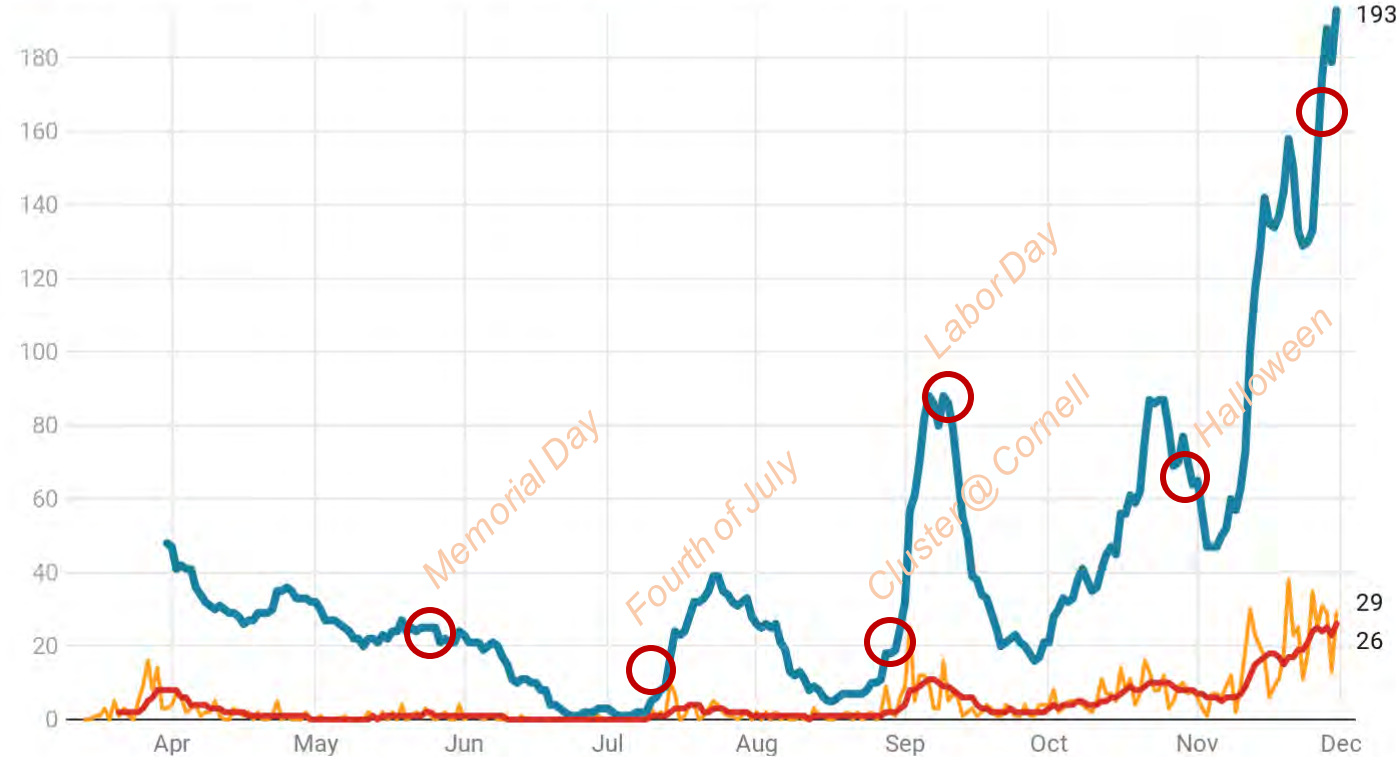


# November 30 - Active Cases at an All-Time High

## Daily Active Cases + 7-Day Avg. New Cases

COVID-19, Tompkins County, New York

— Daily Active Cases — Daily New Positive Cases — 7-day Avg. New Pos Cases



Daily Active Cases are the total number of positive cases minus the totals of both recovered cases and deaths. Data updates in this graph may lag.

Chart: Tompkins County Health Department, Ithaca, N.Y. • Source: Tompkins County Health Department • Created with Datawrapper

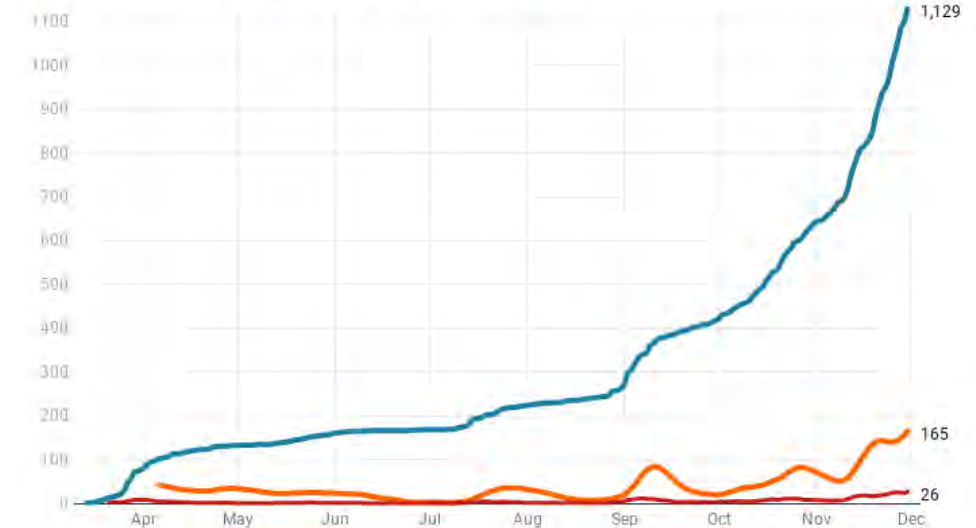
<https://tompkinscountyny.gov/health/factsheets/coronavirusdata>

## 1,129 Total Positive Cases To-Date

### Total Cases + Avg. Daily Active Cases + Avg. Daily Positive Cases

COVID-19, Tompkins County, New York. Daily active and daily positive case numbers are 7-day averages

— Unique Positive Cases Total — 7-day Avg. Daily Active Cases — 7-day Avg. New Pos Cases



(These graphs may not update every day)

Chart: TCHD • Source: Tompkins County Health Department • Created with Datawrapper



# COVID-19 Hours

	Regular Hours	OT Hours Worked	Reg Pay	OT Pay	Comptime
Totals	51,774	6,115	\$1,653,624	\$57,842	\$250,409

Comptime is the dollar equivalent of the hours "earned."

## FFCRA Leave (Families First Coronavirus Response Act)

		Employees	Total Hours
<b>FFRA</b>	2/3's pay	14	2,278.30
<b>FFRP</b>	Full Pay	20	1,338.1

**FFRA** = 2/3rds pay

(initial 2 weeks an employee does not need to use available Fringes to supplement their pay; week #3 through week #12 an employee is required to supplement using their available Fringes)

**FFRP** = Full Pay

Two weeks (up to 80 hrs., available)

Examples: 1. employee goes during work time to get COVID test; 2. an employee is quarantined until results show negative for COVID-19 test; employee is quarantined after travel, etc.)

## COVID-19 Related Expenses

**\$1,085,450 (+\$164.5k) as of 12/01/20**

- Primary changes:
  - Cayuga Medical – Testing \$143,200
  - Transportation to Sampling Site \$19,600



# COVID-19 Vaccination Planning



**Vaccines  
Protect Us All**

- Tompkins County has submitted their COVID-19 Vaccination Plan to NYS DOH as of mid-November which is currently pending review. The plan directly references Tompkins County's Public Health Emergency Preparedness Plan and Medical Countermeasure (MCM) Plan.
- Initial planning meetings have been held with both Cayuga Health Systems and Long-Term Care Facilities to plan for initial phase of distribution to Phase I priority populations as outlined in the NYS Vaccination Plan.
- MOUs with potential Open POD (Points of Dispensing) locations have been reviewed and locations contacted to confirm availability to serve as a location for COVID-19 vaccination. Additional open POD locations have been brainstormed in each municipality.
- No timeline, amount of vaccine, or other information has been made available by NYS DOH at this time.
- Updates will be posted on TCHD website.



# NYS Microcluster Strategy & Local Infection Rate

Tompkins County is in 'Tier 3' Geographic area (ZIP, census tract, etc.) is located within a county of 50,000 or more people.

## Yellow Zone

- 7-day rolling average positivity rate of **3.5%** for 10 days AND
- 15 or more new daily cases per 100,000 residents on 7-day average

## Orange Zone

- 7-day rolling average positivity rate of **4.5%** for 10 days AND
- 15 or more new daily cases per 100,000 residents on 7-day average

## Red Zone

- 7-day rolling average positivity rate of **5.5%** for 10 days AND
- 15 or more new daily cases per 100,000 residents on 7-day average

- As of 11/29: **0.64%**  
7-day rolling average for % positive tests in Tompkins County

- *Estimate, unclear where NYS pulls zone data from*

*In addition to the three existing micro-cluster zone levels (Yellow, Orange and Red), New York will add a new "Emergency Stop" level, which will effectively put that area under the NY on PAUSE guidelines from the spring. This new level would be used if a hospital system in that area was at serious risk of becoming overwhelmed.*



# Downtown Ithaca COVID-19 Testing Site



Cayuga Health System and Tompkins County opened an additional COVID-19 sampling location on 11/27.

- 412 N Tioga St., Downtown Ithaca
- Saliva collection. No food, drink, or tobacco use 30 minutes before sample
- To support individuals living downtown and others who may not have transportation access
- Monday-Friday 8:00am – 4:00pm
- Mass Sampling Site at The Shops at Ithaca Mall remains open, Monday-Friday 8:30-4:00pm, some weekend hours
- Appointments required for both sites



# Tompkins County Health Department Contact Tracing Capacity

## **Definitions:**

**Case investigations** are communicating with a positive case to identify close contacts and assess health-related concerns.

**Contact tracing** is the process of contacting all people who've had contact with someone who tested positive for COVID-19.

**Daily Check-in Calls** are with individuals who are close contacts and/or in quarantine.

TCHD continues to report ability to complete necessary investigations, tracing, and daily check-in calls.

- 47 County staff have completed Johns Hopkins contact tracing training. In addition to 21 HD nurses & 11 other HD staff.
- Scheduling system implemented, ability to scale up on as-needed basis. 9-10 assigned each day.
- Ongoing conversations with Cornell University to utilize MPH students to assist. Cornell Health completes check in calls of Cornell students.



# New York State's Winter Approach to Combat COVID-19 Surge

## **Strategy 1: Manage Hospital Capacity to Enhance and Equalize Care**

- Shifting focus to number of hospitalizations, hospital capacity: adding hospitalization rate, case rate, available beds, ICU beds, death rate, and patient load management to zone designations

## **Strategy 2: Increase and Balance Testing Resources and Availability**

- Under the Winter Plan, New York State will take steps to increase the amount of testing available statewide, but do so in a way that ensures distribution is balanced with testing sufficient across different segments of the population, including:
  - Healthcare workers;
  - Nursing homes;
  - Schools;
  - Essential workers;
  - Business professionals;
  - Personal services testing; and
  - General population, returning students and travelers, etc.

## **Strategy 3: Keep Schools Open Safely**

- Schools urged to keep K-8 open whenever it is safe, recognizing low rate of spread in schools
- Testing requirements in red and orange zones

## **Strategy 4: Prevent Viral Spread from Small Gatherings**

- NYS public education campaign on small gatherings

## **Strategy 5: Operationalize an Equitable and Safe Vaccination Program**

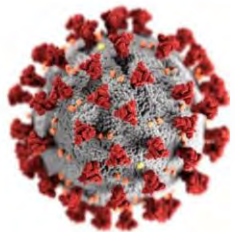
- The Governor said inclusiveness will be prioritized; however, critical mass will still be months away



# County Sponsored Community Testing Through CHS

Week	Total CHS Sampling Site Tests (All Counties)	Tompkins County Only	W/o symptoms or exposure	No sponsoring organization (County Covered)	Weekly cost to TC	TC % of total tested	FEMA Reimbursement	Our Cost
9/1 - 9/5	1,310	1,045	575	354	\$28,320	27%	\$21,240	\$7,080
9/6-9/12	1,412	1,043	608	393	\$31,440	28%	\$23,580	\$7,860
9/13-9/19	1,483	1,040	735	359	\$28,720	24%	\$21,540	\$7,180
9/20-9/26	1,783	1,254	789	426	\$34,080	24%	\$25,560	\$8,520
9/27-10/3	1,685	1,069	835	389	\$31,120	23%	\$23,340	\$7,780
10/4-10/10	2,219	1,541	968	424	\$33,920	19%	\$25,440	\$8,480
10/11-10/17	2,405	1,632	1,151	532	\$42,560	22%	\$31,920	\$10,640
10/18 - 10/24	2,834	2,079	1,115	880	\$70,400	31%	\$52,800	\$17,600
10/25 - 10/31	2,671	1,922	1,145	848	\$67,840	32%	\$50,880	\$16,960
11/1 - 11/8	2,538	1,756	1,052	822	\$65,760	32%	\$49,320	\$16,440
11/9 - 11/15	2,997	2,149	1,180	968	\$77,440	32%	\$58,080	\$19,360
11/22 - 11/28	2,949	2,267	1,499	1,113	\$89,040	38%	\$66,780	\$22,260
<b>Total</b>	<b>29,307</b>	<b>21,050</b>	<b>13,141</b>	<b>8,525</b>	<b>\$682,000</b>	<b>29%</b>	<b>\$511,500</b>	<b>\$170,500</b>
<i>Average per week</i>	<i>2,254</i>	<i>1619</i>	<i>1011</i>	<i>656</i>	<i>\$52,462</i>	<i>29%</i>	<i>\$39,346</i>	<i>\$13,115</i>





# December 2 – December 15, Managing the Recent Spike

## COVID-19 Spread

**1,568** total positive cases (+439),  
(289 active cases)

**13** hospitalized, **6** deaths (+2)

## Executive Orders / Governor Announcements

[202.79](#) Extends Masks/Remote Mtgs etc to January 1

[202.80](#) Extends nursing home testing to January 8

[202.81](#) Extends 74/75. Change in Cluster metrics to January 10

[202.82](#) Authorizes additional medical staff to administer and non patient specific orders for the COVID 19 vaccine

[12/11](#) - NYS updates cluster zone metrics, hospital directives, business guidelines

[12/14](#) - first vaccines given in NYS (Queens) to essential healthcare workers

## County / Partner Operations

**12/2** - TCPL and Loaves and Fishes open warming station in BorgWarner Room

**12/8** –TCHD [Welcomes](#) Director of Community Health and Preparedness Coordinator

**12/10** - Renewed push to inform community of INHS COVID19 rental relief assistance

**12/15** - ICSD and other districts transition to online learning until Jan.

## Communications/Messaging

**12/2-12/15** – Increasing frequency of potential COVID-19 exposure at locations throughout Tompkins County, [health alert PRs](#)

**12/2** – [PR](#) – Uptick in COVID-19 cases post-Thanksgiving, TCHD details quarantine and isolation requirements


**12/7** – [PR](#) – 61 COVID-19 cases and fourth death at Oak Hill

**12/8** – [NYSAC Webinar on COVID-19 Testing](#) with Jason Molino and Frank Kruppa

**12/9** – "COVID-19 and the Holidays" Spanish Radio PSA – WRFI begins airing weekly every Wednesday in December

**12/9** – Live-streamed [COVID-19 Town Hall](#); [PR](#)

**12/15** - Update to Data table incl. ECLRS



# COVID-19 Hours

	Regular Hours	OT Hours Worked	Reg Pay	OT Pay	Comptime
Totals	53,756	7,313	\$1,704,121	\$72,173	\$312,004

Comptime is the dollar equivalent of the hours "earned."

## FFCRA Leave (Families First Coronavirus Response Act)

		Employees	Total Hours
<b>FFRA</b>	2/3's pay	29	2,503.8
<b>FFRP</b>	Full Pay	70	1,983.6

**FFRA** = 2/3rds pay

(initial 2 weeks an employee does not need to use available Fringes to supplement their pay; week #3 through week #12 an employee is required to supplement using their available Fringes)

**FFRP** = Full Pay

Two weeks (up to 80 hrs., available)

Examples: 1. employee goes during work time to get COVID test; 2. an employee is quarantined until results show negative for COVID-19 test; employee is quarantined after travel, etc.)

## COVID-19 Related Expenses

**\$1,279,221 (+\$193.7k) as of 12/15/20**

•Primary changes:

- Cayuga Medical – Testing \$170,400
- Zoom/Elation (IT svcs) \$ 5,900
- Election related \$ 4,800



# EOC Daily Areas of Focus (12/13)

Managing COVID-19 Case Loads	Convening & Strategizing with CHS	Managing Finances	Issuing Guidance, Updating Information	Comms/Media/ Public Info	Managing County Operations	Contact Tracing	Comms with Community Partners	Vaccine Planning
Data management & input, HD systems	3x / week sampling site debrief	FEMA Process Updates	Keeping website up-to-date, posting new info	Releasing info following spikes or changes in guidance	Meeting with department leadership	Staffing up, interviews and onboarding	Weekly check-in calls with elected officials	Plan development & submission
Daily check-in calls for isolated and quarantined individuals	Assessing testing demand, planning future operations	Tracking expenses	Drafting guidance, issuing to press & website	Arranging interviews & media releases	Assessing density reduction plans & PH Emergency Plan prep for NYS	Managing training schedule	Higher Ed check in calls, coordination	Planning public info campaign
Daily EOC and TCHD briefings	Communicating on hospital capacity / planning	Processing payments	Daily data table update	Responding to public inquiries	All-staff memos & directives	Calling contacts and issuing quarantine orders	Communication with other community partners / agencies	Convening with partners for planning, review PODs

	Regular Hours	OT Hours
<b>EOC (14 people) since 1/1</b>	12,584	4,588
<b>Health Department Assistance (40 people) since 9/16</b>	2,266	577



# Local Contact Tracing Effectiveness



Photo Credit: Casey Martin

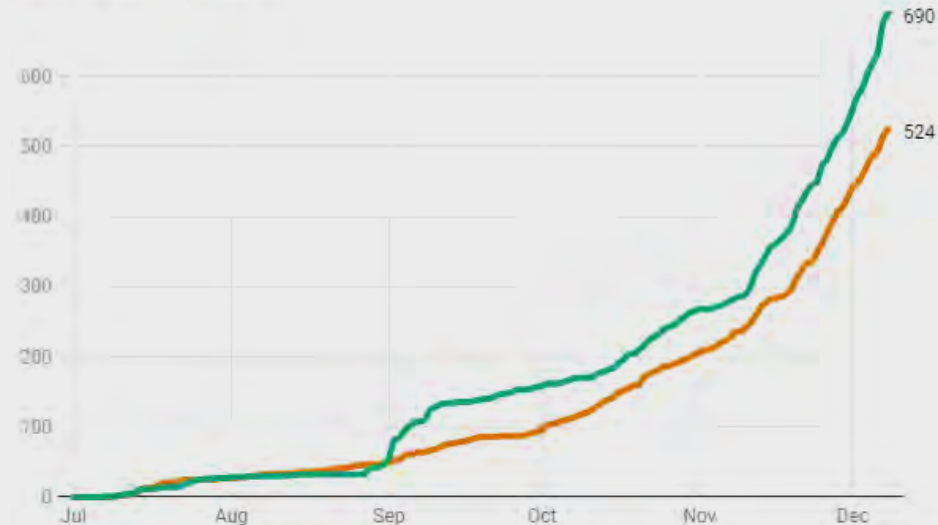
On 12/11/20 the Governor's office suggested that State contact tracers have only been able to identify the source of exposure for an est. **20%** of the state's positive cases.

The Tompkins County Health Department has been able to identify the source of exposure of **56%** of positive cases.

## Source of Exposure, Total Positive Cases, since July 1, 2020

COVID-19, Tompkins County, N.Y.

— TOTAL YES — TOTAL NO



**56%** confirmed source of exposure

This chart shows how many Tompkins Co. residents contracted COVID-19 from a known positive case, versus exposures that cannot be traced directly to a known positive case ("community spread"). The spikes in "YES" may indicate clusters. Updated weekly.

Source: TCHD - [Get the data](#) • Created with [Datawrapper](#)



# COVID-19 Positive Cases since 7/1 (1,406 Total)

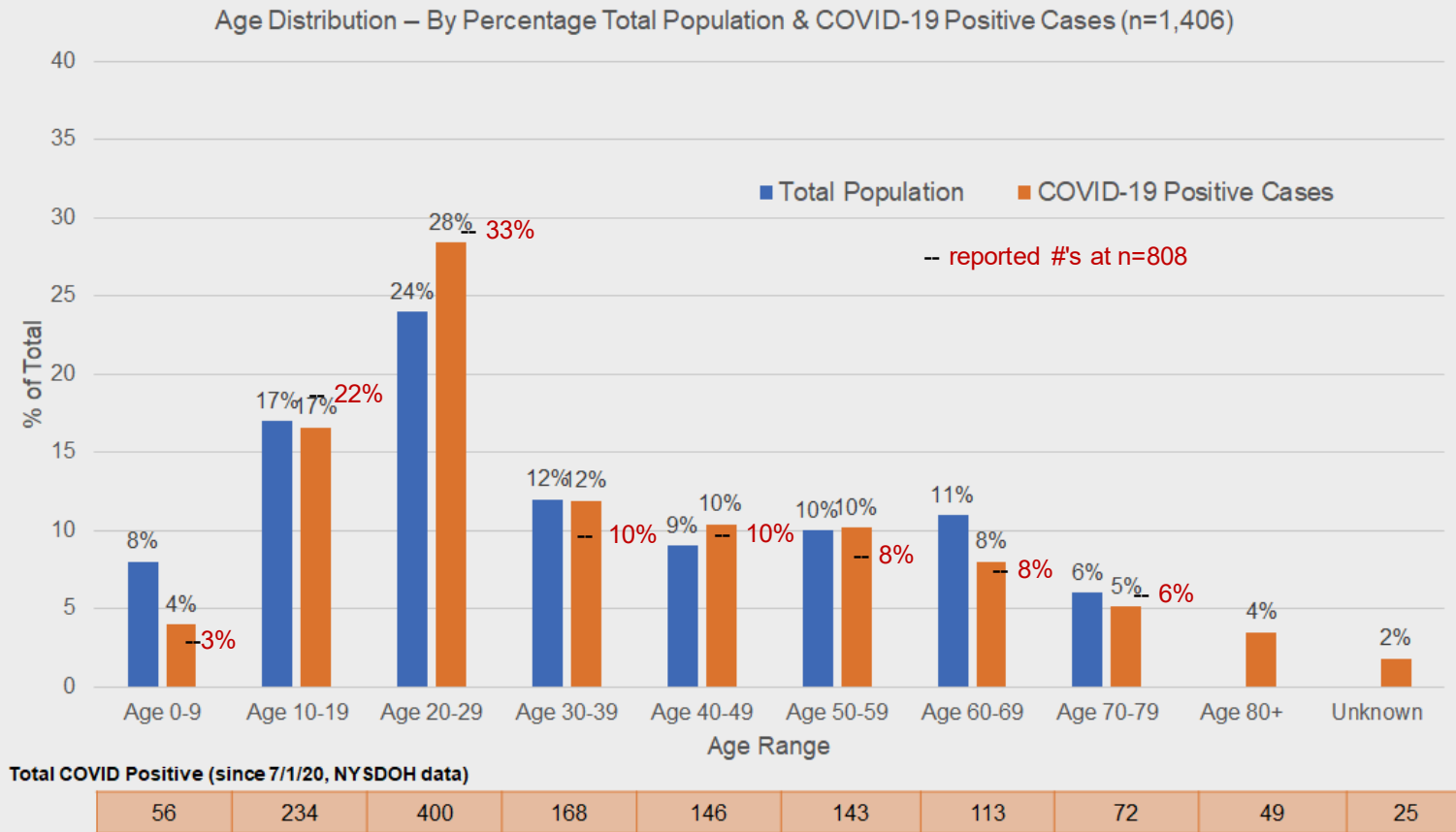
## Age Range

*Includes all positive cases through 12/14/2020  
Data reported by Tompkins County Health Dept.  
Data is self-reported by each sampled individual.*

*Total population data source: 2018 ACS 1yr est.*

*Updates will occur when large enough numbers are present to protect the privacy of individuals.*

*The Health Department is now pulling its data from New York State database systems. Data used here to report case demographics has been taken from NYS's CommCare system. Historic CommCare data is only accessible for July 1, 2020 to the present. This represents 88% of Tompkins County cases. Testing data posted daily is taken from the Electronic Clinical Laboratory Report System (ECLRS).*



# COVID-19 Positive Cases since 7/1 (1,406 Total)

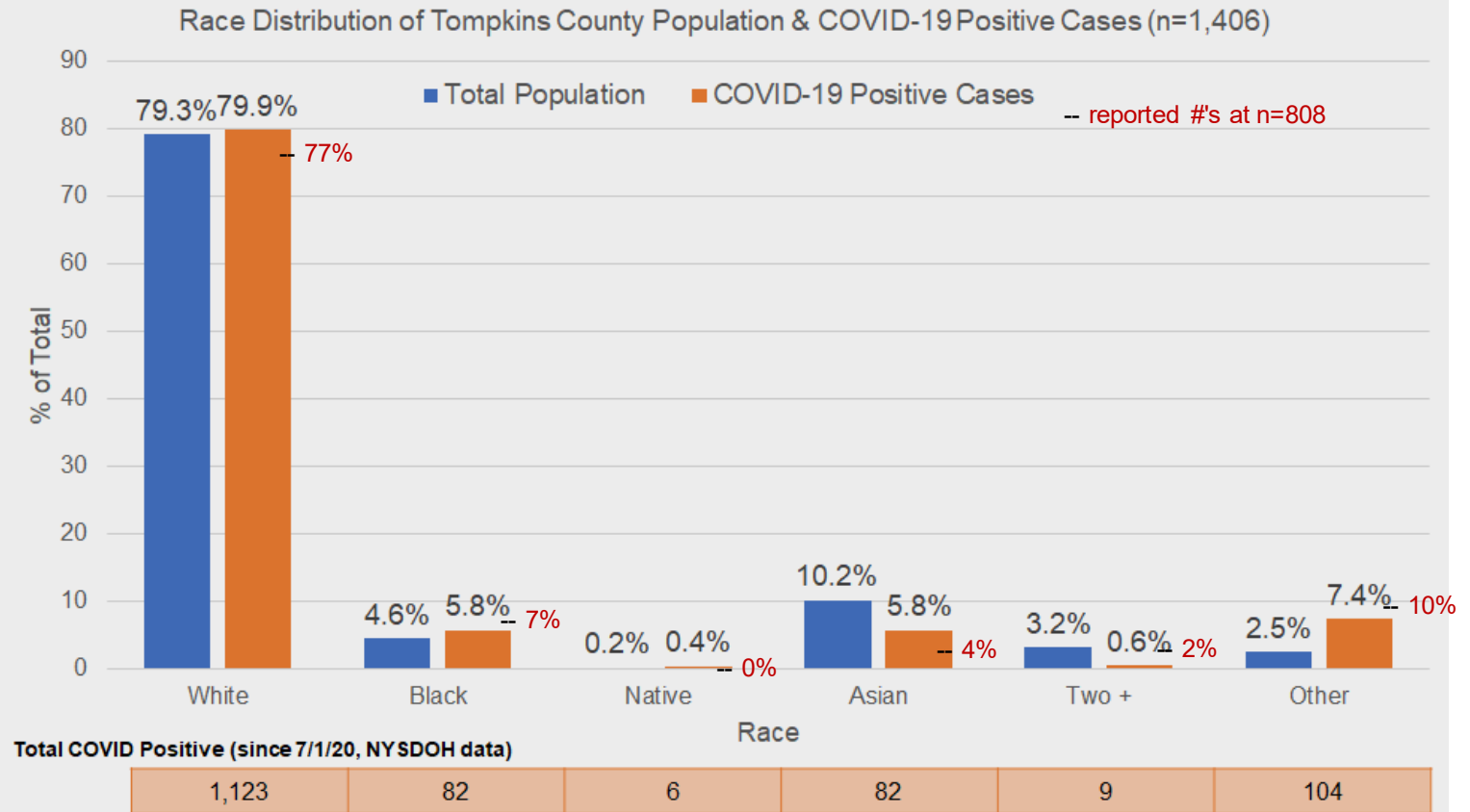
## Race

*Includes all positive cases through 12/14/2020  
Data reported by Tompkins County Health Dept.  
Data is self-reported by each sampled individual.*

*Total population data source: 2018 ACS 1yr est.*

*Updates will occur when large enough numbers are present to protect the privacy of individuals.*

*The Health Department is now pulling its data from New York State database systems. Data used here to report case demographics has been taken from NYS's CommCare system. Historic CommCare data is only accessible for July 1, 2020 to the present. This represents 88% of Tompkins County cases. Testing data posted daily is taken from the Electronic Clinical Laboratory Report System (ECLRS).*



Tested individuals had the option to select "unknown" for race – in this chart unknown has been combined with "other."



# COVID-19 Positive Cases since 7/1 (1,406 Total)

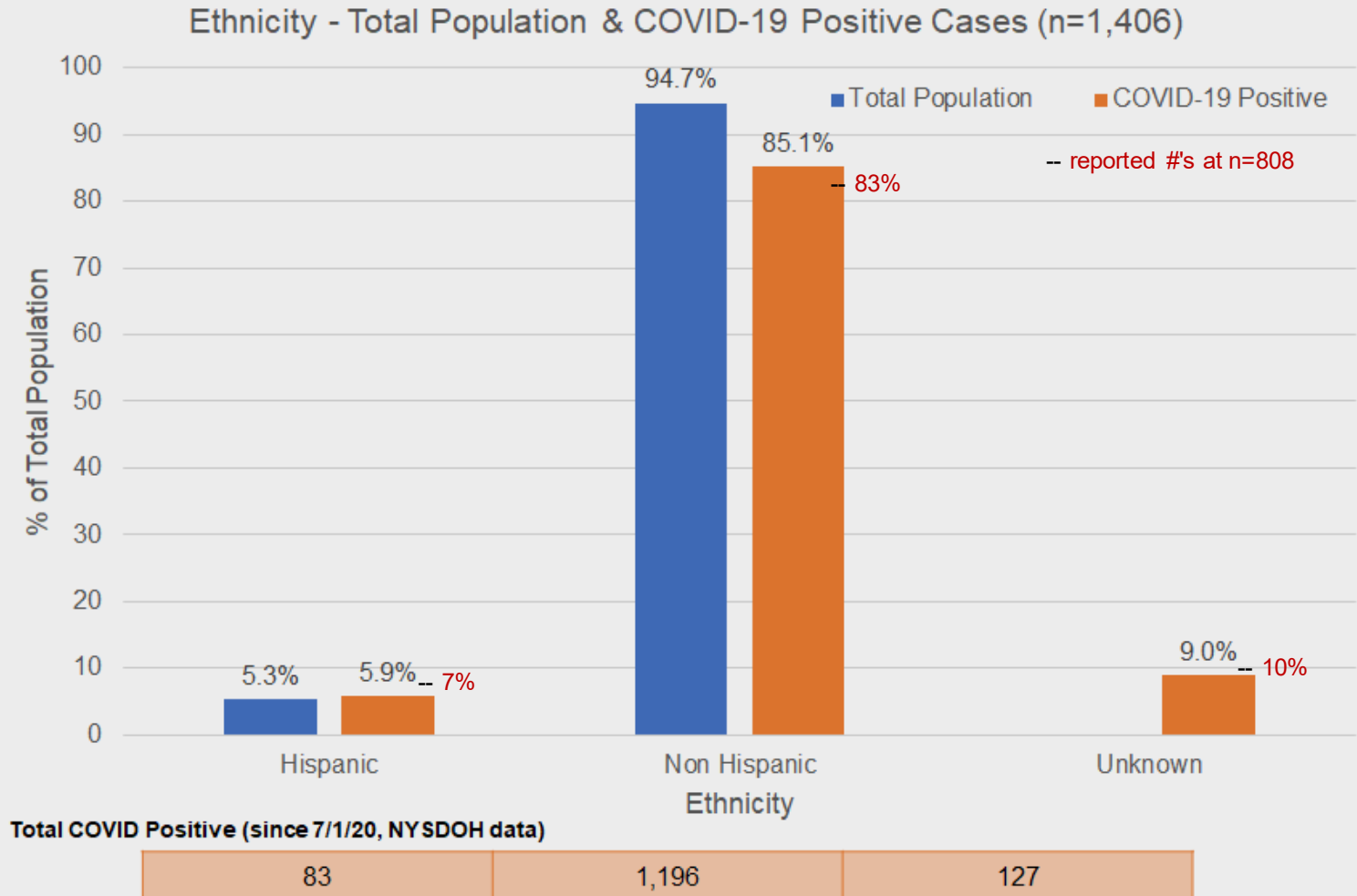
## Ethnicity

*Includes all positive cases through 12/14/2020  
Data reported by Tompkins County Health Dept.  
Data is self-reported by each sampled individual.*

*Total population data source: 2018 ACS 1yr est.*

*Updates will occur when large enough numbers are present to protect the privacy of individuals.*

*The Health Department is now pulling its data from New York State database systems. Data used here to report case demographics has been taken from NYS's CommCare system. Historic CommCare data is only accessible for July 1, 2020 to the present. This represents 88% of Tompkins County cases. Testing data posted daily is taken from the Electronic Clinical Laboratory Report System (ECLRS).*



# County Sponsored Community Testing Through CHS

Week	Total CHS Sampling Site Tests (All Counties)	Tompkins County Only	W/o symptoms or exposure	No sponsoring organization (County Covered)	Weekly cost to TC	TC % of total tested	FEMA Reimbursement	Our Cost
9/1 - 9/5	1,310	1,045	575	354	\$28,320	27%	\$21,240	\$7,080
9/6-9/12	1,412	1,043	608	393	\$31,440	28%	\$23,580	\$7,860
9/13-9/19	1,483	1,040	735	359	\$28,720	24%	\$21,540	\$7,180
9/20-9/26	1,783	1,254	789	426	\$34,080	24%	\$25,560	\$8,520
9/27-10/3	1,685	1,069	835	389	\$31,120	23%	\$23,340	\$7,780
10/4-10/10	2,219	1,541	968	424	\$33,920	19%	\$25,440	\$8,480
10/11-10/17	2,405	1,632	1,151	532	\$42,560	22%	\$31,920	\$10,640
10/18 - 10/24	2,834	2,079	1,115	880	\$70,400	31%	\$52,800	\$17,600
10/25 - 10/31	2,671	1,922	1,145	848	\$67,840	32%	\$50,880	\$16,960
11/1 - 11/8	2,538	1,756	1,052	822	\$65,760	32%	\$49,320	\$16,440
11/9 - 11/15	2,997	2,149	1,180	968	\$77,440	32%	\$58,080	\$19,360
11/22 - 11/28	2,949	2,267	1,499	1,113	\$89,040	38%	\$66,780	\$22,260
11/29 - 12/6	4,466	3,360	1,826	1,432	\$114,560	32%	\$85,920	\$28,640
12/7 - 12/13	4,888	3,267	1,902	1,183	\$94,640	24%	\$70,980	\$23,660
<b>Total</b>	<b>38,661</b>	<b>27,677</b>	<b>16,872</b>	<b>11,140</b>	<b>\$891,200</b>	<b>29%</b>	<b>\$668,400</b>	<b>\$222,800</b>
<i>Average per week</i>	<i>2,974</i>	<i>2,129</i>	<i>1,298</i>	<i>857</i>	<i>\$59,413</i>	<i>29%</i>	<i>\$44,560</i>	<i>\$14,853</i>

