

**AGENDA
Tompkins County Board of Health
Rice Conference Room
Tuesday, April 23, 2019
12:00 Noon**

12:00 I. Call to Order

12:01 II. Privilege of the Floor – Anyone may address the Board of Health (max. 3 mins.)

12:04 III. Approval of March 26, 2019 Minutes (2 mins.)

12:06 IV. Financial Summary (9 mins.)

12:15 V. Reports (15 mins.)

Administration

Health Promotion Program

Medical Director's Report

Division for Community Health

Children with Special Care Needs

County Attorney's Report

Environmental Health

CSB Report

12:30 VI. New Business

12:30 ***Environmental Health*** (10 mins.)

Enforcement Action:

1. Resolution #EH-ENF-19-0006 – TOSA Apartments, T-Dryden, Violation of Subpart 5-1 of New York State Sanitary Code (Water) (5 mins.)

2. Resolution #EH-ENF-19-0008 – Sushi Osaka, C-Ithaca, Violation of Subpart 14-1 of New York State Sanitary Code (Food) (5 mins.)

12:40 ***Adjournment***

DRAFT

MINUTES
Tompkins County Board of Health
March 26, 2019
12:00 Noon
Rice Conference Room

Present: Shawna Black; David Evelyn, MD, MPH; Edward Koppel, MD; Michael McLaughlin, Jr.; Janet Morgan, PhD; Christina Moylan, PhD, President

Staff: Karen Bishop, Director of Community Health; Liz Cameron, Director of Environmental Health; Samantha Hillson, Director of Health Promotion Program; William Klepack, MD, Medical Director; Frank Kruppa, Public Health Director; Deb Thomas, Director of Children with Special Care Needs; Jonathan Wood, County Attorney; Shelley Comisi, Administrative Assistant

Excused: Susan Merkel; Brenda Grinnell Crosby, Public Health Administrator; Brittini Griep, LGU Administrative Assistant

Guests: Jason Molino, Tompkins County Administrator; Amie Hendrix, Deputy County Administrator; Skip Parr, Senior Public Health Sanitarian; David Shanks, CoreLife Eatery; Dan Galusha, Marriott; Cathy Hart, Marriott

Call to Order: Dr. Moylan called the regular meeting of the Board of Health (BOH) to order at 12:01 p.m.

Privilege of the Floor: David Shanks from CoreLife Eatery was present. He addressed the Board, stating that he has had a problem for 2 years keeping proteins at the right temperature. He thanked the Board for allowing a variance last year. He stated that they have since gone to cook to order out of respect for the Health Department's request. This will be rolled out to all 52 eateries. He also addressed the other issues that needed to be fixed. He also stated that he is the District Manager, not the owner. He provided the Board with a copy of his receipt and his business card.

Dan Galusha, executive chef, and Cathy Hart, general manager, from Marriott were present. Mr. Galusha addressed the Board, stating he was embarrassed for the infraction but assured the Board that they are keeping up with their logs and apologized to the Board.

Approval of January 22, 2019 Minutes: Dr. Evelyn moved to approve the minutes of the January 22, 2019 meeting as written; seconded by Ms. Morgan. The vote to approve the minutes as written: Unanimous approval.

DRAFT

Introductions: Jason Molino, Tompkins County Administrator, was present to meet Board members and to speak about the process for evaluating the Public Health/Mental Health joint leadership model.

County Administrator's Remarks on the Public Health/Mental Health Joint Leadership Model: Mr. Molino reviewed the memo that was disbursed to the Board of Health and the Community Services Board earlier in March. He invited someone from the Board, as well as the CSB, to assist in evaluating the Joint Leadership Model that has entered its 4th year. Mr. Molino stated that there would be multiple parts of reviewing this, going forward, with the first part being taking a look at things from the Mental Health point of view: Client care perspective, community care perspective and the business case model of it. He believes that Mr. Kruppa would be most valuable at this stage of reviewing the Mental Health perspective but thereafter removing Mr. Kruppa from that process. Mr. Molino went on to state that they would likely interview staff from both departments. He discussed the possibility of a staff survey being done again – there was one done 3-4 years ago. Client satisfaction survey in the MH side – should those be reviewed, why or why not? Looking to set up a meeting in mid to late April for the task force responsible for reviewing this process with a hope to bring a recommendation to the legislature in November 2019. Mr. McLaughlin asked about the presentation to the legislature in November. Mr. Molino clarified stating that they are hoping to wrap up their review by October with the presentation to the legislature in November. Mr. McLaughlin then asked about the task force meetings and the time dedicated it would entail. Mr. Molino stated that it would likely be 2 meetings per month at approximately 2-3 hours per meeting, with the 1st meeting being a planning meeting is important to best capture the interests of the two Boards. Dr. Moylan asked a question regarding legal clarifications between the two Boards. Mr. Molino stated that Jonathan Wood would be involved in the legal portion of the review. Mr. McLaughlin clarified that this is not a review of Mr. Kruppa but a review of the position and stressed the importance for the comfort level of people being able to share their thoughts without ramifications. Mr. Molino stressed confidentiality being of the utmost importance and that any updates brought to the Boards would be broad and not detailed. Dr. Moylan asked if anyone would like to volunteer for the task force; Ms. Morgan volunteered as primary representative with Mr. McLaughlin being the second. Dr. Evelyn as Vice President of the BOH will be the third representative. Mr. Molino stated that he would be in touch to set up the first meeting.

Financial Summary: Mr. Kruppa provided a summary of the Financial Summary within the packets provided to the BOH, as Ms. Grinnell Crosby was absent today. He stated that this is the last period for 2018, stating that we are under on everything – expenses, revenues and local share. Mr. Kruppa believes that the budget is going to end up well for us. 2019 is in month two so there is not much to report. Mr. Kruppa stated that the Healthy Neighborhoods program is a grant and Tompkins had applied for another 5-year cycle. There was an issue at the state level with this, but they did grant a one-year extension with needing to re-apply next cycle.

DRAFT

Administration Report: Mr. Kruppa reported the advocacy efforts at the State level as well as the population health summit. Both went well. There is a lot of attention from Public Health coming for both those avenues, whether it's the recreational marijuana legalization to looking at Population Health for communities and bringing new partners to the table.

- Mr. Kruppa stated that we have a piece of action to address. We have a physician to fill the vacant physician position on the Board. The Nominating Committee met with Dr. Dhundale, the applicant, and they have the recommendation. Ms. Black recommended Dr. Melissa Dhundale for the BOH, Dr. Moylan seconded. Mr. McLaughlin asked about her connections to the Board. Ms. Black stated that Dr. Dhundale served in the Peace Corps, she is a pediatrician and also works at Ithaca College. She is also the medical director for the Ithaca City School district. Dr. Evelyn stated that Dr. Dhundale has a strong interest in mental health services in Tompkins County. Dr. Moylan called for a vote of approval; vote was unanimous. Mr. Kruppa stated that she should be seated by our next Board meeting.

Health Promotion Program Report: Ms. Hillson reported:

- An event was held last Friday (Blueprint for Health Equity) on 3/22/19. It was well attended. It took place at Green Star. Ms. Black provided a welcome to the event.
- The community health survey has gotten a very good response so far. There have been over 1,000 responses to the survey with about 900 people going through the whole survey, providing their responses.

Medical Director's Report: Dr. Klepack was open to questions on his report. There were no questions asked.

Division for Community Health Report: Ms. Bishop had nothing to add to her written report.

Children with Special Care Needs Report: Ms. Thomas had nothing to add to her written report.

- CSCN team has gone live with their software and it is going well.

County Attorney's Report: Mr. Wood had nothing to report.

Environmental Health Report:

- Ms. Cameron stated that they have hired a public health technician and stated they are fully staffed now.
- Inspection reports are now attached to the draft/resolutions to provide more information to Board members.

Report on the Community Services Board (CSB) Meeting: Mr. Kruppa provided a brief update on the March meeting. Stated that Ms. Amie Hendrix, Deputy County

DRAFT

Administrator, was present and provided an update on the dual role for the Public Health and Mental Health role. The subcommittees are beginning their State Priority Plans for 2020. Transportation and housing remain at the top of the lists for priorities, as well as staffing, in the sense of being able to adequately pay those in the field.

Resolution #EH-ENF-18-0050 – Moe’s Southwest Grill, C-Ithaca, Violation of Subpart 14-1 of the New York State Sanitary Code (Food): Dr. Evelyn moved to accept the resolution with the penalty due date amendment; seconded by Ms. Morgan.

Ms. Cameron explained that she would like to change the penalty due date to May 15, 2019. This was a hot holding repeat violation for Moe’s.

The vote to accept the resolution as amended carried unanimously.

Resolution #EH-ENF-18-0051 – Mix Social Dining, C-Ithaca, Violation of Subpart 14-1 of the New York State Sanitary Code (Food): Ms. Cameron explained that she would like to change the penalty due date to May 15, 2019. This was a temperature violation (refrigerated storage, above temperature).

Dr. Koppel moved to accept the resolution with the penalty due date amendment; seconded by Dr. Evelyn; and carried unanimously.

Resolution #EH-ENF-18-0052 – Ithaca Marriott FSE, C-Ithaca, Violation of Subpart 14-1 of the New York State Sanitary Code (Food): Ms. Cameron explained that she would like to change the penalty due date to May 15, 2019. This was a cold holding violation at Ithaca Marriott.

Dr. Evelyn moved to accept the resolution as amended; seconded by Ms. Morgan; and carried unanimously.

Resolution #EH-ENF-19-0002 – Fat Jack’s BBQ, C-Ithaca, Violation of Subpart 14-1 of the New York State Sanitary Code (Food): Ms. Cameron explained that she would like to change the penalty due date to May 15, 2019. Ms. Cameron explained that the restaurant was operating without a permit but had submitted the paperwork except for Worker’s Compensation. They had operated without the permit but submitted the required paperwork on the same day as the inspection. The permit was issued later that day.

Ms. Morgan moved to accept the resolution as amended; seconded by Dr. Koppel; and carried unanimously.

Resolution #EH-ENF-19-0003 – Casper’s, V-Groton, Violations of BOH Orders #EH-ENF-18-0009 and of Subpart 14-1 of the New York State Sanitary Code (Food): Ms. Cameron explained that she would like to change the penalty due date to May 15, 2019. Restaurant was observed operating without a permit.

Dr. Koppel moved to accept the resolution as amended; seconded by Ms. Morgan; and carried unanimously.

Resolution #EH-ENF-19-0004 – CoreLife Eatery, C-Ithaca, Violations of BOH Orders #EH-ENF-18-0016 and of Subpart 14-1 of the New York State Sanitary Code (Food): Ms. Cameron explained that she would like to change the penalty due date

DRAFT

to May 15, 2019. The district manager presented a summary of the situation to the Board earlier in the meeting, stating that they are changing their ordering procedure and have repaired equipment (receipt provided).

Dr. Koppel moved to accept the resolution as amended; seconded by Ms. Black; and carried unanimously.

Resolution #EH-ENF-19-0007 – Easy Wok Restaurant, V-Lansing, Violation of Subpart 14-1 of New York State Sanitary Code (Food): Ms. Cameron stated that this was a temperature control matter.

Dr. Evelyn moved to accept the resolution as written; seconded by Ms. Morgan; and carried unanimously.

Tompkins County Health Department Request for Discretion to Waive OWTS Replacement Fees/Review of Modifications to 2019 Fee Schedule: Asking for discretion about OWTS fees and local sanitation code.

Dr. Koppel moved to approve Tompkins County Health Department's request for discretion to waive OWTS replacement fees; seconded by Dr. Evelyn; and carried unanimously.

Adjournment: At 1:00 p.m. Dr. Moylan adjourned the meeting.

Board of Health
April 23, 2019
Financial Report

2018 / 13th Period

All expenses and revenues have been submitted to the Finance Department. Reconciliation of accounts is underway. Corrections will be submitted accordingly.

Board of Health
April 23, 2019
Financial Report

March 2019 / Month 3

Salary and fringe expenses are posted. Staff are reconciling the March report.

In follow up to our concerns with the P-card, Karen and Brenda met with the Deputy Director of Finance to share our concerns and suggestions. We believe the situation will improve moving forward.

Percentage of Year 100.00%

	Expenditures			Revenues			Local Share		
	Budget	Paid YTD	%	Budget	YTD	%	Budget	TD	%
4010 PH ADMINISTRATION	1,365,704	1,072,696	78.55%	162,848	136,157	83.61%	1,202,856	936,539	93.79%
4011 EMERGING LEADERS IN PH	61,140	7,887	12.90%	61,140	7,887	12.90%		0	
4012 WOMEN, INFANTS & CHILDREN	554,604	538,297	97.06%	554,605	536,500	96.74%	-1	1,797	179,710.00%
4013 OCCUPATIONAL HLTH.& SFTY.	95,308	71,375	74.89%	0	0	0.00%	95,308	71,375	74.89%
4014 MEDICAL EXAMINER	19,237	19,234	99.98%	0	0	0.00%	19,237	19,234	99.98%
4015 VITAL RECORDS	73,444	70,822	96.43%	108,000	112,256	103.94%	-34,556	-41,434	119.90%
4016 COMMUNITY HEALTH	1,632,679	1,528,663	93.63%	371,330	412,558	111.10%	1,261,349	1,116,105	88.49%
4018 HEALTHY NEIGHBORHOOD PROG	189,310	158,442	83.69%	189,310	158,820	83.89%		-378	
4047 PLNG. & COORD. OF C.S.N.	1,367,582	1,302,964	95.28%	396,520	376,367	94.92%	971,062	926,598	95.42%
4048 PHYS.HANDIC.CHIL.TREATMNT	8,000	0	0.00%	4,000	0	0.00%	4,000	0	
4090 ENVIRONMENTAL HEALTH	1,666,570	1,601,153	96.07%	594,293	610,908	102.80%	1,072,277	990,245	92.35%
4095 PUBLIC HEALTH STATE AID	0	0	0.00%	1,183,293	1,151,372	97.30%	-1,183,293	-1,151,372	97.30%
Total Non-Mandate	7,033,578	6,371,532	90.59%	3,625,339	3,502,823	96.62%	3,408,239	2,868,709	84.17%
2960 PRESCHOOL SPECIAL EDUCATI	5,181,203	4,918,436	94.93%	2,885,000	3,098,408	107.40%	2,296,203	1,820,028	79.26%
4017 MEDICAL EXAMINER PROGRAM	247,092	206,897	83.73%	0	0	0.00%	247,092	206,897	83.73%
4054 EARLY INTERV (BIRTH-3)	655,000	529,433	80.83%	318,500	280,531	88.08%	336,500	248,902	73.97%
Total Mandate	6,083,295	5,654,766	92.96%	3,203,500	3,378,939	105.48%	2,879,795	2,275,827	79.03%
Total Public Health	13,116,873	12,026,298	91.69%	6,828,839	6,881,762	100.77%	6,288,034	5,144,536	81.81%

BALANCES (Includes Encumbrances)

	Available Budget	Revenues Needed		Available Budget	Revenues Needed
NON-MANDATE			MANDATE		
4010 Administration	101,360	26,691	2960 Preschool	262,767	-213,408
4012 WIC	16,307	18,105	4054 Early Intervention	125,567	37,969
4013 Health & Safety	23,933	0	4017 Medical Examiner	40,196	0
4014 Medical Examiner	3	0		<u>428,529</u>	<u>-175,439</u>
4015 Vitals	2,622	-4,256			
4016 Community Health	104,016	-41,228			
4018 Healthy Neighborhood	30,869	30,490			
4047 CSCN	64,618	20,153			
4048 PHCP	8,000	4,000			
4090 Environmental Health	65,417	-16,615			
4095 State Aid	0	31,921			
	<u>417,145</u>	<u>69,263</u>			
Total Public Health Balances					
			Available Budget	Revenues Needed	
			845,673	-106,177	

Tompkins County Financial Report for Public Health

Percentage of Year 25.00%

	Expenditures			Revenues			Local Share		
	Budget	Paid YTD	%	Budget	YTD	%	Budget	TD	%
4010 PH ADMINISTRATION	1,510,496	329,747	21.83%	268,363	41,113	15.32%	1,242,133	288,634	35.15%
4011 EMERGING LEADERS IN PH	0	3,817	0.00%	0	0	0.00%		3,817	
4012 WOMEN, INFANTS & CHILDREN	530,783	105,847	19.94%	530,783	67,617	12.74%		38,230	
4013 OCCUPATIONAL HLTH.& SFTY.	134,434	28,211	20.99%	0	0	0.00%	134,434	28,211	20.99%
4015 VITAL RECORDS	74,924	15,246	20.35%	108,000	20,929	19.38%	-33,076	-5,683	17.18%
4016 COMMUNITY HEALTH	1,686,474	311,542	18.47%	395,805	18,457	4.66%	1,290,669	293,085	27.86%
4018 HEALTHY NEIGHBORHOOD PROG	172,369	35,581	20.64%	172,368	0	0.00%	1	35,581	353,747.00%
4047 PLNG. & COORD. OF C.S.N.	1,433,845	302,456	21.09%	388,551	27,414	7.06%	1,045,294	275,043	28.26%
4048 PHYS.HANDIC.CHIL.TREATMNT	8,000	0	0.00%	4,000	0	0.00%	4,000	0	
4090 ENVIRONMENTAL HEALTH	1,721,985	353,680	20.54%	625,478	87,960	14.06%	1,096,507	265,720	26.02%
4095 PUBLIC HEALTH STATE AID	0	0	0.00%	1,256,911	0	0.00%	-1,256,911	0	
Total Non-Mandate	7,273,310	1,486,127	20.43%	3,750,259	263,489	7.03%	3,523,051	1,222,638	34.70%
2960 PRESCHOOL SPECIAL EDUCATI	4,996,060	885,252	17.72%	2,968,051	379,125	12.77%	2,028,009	506,127	54.81%
4017 MEDICAL EXAMINER PROGRAM	205,500	44,220	21.52%	0	0	0.00%	205,500	44,220	21.52%
4054 EARLY INTERV (BIRTH-3)	655,000	72,837	11.12%	318,500	0	0.00%	336,500	72,837	21.65%
Total Mandate	5,856,560	1,002,309	17.11%	3,286,551	379,125	11.54%	2,570,009	623,185	24.25%
Total Public Health	13,129,870	2,488,436	18.95%	7,036,810	642,614	9.13%	6,093,060	1,845,822	30.29%

BALANCES (Includes Encumbrances)

	Available Budget	Revenues Needed		Available Budget	Revenues Needed
NON-MANDATE			MANDATE		
4010 Administration	1,032,832	227,250	2960 Preschool	3,505,451	2,588,926
4012 WIC	408,159	463,166	4054 Early Intervention	582,163	318,500
4013 Health & Safety	106,223	0	4017 Medical Examiner	48,658	0
4014 Medical Examiner	0	0		<u>4,136,272</u>	<u>2,907,426</u>
4015 Vitals	59,678	87,071			
4016 Community Health	1,308,474	377,348			
4018 Healthy Neighborhood	118,832	172,368			
4047 CSCN	1,110,995	361,137			
4048 PHCP	8,000	4,000			
4090 Environmental Health	1,348,698	537,518			
4095 State Aid	0	1,256,911			
	<u>5,501,890</u>	<u>3,486,770</u>			

Total Public Health Balances	
Available Budget	Revenues Needed
9,638,161	6,394,196

HEALTH PROMOTION PROGRAM – March 2019

Samantha Hillson, Director, PIO
Ted Schiele, Planner/ Evaluator
Susan Dunlop, Community Health Nurse
Maya Puleo, Healthy Neighborhoods Education Coordinator
Pat Jebbett, Public Health Sanitarian

HIGHLIGHTS

News about NYSDOH grant funding, the Healthy Neighborhoods Program (HNP) grant, which was set to end 3/31/19, and for which an RFA was submitted last November, was extended for another year, and a new RFA must be submitted. Also, the Advancing Tobacco Free Communities grant, RFA submitted in January, was awarded for a 5 year period. The Cortland County Health Department holds the grant and TCHD subcontracts for a 20 hour staff person, same as the last 5 years.

The Community Health Survey was open throughout March and the first 2 weeks of April. Following is an early peek at some results:

- Total surveys started: 1,258. About 1,000-1,050 surveys had most questions answered.
- The 3 most cited factors that create a Healthy Community: Affordable housing, Good Paying jobs, Affordable health care.
- The 2 most cited barriers to maintaining or improving health: Time, Cost.
- 33% responded that they or a family member had dealt with a substance use disorder.
- 22% responded that their neighborhood was fair or poor as a place for children to play outdoors
- 27% responded that their neighborhood was fair or poor as a place for adults to walk and be physically active.

Community Outreach

- We worked with these community groups, programs, and organizations during the month

Groups, Programs, Organizations	Activity	Date
Collective Impact, Childhood Nutrition	Monthly meeting	3/1
Health Planning Council, Executive Committee	Monthly meeting	3/27
Community Coalition for Healthy Youth with TC Youth Services, BOCES, Alcohol & Drug Council, and others	<ul style="list-style-type: none">• Marijuana prevention initiative, meeting planning and participation.• “Data Day” review of district-specific results of Oct 10/28 student survey of risk and protective factors	3/14 3/22
Streets Alive!	Planning meeting	3/20
CCE Nutrition Committee	Monthly meeting	3/25
Art of Hosting	Planning call	3/29

Tompkins Community Action, Human Services Coalition, HealthLinkNY	Blueprint for Health Equity planning and participation, full day event	3/22
Collaborative Solutions Network	Special general meeting	3/21
“Younger Older” group	Planning, participation, leadership team	3/1, 15
Ithaca College Gerontology Institute	Collaboration on common issues	3/6

TCHD Intra-departmental Participation and Support

Division, Program, Initiative	Activity	Date
Fleet Committee	Meeting	3/19
CHS, Lead Prevention	Outdoor banner design	
CHS, STI /HIV Prevention	TCAT bus ad design	

Diabetes Prevention Program (DPP) (Dunlop, *CDC Certified Lifestyle Coach*)

- Post core program: taught class (3/26)

Community Health Assessment (CHA) & Community Health Improvement Plan (CHIP)

- CHA Steering Committee with Horn Research (3/1)
- Health Survey outreach to boost responses by more diverse demographics — community organizations, food pantries, Loaves and Fishes
- HANYS Prevention Agenda webinar (3/13)
- CMC meeting with staff partners about CHA data collection (3/8)

Healthy Lungs for Tompkins County

- Harmonicas for Health (H4H): planning update (3/28)

Healthy Neighborhoods Program

- One year extension granted for funding through 3/31/2020
- Training & Outreach
 - Webinar: Health Education Kits (3/20)
 - Radon quarterly meeting at CAPCO (3/13)
 - Groton Foodnet, presentation during meal (3/13, reached 10)
 - Titus Towers Foodnet, presentation during meal (3/15, reached 15)
 - TC Public Library lobby display, 3/15–29
 - Kick Butts Day event at GIAC (3/20)

March 2019

HEALTHY NEIGHBORHOODS PROGRAM	MONTH	YTD 2019	YTD 2018	TOTAL 2018*
# of Initial Home Visits (including asthma visits)	33	97	78	413
# of Revisits	10	33	53	163
# of Asthma Homes (initial)	4	12	11	43
# of Homes Approached	NA	NA	NA	NA

*Covers the calendar year (January through December); the HNP grant year is April-March.

Tobacco Free Tompkins

- Smoke-free Housing
 - Ellis Hollow Road Apartments (104 units) Smoke-Free property effective June 1
 - Tenant meeting (3/8). Signs designed and approved
 - Willowbrook Manor Senior Apartments (40 units). Smoke-free property policy expanded by removing grandfathering exemption
 - Flyer developed and printed. Signs designed and approved
- Tobacco-Free Outdoors
 - Cornell University, Campus Welfare Committee of the University Assembly, meeting to revise survey for TFO campus attitudes (3/18)
- Reality Check youth action program
 - Trumansburg (Dickerson) High School, met with AP health class to discuss tobacco survey project (3/8)
 - Kick Butts Day event at GIAC (3/20)

Media, Website, Social Media

- Press Releases: [Seeking A Dog](#) (3/15)

Meetings and Trainings

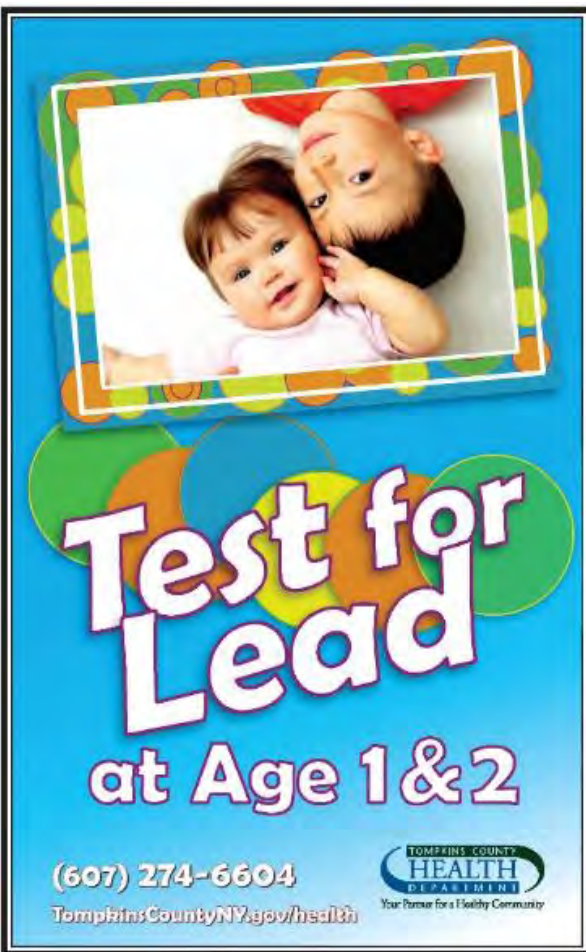
- Continuing Education (CE) credits, Susan Dunlop
 - Cancer Screening and All Cause mortality- What is the Benefit?- Medscape (0.25)
 - Clinical and Ethical Indications for Cognitive Impairment Screening in Primary Care- University of Public Health-Albany (1.0)
 - New York State's Public Health Approach to Alzheimer's Disease- University of Public Health – Albany (1.0)
 - Worst Flu Season Yet? CDC Estimates 11 Million Sick and Counting- Medscape (0.25)

Emerging Leaders in Public Health (ELPH) Cohort III – Kresge Foundation

- ELPH RFP for consultant to advance transformative concept (ongoing), will be posted in April.
- Leadership Coaching (3/14, 3/28)
- Kresge Interim Report (3/29)
- Individual Team Meeting (3/19), Action Learning Set (3/27)
- Action Learning Set (2/27)



- TCAT tail ad, running through May on 10 buses



- 5-ft x 8-ft banner to be displayed throughout Tompkins County.

Medical Director's Report Board of Health April 2019

Influenza:

The latest report, as of March 30th, shows somewhat of a decrease in laboratory confirmed influenza, but clinical activity is still being reported as widespread throughout the State. This is slightly later than what I would anticipate for widespread activity (although it does occasionally go into April and some rare times even into May). So far this year there have been a total of 6 Pediatric Influenza deaths. Hospitalizations decreased 20% over the previous week of reporting and the percent of patient visits with influenza like illness dropped below the regional baseline. Hopefully these are indications that the virus is tapering off.

Immunizations and Community Immunity:

With the number of Measles cases rising Nationwide and in New York in particular, I drafted a letter to the editor on the subject of "Community Immunity". This is the concept that if enough people are immunized against a communicable, vaccine preventable, infectious disease, then the spread of that disease can be controlled within the community. Typically, the number 95% is used as the percentage of persons that need to be vaccinated. When large or small subgroups of a population fall below the protective level of 95%, those subgroups are at risk of transmission not only within their particular subgroup, but also for the unimmunized or inadequately immunized people outside of their subgroup. This is what has transpired in Rockland County, NY and localities nationwide. Community Immunity is one of the factors that forms the justification for laws requiring up to date immunizations to be able to attend public school.

My letter made two points. One that Community Immunity is a real dynamic as evidenced by the spread of Measles in the subgroups in which it has been transmitted. The Second point was that Community Immunity protects individuals who cannot be immunized due to medical problems.

Also, with regard to immunizations, I attended the Immunization Coalition Meeting on April 2nd. The Coalition refined further its Mission and Vision Statements and in addition discussed further promoting the concept of Community Immunity within the region and the normalization of immunization while helping to expose the misinformation about vaccinations as being untrue.

Other Activities:

Reviewed further materials on Opioids and other data on THC (tetrahydrocannabinol) and issues related to the chemical and driving safety. Regarding the latter, there is an excellent study from about a year ago looking at the trends in opioid use and traffic accidents and fatalities. Such analyses are a tricky business because of the number of variables that need to be taken into account. The Authors in this study created a model control group to compare the trends pre and

post legalization of THC and also compare them to projections of what would be the case if legalization had not happened. (Due to the prevalence of THC in the states in which the studies were conducted (Colorado & Washington) rising levels of usage and traffic related THC incidents were present both in actual experience and in the projections). The bottom line was when the actual experience post legalization, is compared to the model control group, no statistical difference was found. I include two references which you may be interested in looking into at regarding this issue.

Crash Fatality Rates After Recreational Marijuana Legalization in Washington and Colorado, Aydelotte et al

<https://ajph.aphapublications.org/doi/full/10.2105/AJPH.2017.303848>

and

Early Evidence on Recreational Marijuana Legalization and Traffic Fatalities, Hansen et al, February 2018, Univ of Oregon

http://faculty.washington.edu/ceweber/HMW_marijuana_traffic.pdf

Other Activities

I also several Rabies potential exposures which arose during the month which warranted post exposure prophylaxis and received several evaluation forms for Tompkins County employees for respirator fit test evaluation forms.

I also participated in a Performance Review of my work here at the Health Department. This used the relatively new Performance Evaluation Form which has recently been developed. I thought the forms were very constructive and created a meaningful discussion. The form is being used across the Health Department

I also participated in the quarterly meeting of the Community Health Quality and Assurance Committee which monitors the activities of CHS and WIC and particularly focuses on Medicaid Obstetrical Maternal Services (MOMS) (soon to change its name to more accurately reflect its mission) and our lead program as well as others.

HEPATITIS A: Changing recommendations with regard to the vaccination.

Due to widespread outbreaks of Hepatitis A across the United States associated with drug use and homelessness, the recommendation as to who should receive Hepatitis A vaccine has changed. New indications are: providing Hepatitis A vaccine to people who use drugs whether by injection or non-injection, people who are homeless, men who have sex with men, and people with chronic liver disease, cirrhosis, Hepatitis B or C. Also included in this recommendation are people who are or were recently incarcerated (many of whom fall into one of the groups mentioned). A copy of the recommendation has been forwarded to the Tompkins County Jail Medical Services as well as provided to area practitioners.

Division for Community Health
April 23, 2019 Board of Health Meeting

Karen Bishop, Director of Community Health
March 2019 Report

Administration –

- Continued review of documentation forms built in the beta HER and began creating the chart structure in the system.
- Participated on twice weekly conference calls with the EHR software vendor.
- Continued participation on the county Performance Evaluation Team exploring performance evaluation methods and tools for recommendation to the County Administrator to consider for county employees.
- Facilitated the quarterly Community Health Quality Improvement Committee meeting on March 19 with 12 members present. Approved two additions to the approved Abbreviation List: “HRHV” for high risk home visit and “EPDS” for Edinburgh Postnatal Depression Screening. Prenatal record review focused on cases with diagnosis of obesity. 10 records were reviewed, five discharge records and five active records. Of the discharge records, four of five clients met their weight gain goal of less than 20 pounds. All five clients had nutrition and exercise goals. Of the active records, three of five clients had diagnosis of obesity with clearly documented nutrition and exercise goals. Two clients without diagnosis of obesity lacked documentation of referral to WIC which was corrected. Clinic record review of 33 records revealed no vaccine errors made and documentation deficits identified were corrected. All record review findings were shared with staff at their monthly staff meeting. **Client/Family Satisfaction Reports for CHS Home Visit Services (MOMS/TB/Lead): 1st Quarter 2019- 100%** (7 of 7) reported 'agree' or 'strongly agree' with all care. Clients wrote 7 positive impressions and 0 recommendations for improvement. 41 clients discharged, 7 returned surveys = **17%** of total discharges. Reported referral sources included: Website (0), WIC (4), Hospital (1), MD (2), Friends (2), Relatives (0), Department of Social Services (0), Community Agency (0), and Other (0). **Client/Family Satisfaction Reports for CHS Clinic Services: 1st Quarter 2019 –100%** (25 of 25) reported 'agree' or 'strongly agree' with all care. Clients wrote 18 positive impressions and 1 wrote suggestions for improvement to include wanting free clinic services. 132 clients received clinic services in the 1st Quarter, 25 returned surveys = 20% of total receiving services. Reported referral sources included: Website (1), WIC (0), Hospital (1), MD (3), Friends (8), Relatives (1), Department of Social Services (0), College (1,) Community Agency (3), and Other (5). **Incident Reports:** Two incidents (1 in CHS; 1 in WIC) occurred this quarter. In CHS – 49-year old female with mild intellectual disability, non-insulin dependent diabetes, hypertension and myoclonic seizures seen in immunization clinic for vaccines needed to participate in Special Olympics in March. MMR, Tdap and Hep A vaccines were

administered. Client developed tremors with urinary incontinence and altered mental state. RNs responded quickly and appropriately. Client was transported via ambulance to ER for evaluation and recovered without further incident. In WIC – During a nutrition appointment, a toddler bit the Nutritionist! The bite did not break the skin of the Nutritionist who appropriately washed the area immediately. Parent was present with multiple children and did not effectively parent this child during the appointment.

- Attended the one-hour presentation on Non-tick diseases by Dr. MacQueen at CMC on March 20.
- Facilitated combined WIC and CHS staff meeting to foster ongoing collaboration on common goals in both programs.
- Attended “Blueprint for Health Equity” all day conference at The Space at Greenstar in Ithaca on March 22. Participated in a poverty stimulation exercise.

Statistical Reports –

- Division statistical reports – see attached reports.

WIC –

- No show rates decreased in March to 14% from 15.3% in February.
- Served 495 people in March.
- Held our first Clinic in Groton. Advertised the new clinic location via signs and brochures in stores, pizzeria, laundromat and public library in Groton.

April 2019 BOH Report

Community Health Services

By Melissa Gatch, Supervising Community Health Nurse

Continuing Education-

- Supervising Community Health Nurse Melissa Gatch and Community Health Nurses Karen LaCelle and Celeste Rakovich attended the Annual Immunization Conference in Saratoga, New York March 13-14.

Lead Poisoning Prevention- No open lead cases.

Communicable Disease-

- **Influenza:** Influenza activity level has been categorized as geographically *widespread* for the past 17 weeks. Weekly surveillance is showing a slow decline. Season to date, Tompkins County has had 682 confirmed cases of influenza; compared to same time last season of 1,072 confirmed cases- a 36% decrease this season. Peak appears to be later this season, as we saw 235 cases in March compared to 128 cases in March of last season. In NYS there have been six pediatric flu related deaths reported.
- **Measles Outbreak in NYS:** The measles outbreak continues to expand in NYS. As of April 10, 2019, there have been 176 cases in Rockland County, 16 cases in Orange County, 5 cases in Westchester County and 2 cases in Sullivan County. Cases in New York City have reached 285, with 21 hospitalizations, including 5 ICU admissions. Most of these cases are among the Orthodox Jewish community, where vaccination rates are lower and herd immunity has not been established. On March 27, 2019, Rockland County executive Ed Day barred unvaccinated children from public places for 30 days. A judge has ruled against the order, temporarily halting it. On April 9, 2019, NYC Mayor de Blasio declared a public health emergency requiring unvaccinated individuals in Williamsburg, Brooklyn to receive the measles vaccine. Locally, data from the 2017-18 school year show that 4 area schools fall below the 95% threshold for herd immunity against measles. These schools are Waldorf School at 66%, New Roots Charter School at 80%, Lehman Alternative Community School at 85%, and Fall Creek Elementary School at 93% of students immunized. The health department, area medical providers and school nurses continue to educate the community about the importance of immunizations.
- **HIV Testing/Counseling:** During the month of March the Health Department offered **13** clinic dates at multiple testing sites. There were **15** people tested, all with negative results.
- **Health Advisories and Informational Messages Blast Faxed to Providers:**
 - Weekly Influenza Surveillance Report
 - CDC Health Update: Widespread Outbreaks of HepA among Persons Who Use Drugs and Persons Experiencing Homelessness

Tuberculosis- No active TB cases

LTBI (Latent Tuberculosis Infection): There were **21** Tuberculin Screening Tests (TST) placed during the month of March; all negative results.

N.Y.S. Department of Health
 Division of Epidemiology
 Communicable Disease Monthly Report*, DATE: 01APR19
 Rates are defined as: Cases/100,000 population/Month

County=TOMPKINS Month=March

Disease	2019		2018		2017		2016		Ave (2016-2018)	
	Freq	Rate	Freq	Rate	Freq	Rate	Freq	Rate	Freq	Rate
CAMPYLOBACTERIOSIS**	1	11.5	3	34.4	2	22.9	0	0.0	2	22.9
CRYPTOSPORIDIOSIS**	0	0.0	3	34.4	1	11.5	4	45.8	3	34.4
GIARDIASIS	0	0.0	1	11.5	1	11.5	0	0.0	1	11.5
HEPATITIS B,CHRONIC**	0	0.0	0	0.0	3	34.4	2	22.9	2	22.9
HEPATITIS C,CHRONIC**	2	22.9	8	91.6	11	126.0	4	45.8	8	91.6
INFLUENZA A, LAB CONFIRMED	227	2599.2	17	194.7	77	881.7	187	2141.2	94	1076.3
INFLUENZA B, LAB CONFIRMED	8	91.6	111	1271.0	52	595.4	16	183.2	60	687.0
INFLUENZA UNSPECIFIED, LAB CONFIRMED	1	11.5	0	0.0	0	0.0	0	0.0	0	0.0
LYME DISEASE** *****	1	11.5	4	45.8	0	0.0	3	34.4	2	22.9
MUMPS**	0	0.0	2	22.9	0	0.0	0	0.0	1	11.5
PERTUSSIS**	0	0.0	1	11.5	0	0.0	0	0.0	0	0.0
SALMONELLOSIS**	1	11.5	0	0.0	0	0.0	1	11.5	0	0.0
STREP,GROUP A INVASIVE	0	0.0	2	22.9	1	11.5	0	0.0	1	11.5
STREP,GROUP B INVASIVE	0	0.0	1	11.5	0	0.0	0	0.0	0	0.0
STREP PNEUMONIAE,INVASIVE**	1	11.5	1	11.5	2	22.9	0	0.0	1	11.5
YERSINIOSIS	1	11.5	0	0.0	0	0.0	0	0.0	0	0.0
SYPHILIS TOTAL.....	1	11.5	1	11.5	0	0.0	3	34.4	1	11.5
- P&S SYPHILIS	0	0.0	0	0.0	0	0.0	2	22.9	1	11.5

Disease	2019		2018		2017		2016		Ave (2016-2018)	
	Freq	Rate	Freq	Rate	Freq	Rate	Freq	Rate	Freq	Rate
- EARLY LATENT	1	11.5	1	11.5	0	0.0	0	0.0	0	0.0
- LATE LATENT	0	0.0	0	0.0	0	0.0	1	11.5	0	0.0
GONORRHEA TOTAL.....	3	34.4	17	194.7	3	34.4	2	22.9	7	80.2
- GONORRHEA	3	34.4	17	194.7	3	34.4	2	22.9	7	80.2
CHLAMYDIA	48	549.6	48	549.6	45	515.3	27	309.2	40	458.0

*Based on month case created, or December for cases created in Jan/Feb of following year

**Confirmed and Probable cases counted

***Not official number

**** In 2016, 25 counties investigated a sample of positive laboratory results; in 2017, 27 counties sampled; in 2018, 30 counties sampled; in 2019, 33 counties sampled.

N.Y.S. Department of Health
 Division of Epidemiology
 Communicable Disease Monthly Report*, DATE: 01APR19

Through March

Rates are defined as: Cases/100,000 population/Month

County=TOMPKINS

Disease	2019		2018		2017		2016		Ave (2016-2018)	
	Freq	Rate	Freq	Rate	Freq	Rate	Freq	Rate	Freq	Rate
ANAPLASMOSIS**	0	0.0	0	0.0	1	3.8	0	0.0	0	0.0
CAMPYLOBACTERIOSIS**	4	15.3	6	22.9	4	15.3	1	3.8	4	15.3
CRYPTOSPORIDIOSIS**	2	7.6	3	11.5	2	7.6	5	19.1	3	11.5
ECOLI SHIGA TOXIN**	0	0.0	0	0.0	0	0.0	1	3.8	0	0.0
GIARDIASIS	1	3.8	3	11.5	2	7.6	0	0.0	2	7.6
HAEMOPHILUS INFLUENZAE, NOT TYPE B	1	3.8	1	3.8	0	0.0	0	0.0	0	0.0
HEPATITIS B,CHRONIC**	2	7.6	3	11.5	7	26.7	5	19.1	5	19.1
HEPATITIS C,ACUTE**	1	3.8	2	7.6	1	3.8	0	0.0	1	3.8
HEPATITIS C,CHRONIC**	8	30.5	15	57.3	21	80.2	20	76.3	19	72.5
INFLUENZA A, LAB CONFIRMED	663	2530.5	420	1603.0	357	1362.6	299	1141.2	359	1370.2
INFLUENZA B, LAB CONFIRMED	19	72.5	529	2019.0	77	293.9	18	68.7	208	793.9
INFLUENZA UNSPECIFIED, LAB CONFIRMED	1	3.8	0	0.0	1	3.8	2	7.6	1	3.8
LYME DISEASE** ****	5	19.1	7	26.7	0	0.0	5	19.1	4	15.3
MENINGITIS, ASEPTIC	0	0.0	1	3.8	0	0.0	0	0.0	0	0.0
MUMPS**	0	0.0	2	7.6	0	0.0	0	0.0	1	3.8
PERTUSSIS**	2	7.6	1	3.8	1	3.8	0	0.0	1	3.8
SALMONELLOSIS**	1	3.8	2	7.6	0	0.0	2	7.6	1	3.8
SHIGELLOSIS**	0	0.0	1	3.8	0	0.0	0	0.0	0	0.0

Disease	2019		2018		2017		2016		Ave (2016-2018)	
	Freq	Rate	Freq	Rate	Freq	Rate	Freq	Rate	Freq	Rate
STREP, GROUP A INVASIVE	1	3.8	2	7.6	1	3.8	1	3.8	1	3.8
STREP, GROUP B INVASIVE	1	3.8	3	11.5	0	0.0	1	3.8	1	3.8
STREP PNEUMONIAE, INVASIVE**	2	7.6	4	15.3	3	11.5	2	7.6	3	11.5
TUBERCULOSIS***	0	0.0	1	3.8	1	3.8	0	0.0	1	3.8
YERSINIOSIS	1	3.8	0	0.0	0	0.0	0	0.0	0	0.0
ZIKA VIRUS (SYMPTOMATIC)**	0	0.0	0	0.0	0	0.0	1	3.8	0	0.0
SYPHILIS TOTAL.....	4	15.3	1	3.8	1	3.8	4	15.3	2	7.6
- P&S SYPHILIS	2	7.6	0	0.0	0	0.0	2	7.6	1	3.8
- EARLY LATENT	2	7.6	1	3.8	0	0.0	1	3.8	1	3.8
- LATE LATENT	0	0.0	0	0.0	1	3.8	1	3.8	1	3.8
GONORRHEA TOTAL.....	26	99.2	37	141.2	26	99.2	11	42.0	25	95.4
- GONORRHEA	26	99.2	37	141.2	26	99.2	11	42.0	25	95.4
CHLAMYDIA	121	461.8	112	427.5	104	396.9	87	332.1	101	385.5
CHLAMYDIA PID	0	0.0	1	3.8	0	0.0	0	0.0	0	0.0
OTHER VD	1	3.8	0	0.0	0	0.0	0	0.0	0	0.0

*Based on month case created, or December for cases created in Jan/Feb of following year

**Confirmed and Probable cases counted; Campylobacter confirmed and suspect

***Not official number

**** In 2016, 25 counties investigated a sample of positive laboratory results; in 2017, 27 counties sampled; in 2018, 30 counties sampled; in 2019, 33 counties sampled.

Division for Community Health
PROGRAM Statistical Highlights for Board of Health - 2019

Community Health Services Program Statistics	Jan	Feb	Mar	April	May	June	July	Aug	Sept	Oct	Nov	Dec	YTD 2019	Total 2018	Total 2017
Maternal Child / MOMS Services															
Client Caseload	67	66	67												
# of Client Admissions	19	12	18										49	143	181
# of Client Discharges	12	17	11										40	152	217
Maternal & Infant Office Visit**	5	2	11										18	79	99
Maternal & Infant Home Visit	68	48	59										175	618	918
Total Home & Office Visits	73	50	70	0	0	0	0	0	0	0	0	0	193	697	1017

SafeCare															
# of Clients in program	8	9	10										0	14	
# Home Visits	12	9	17										38	186	


On-Call (Weekend) Nursing Visits to Patients															
Maternal & Infant On Call Visits	0	0	0										0	0	0
Rabies On Call Vaccinations	1	1	0										2	50	36
TB DOT On Call Visits	0	0	0										0	18	9
Total # On-Call Visits	1	1	0	0	0	0	0	0	0	0	0	0	2	68	45

Total Home, Office, SafeCare, On-Call Visits	86	60	87	0	0	0	0	0	0	0	0	0	233	951	1062
---	-----------	-----------	-----------	----------	----------	----------	----------	----------	----------	----------	----------	----------	------------	------------	-------------

Childbirth Education															
# of Childbirth Education Classes	0	0	0											0	3
# of Childbirth Education Moms*	0	0	0											0	13

DOT = Direct Observe Therapy Visits

MOMS = Medicaid Obstetrical and Maternal Services

 Shaded areas indicate revisions from the previous report

* CBE Moms is duplicated count

** Office visit includes intake visits

Community Health Services Clinic Statistics	Jan	Feb	Mar	April	May	June	July	Aug	Sept	Oct	Nov	Dec	YTD 2019	Total 2018	Total 2017
Immunization Program (does not include counts for rabies vaccinations or PPD)															
Immunization Clients Served: Children	23	9	30										62	344	274
Immunization Clients Served: Age19 +	20	20	16										56	610	599
Total Immunization Clients	43	29	46	0	0	0	0	0	0	0	0	0	118	954	873
Immunizations Administered: Children	44	19	58										121	606	553
Immunizations Administered: Age 19 +	28	26	18										72	663	668
Total Immunizations Administered	72	45	76	0	0	0	0	0	0	0	0	0	193	1269	1221
# of Influenza Immunizations	17	3	9										29	661	591
# of All Other Immunizations	55	42	67										164	608	630
Rabies Vaccination Program (Internal data, reporting to NYSIS may be ongoing)															
Post-Exposure Clients	2	5	4										11	167	139
Post-Exposure Vaccinations	5	13	6										24	352	277
Tuberculosis Program															
Cumulative Active TB clients	2	2	2										2	7	5
Active TB Admissions	0	0	0										0	5	4
Active TB Discharges	0	1	0										1	4	3
Current Active Clients	2	1	1										N/A	N/A	N/A
TB Direct Observe Therapy Home Visits	21	10	0										31	417	353
# of Tuberculosis Screening Tests	11	10	21										42	236	231
Anonymous HIV Counseling & Testing Clinics															
# of HIV Clinics - including Walk-Ins	10	10	13										33	97	89
# of Clients Counseled & Tested	1	8	15										24	81	73
HIV Positive Eliza & Western Blot	0	0	0	0	0	0	0	0	0	0	0	0	0	0	2
Women, Infants, Children Clinic															
Monthly New Enrollments													0		535
Total Participants Served													0		5230
Participants w/Active Checks													0		1160
Total Enrolled (Summary is an Average)													0		1399
% No-Show															
% Active Participation															
% Caseload Target (FY17 Target = 1500)															

123 Red numbers indicate preliminary data; subject to revision

UA = Unavailable at this time



yellow cells are averages

This count includes TB DOT office visits for one client

Not yet available in NYWIC, new WIC system which went live in October

Children with Special Care Needs Division — (607) 274-6644

Children with Special Care Needs Highlights
March 2019

Staff Activities

Staff Committees & Meetings

- CSCN Software committee meets weekly (Michele Card, Cindy Lalonde, Barb Wright, Deb Thomas, Greg Potter IT Director and Roger Cotrofeld, IT)
- All staff attended CSCN Staff meeting 3/18/19
- Margo Polikoff attended the Health Equity conference 3/22/19 in Ithaca
- Erin Worsell attended the Fleet committee meeting 3/19/19
- Julie Norton attended TST CPSE Chairs Meeting @ TST BOCES 3/22/19

Staff Training

- Capri Prentice participated in the Transition Training webinar from NYSDOH BEI 3/12-3/13/19

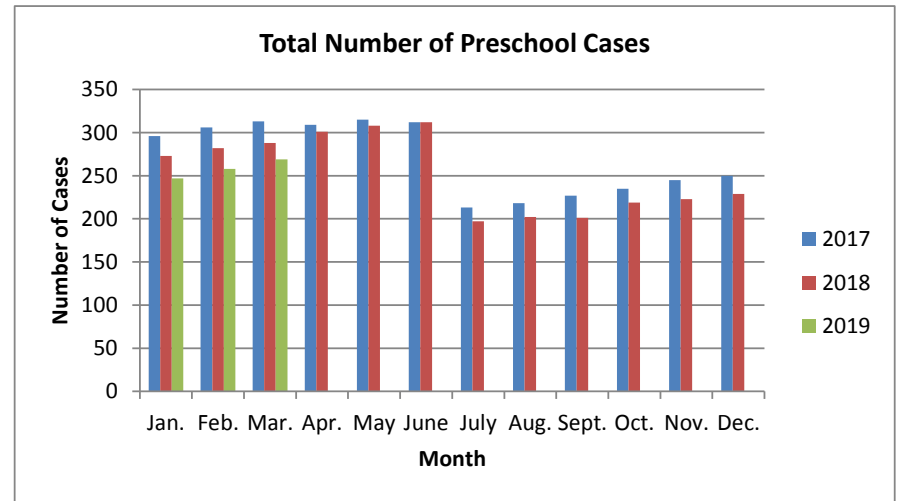
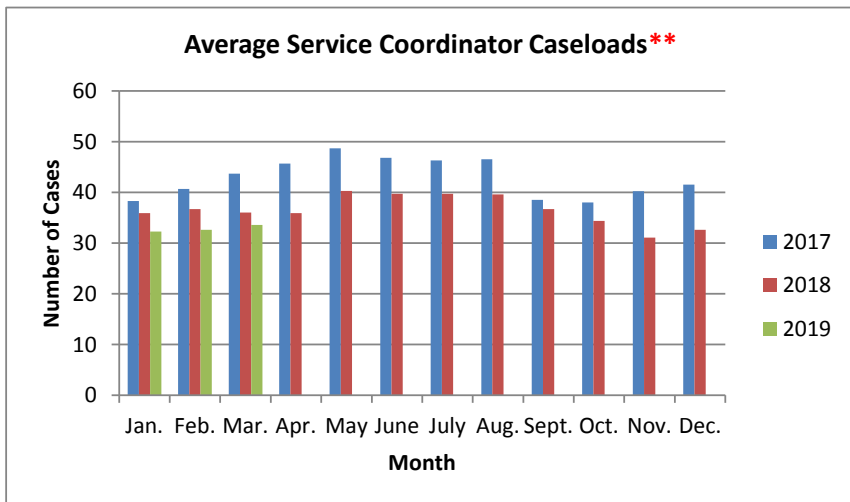
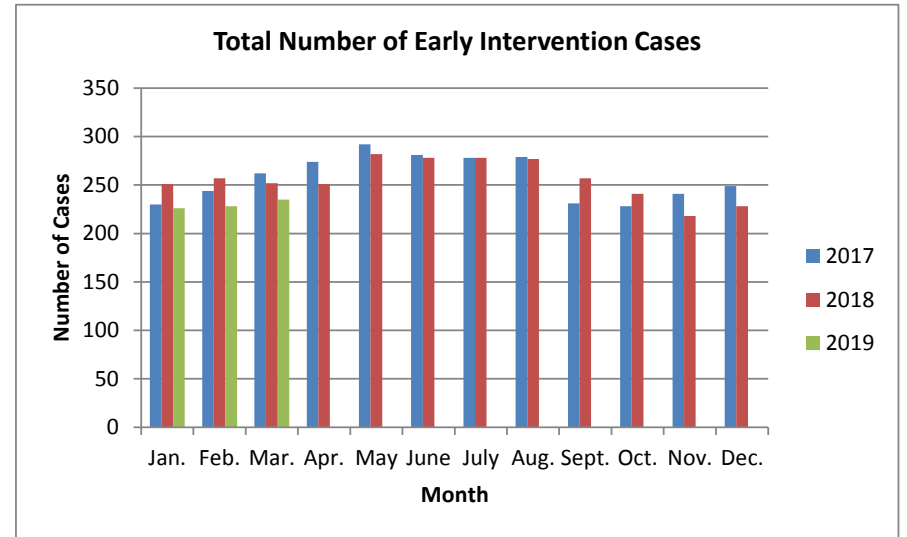
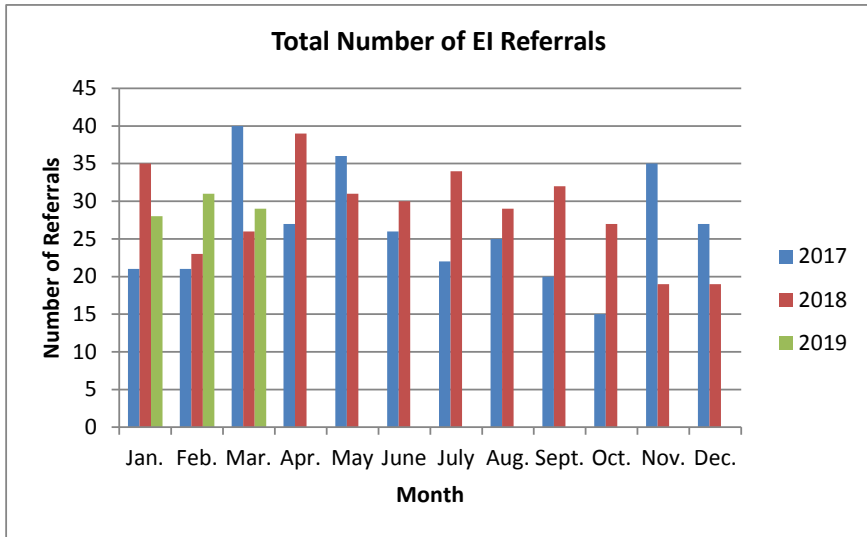
Division Managers

- Barb Wright and Deb Thomas met with Frank Kruppa and Brenda Grinnell Crosby- Budget meeting for mandated programs 3/19/19 and 3/26/19
- Cindy Lalonde and Deb Thomas did a presentation with Racker Centers Evaluation Team 3/27/19
- Barb Wright and Deb Thomas attended the All Management Meeting 3/12/19

Deb Thomas:

- Senior Leadership meeting 3/6/19 and 3/20/19
- CSCN program meeting with Frank Kruppa 3/20/19
- Fleet meeting 3/19/19
- BOH meeting 3/26/19
- Attended the Regional Early Childhood Coalition meeting in Penn Yan 3/29/19
- Viewed the NYSDOH BEI-EICC webex live meeting 3/13/19
- Early Childhood Development Coalition in Ithaca 3/4/19
- TST BOCES CPSE Chairs meeting 3/22/19
- Participated in a panel for viewing of *Raising of America* 3/5/19 and 3/28/19

Children with Special Care Needs Statistics Based on Calendar Year



****Average Service Coordinator Caseloads showing decrease due to increase in fully oriented Ongoing Service Coordinators**

**Children with Special Care Needs Division
Statistical Highlights 2019**

EARLY INTERVENTION PROGRAM

Number of Program Referrals	Jan	Feb	March	April	May	June	July	Aug	Sept	Oct	Nov	Dec	2019 Totals	2018 Totals
Initial Concern/reason for referral:														
-- DSS Founded Case	1	2											3	9
-- Gestational Age		1											1	10
-- Gestational Age/Gross Motor													0	1
-- Cognitive Delay													0	0
-- Global Delays													0	4
-- Hearing			1										1	7
-- Physical														
-- Feeding	1	2	1										4	13
-- Feeding & Gross Motor	1	2											3	1
-- Feeding & Social Emotional													0	0
-- Gross Motor	3	6	5										14	52
-- Gross Motor & Feeding													0	6
-- Gross Motor & Fine Motor	1												1	3
-- Fine Motor													0	3
-- Social Emotional	1	1	1										3	11
-- Social Emotional & Adaptive													0	0
-- Speech	18	15	20										53	181
-- Speech & Feeding			1										1	5
-- Speech & Fine Motor		1											1	1
-- Speech & Gross Motor													0	13
-- Speech & Sensory													0	1
-- Speech & Social Emotional	2												2	9
-- Adaptive													0	0
-- Adaptive/Sensory													0	3
-- Adaptive/Fine Motor													0	0
-- Qualifying Congenital / Medical Diagnosis			1										1	4
-- Child Find (At Risk)													0	5
Total Number of Early Intervention Referrals	28	31	29	0	0	0	0	0	0	0	0	0	88	342

Caseloads	Jan	Feb	March	April	May	June	July	Aug	Sept	Oct	Nov	Dec		
Total # of clients qualified and receiving svcs	199	196	208											
Total # of clients pending intake/qualification	27	32	27											
Total # qualified and pending	226	228	235	0	0	0	0	0	0	0	0	0		
Average # of Cases per Service Coordinator	32.3	32.6	33.6	0.0	0.0	0.0	0.0	0.0	0.0	0.0	0.0	0.0		

**Children with Special Care Needs Division
Statistical Highlights 2019**

EARLY INTERVENTION PROGRAM

Family/Client visits	Jan	Feb	March	April	May	June	July	Aug	Sept	Oct	Nov	Dec	2019 Totals	2018 Totals
-- Intake visits	22	27	33										82	293
-- IFSP Meetings	30	42	41										113	451
-- Amendments	13	4	14										31	237
-- Core Evaluations	19	16	27										62	270
-- Supplemental Evaluations	6	1	4										11	106
-- DSS Visit	0	0	0										0	0
-- EIOD visits	0	0	1										1	19
-- Observation Visits	45	41	51										137	571
-- CPSE meetings	6	7	5										18	81
-- Program Visit	0	2	0										2	2
-- Family Training/Team Meetings	1	0	0										1	10
-- Transition meetings	8	25	6										39	103
-- Other Visits	2	0	0										2	10
IFSPs and Amendments														
# of Individualized Family Service Plans Completed	30	42	36											461
# of Amendments to IFSPs Completed	20	14	20											349
Services and Evaluations Pending & Completed														
Children with Services Pending														
-- Audiological	0	0	0											
-- Feeding	1	1	0											
-- Nutrition	0	0	0											
-- Occupational Therapy	4	3	2											
-- Physical Therapy	1	2	2											
-- Social Work	0	0	2											
-- Special Education	1	4	1											
-- Speech Therapy	5	6	6											
# of Supplemental Evaluations Pending	5	4	10	0	0	0	0	0	0	0	0	0		
Type:														
-- Audiological	0	1	3											
-- Developmental Pediatrician	2	0	0											
-- Diagnostic Psychological	0	0	0											
-- Feeding	0	0	2											
-- Physical Therapy	2	1	0											
-- Speech	0	1	3											
-- Occupational Therapy	1	1	2											
-- Vision	0	0	0											
-- Other	0	0	0											

Children with Special Care Needs Division
Statistical Highlights 2019

EARLY INTERVENTION PROGRAM

Services and Evaluations Pending & Completed (continued)	Jan	Feb	March	April	May	June	July	Aug	Sept	Oct	Nov	Dec	2019 Totals	2018 Totals
# of Supplemental Evaluations Completed	6	4	7	0	0	0	0	0	0	0	0	0	17	129
Type:														
-- Audiological	0	1	3										4	33
-- Diagnostic Psychological	0	1	0										1	4
-- Developmental Pediatrician	0	0	0										0	3
-- Feeding	1	0	0										1	12
-- Occupational Therapy	3	1	2										6	36
-- Physical Therapy	0	1	0										1	10
-- Speech Therapy	2	0	2										4	31
-- Vision	0	0	0										0	0
-- Other	0	0	0										0	0
Diagnosed Conditions														
Autism Spectrum														
-- Children currently diagnosed:	1	2	1											
-- Children currently suspect:	16	15	15											
Children with 'Other' Diagnosis														
-- Agenesis of Corpus Collosum	1	1	1											
-- Athrogryposis	1	1	1											
-- Brain Anomalies	1	1	1											
-- Cardiac Anomaly	1	1	0											
-- Cerebral Palsy (CP)	2	2	2											
-- Chromosome Abnormality	0	0	1											
-- Cleft Lip/Palate	1	1	1											
-- Congenital CMV	1	1	1											
-- Cri Du Chat	1	1	1											
-- Crouzon Syndrome	1	1	1											
-- Cystic Fibrosis	1	1	1											
-- Down Syndrome	3	3	3											
-- Dysmorphic Features	1	1	0											
-- Feeding Difficulties	24	15	19											
-- Hearing Loss	4	4	4											
-- Hip Dysplasia	0	1	1											
-- Hirschsprung	1	1	1											
-- Hydrocephalus	2	1	1											
-- Hypotonia	3	3	3											
-- Leukodystrophy	0	1	1											
-- Macrocephaly	2	2	2											
-- Microcephaly	1	1	1											
-- Noonan's Syndrome	1	1	1											
-- Osteogenesis Imperfecta	1	1	1											
-- Plagiocephaly	1	2	2											
-- Polymicrogyria (PMG)	1	1	1											
-- Prematurity	15	13	14											
-- Pyriform Aperture Stenosis w/ Hard Palate Cleft	1	1	1											
-- Reduction of Upper Limb	0	1	1											
-- Spina Bifida	1	1	1											
-- Te Fistula	0	1	0											
-- Torticollis	3	4	3											

**Children with Special Care Needs Division
Statistical Highlights 2019**

EARLY INTERVENTION PROGRAM

Diagnosed Conditions (continued)	Jan	Feb	March	April	May	June	July	Aug	Sept	Oct	Nov	Dec	2019 Totals	2018 Totals
Early Intervention Discharges														
-- To CPSE	0	0	0										0	78
-- Aged out	2	0	1										3	4
-- Declined	2	2	2										6	67
-- Skilled out	1	0	2										3	39
-- Moved	3	2	2										7	25
-- Not Eligible	7	4	6										17	118
-- Other	0	2	0										2	28
Total Number of Discharges	15	10	13	0	0	0	0	0	0	0	0	0	38	359
Child Find														
Total # of Referrals	0	0	0										0	14
Total # of Children in Child Find	8	7	6											
Total # Transferred to Early Intervention	0	0	0										0	5
Total # of Discharges	2	2	1										5	2

**Children with Special Care Needs Division
Statistical Highlights 2019**

PRESCHOOL SPECIAL EDUCATION PROGRAM

Clients Qualified and Receiving Services	Jan	Feb	March	April	May	June	July	Aug	Sept	Oct	Nov	Dec	2019 Totals	2018 Totals
Children per School District														
-- Ithaca	120	125	129											
-- Dryden	53	57	61											
-- Groton	15	18	21											
-- Homer	0	0	0											
-- Lansing	18	18	19											
-- Newfield	24	24	24											
-- Trumansburg	15	14	14											
-- Spencer VanEtten	1	1	1											
-- Newark Valley	1	1	0											
-- Odessa-Montour	0	0	0											
-- Candor	0	0	0											
-- Moravia	0	0	0											
-- Cortland	0	0	0											
Total # of Qualified and Receiving Services	247	258	269	0	0	0	0	0	0	0	0	0		

Services Provided	Jan	Feb	March	April	May	June	July	Aug	Sept	Oct	Nov	Dec		
Services /Authorized by Discipline														
-- Speech Therapy (individual)	144	146	165											
-- Speech Therapy (group)	11	12	13											
-- Occupational Therapy (individual)	48	51	55											
-- Occupational Therapy (group)	2	3	4											
-- Physical Therapy (individual)	23	24	25											
-- Physical Therapy (group)	0	0	0											
-- Transportation														
-- Birnie Bus	30	30	29											
-- Ithaca City School District	42	43	43											
-- Parent	4	4	5											
-- Service Coordination	24	27	26											
-- Counseling (individual)	36	42	43											
-- 1:1 (Tuition Program) Aide	6	6	6											
-- Special Education Itinerate Teacher	31	32	32											
-- Parent Counseling	30	32	34											
-- Program Aide	1	1	1											
-- Teaching Assistant	0	0	0											
-- ASL Interpreter	0	0	0											
-- Audiological Services	4	4	4											
-- Teacher of the Deaf	2	2	2											
-- Auditory Verbal Therapy	0	0	0											
-- Teacher of the Visually Impaired	0	0	0											
-- Nutrition	4	4	5											
-- Assistive Technology Services	0	0	0											
-- Skilled Nursing	0	0	0											
-- Vision	0	0	0											
Total # of children rcvg. home based related svcs.	171	171	230											

Children with Special Care Needs Division
Statistical Highlights 2019

PRESCHOOL SPECIAL EDUCATION PROGRAM

Number of Children Served Per School District Attending Tuition Based Programs	Jan	Feb	March	April	May	June	July	Aug	Sept	Oct	Nov	Dec	2019 Totals	2018 Totals
-- Ithaca	42	43	43											
-- Dryden	18	18	18											
-- Groton	2	2	2											
-- Lansing	3	3	3											
-- Newfield	5	5	5											
-- Trumansburg	6	6	5											
-- Odessa-Montour	0	0	0											
-- Spencer VanEtten	0	0	0											
-- Moravia	0	0	0											
-- # attending Franziska Racker Centers	46	47	46											
-- # attending Ithaca City School District	30	30	30											
Total # attending Special Ed Integrated Tuition Progr.	76	77	76	0	0	0	0	0	0	0	0	0		

Municipal Representation Committee on Preschool Special Education	Jan	Feb	March	April	May	June	July	Aug	Sept	Oct	Nov	Dec	2019 Totals	2018 Totals
-- Ithaca	19	18	26										63	205
-- Candor	0	0	0										0	0
-- Dryden	9	5	5										19	102
-- Groton	1	0	2										3	22
-- Lansing	2	0	0										2	15
-- Newfield	1	1	2										4	40
--Trumansburg	1	0	4										5	21

ENVIRONMENTAL HEALTH DIVISION
<http://www.tompkinscountyny.gov>

Ph: (607) 274-6688
Fx: (607) 274-6695

ENVIRONMENTAL HEALTH HIGHLIGHTS March 2019

Outreach and Division News

OWTS Inspectors Find Bad Tanks: During the course of Onsite Wastewater Treatment System (OWTS) inspections in March, Environmental Health inspectors discovered a batch of septic tanks that had been incorrectly assembled at the factory. EH staff worked with contractors and the wholesaler, who contacted the factory, to prevent the further distribution of the backwards tanks. Three tanks had been installed and were replaced by the wholesaler at no cost to the homeowners.

Rabies Services Appreciated: Cynthia Mosher was recently forwarded an article by a grateful Tompkins County resident. The article recounts the author's rabies education after being bitten by a dog and his experience with the Health Department. The author discusses how appreciative he is that there is a system in place to protect people from rabies and that he was unaware of this program.

<https://www.sidewalkpsychotherapist.com/blog/2019/1/16/the-sidewalk-psychotherapist-saved-by-the-county>

T-21 in NYS Budget: Two of the Governor's proposals related to tobacco prevention and control endured the negotiation process and were enacted as part of the executive budget. Any retailers selling e-liquid will now have to register with NYS Department of Tax and Finance, with a \$300 annual registration fee. The registration requirement affords Adolescent Tobacco Use Prevention Act (ATUPA) enforcement to be applied to these newly registered retailers, working to prevent sales to underage purchasers. Additionally, there will be a 20% sales tax on the retail price of e-liquid or any product containing e-liquids. It is not known when NYSDOH will provide additional information on how and when to implement these changes in the Division's ATUPA program.

State Septic System Replacement Fund: Liz Cameron filed with the NYS Environmental Facilities Corporation (EFC) the required annual report for the first year of the State Septic System Replacement Fund. For the program, the Environmental Health Division notified almost 500 owners of properties located within 250' of Cayuga Lake with on-site sewage systems. As of March 25, the Health Department has issued awards for 6 properties. Construction has been completed on one property and funds totaling \$5000 reimbursed. The four awards awaiting construction total \$32,400. Three property owners expressed interest in the program but withdrew at various early stages of consideration. We currently have at least one additional property owner interested in the program.

Accela: EH continues to meet approximately weekly with ITS to address issues with and improvements to the Accela software program. One of the highest priorities is to resolve the current inability for online credit card transactions through Official Payments to transfer to Accela. ITS believes that this problem was resolved with the new updates to Accela; however, when the updates were applied to our Accela-Test system, the public portal ACA can no longer be accessed. ITS is trying to work with Accela to identify the remedy to this new problem.

In a more immediately successful effort, Janice Wood has started digitizing historical spill records and uploading them to Accela. This will eventually decrease our paper files for these records in our office. The more immediate benefit is that records can now be rapidly located and distributed in response to FOIL requests or other needs.

Training: On March 27, Scott Freyburger, Cynthia Mosher, and Liz Cameron participated in the NYSACHO 2019 Environmental Health Summit. The summit focused on *Legionella* and included presentations on the history of legionellosis outbreak investigations; legionellosis trends nationally and in New York State; regulations, policies and practices; and resources available to local health departments.

Rabies Control Program

There was one confirmed case of rabies found in a bat during March 2019. The bat bit a person while being handled, was euthanized, and then submitted for testing. Bats will begin to migrate from winter hibernaculums and start to appear in homes for a brief period as females begin to search for nesting sites. Bat exclusion repairs should be performed once there are three nights in a row that stay above 50 degrees F. The Health Department began outreach efforts regarding bat exclusion through social media and to the Landlords Association.

Five spring rabies clinics are scheduled to occur during the first three weeks of May.

Key Data Overview				
	This Month	YTD 2019	YTD 2018	TOTAL 2018
Bites¹	23	65	49	306
Non Bites²	4	24	19	226
Referrals to Other Counties	0	5	7	37
Submissions to the Rabies Lab	8	34	27	222
Human Post-Ex Treatments	5	16	13	144
Unvaccinated Pets 6-Month Quarantined³	0	2	1	3
Unvaccinated Pets Destroyed⁴	0	0	0	0
Rabid Animals (Laboratory Confirmed)	1	4	2	18

¹"Bites" include all reported bites inflicted by mammals and any other wounds received while saliva is present.

²"Non-bites" include human exposures to saliva of potentially rabid animals. This also includes bats in rooms with sleeping people or young children where the bat was unavailable for testing.

³When an otherwise healthy, unvaccinated pet has contact with a rabid animal, or suspect rabid animal, that pet must be quarantined for 6 months or euthanized. Quarantine must occur in a TCHD-approved facility (such as a kennel) at the owner's expense. If the pet is still healthy at the end of 6 months, the exposure did not result in rabies and the pet is released.

⁴ Pets must be euthanized if they are unvaccinated and have been in contact with a rabid or suspect rabid animal and begin to display signs consistent with rabies. Alternatively, a pet is euthanized if a prescribed 6-month quarantine cannot be performed or the owners elect euthanasia instead of quarantine.

Reports by Animal Type												
	Bites				Animals sent to the NYS Rabies Laboratory				Rabid Animals			
	Mo	YTD 2019	YTD 2018	Total 2018	By TCHD	By Cornell	Totals		Mo	YTD 2019	YTD 2018	Total 2018
							Mo	YTD				
Cat	13	25	17	115	0	1	1	2	0	0	0	0
Dog	9	38	28	158	0	0	0	3	0	0	0	0
Cattle	0	0	0	1	0	0	0	3	0	1	0	0
Horse/Mule	0	0	0	0	0	0	0	0	0	0	0	0
Sheep/Goat	0	0	0	0	0	0	0	0	0	0	0	0
Domestic	0	0	0	0	0	0	0	0	0	0	0	0
Raccoon	0	0	0	5	0	0	0	2	0	1	0	5
Bats	1	1	1	10	5	1	6	18	1	1	0	7
Skunks	0	0	1	3	0	0	0	1	0	0	1	1
Foxes	0	0	1	6	0	1	1	2	0	1	1	3
Other Wild	0	1	1	8	0	0	0	3	0	0	0	2
Totals	23	65	49	306	5	3	8	34	1	4	2	18

Food Program

The results of food service establishment inspections conducted in Tompkins County can be viewed directly on the Environmental Health website (<http://www.tompkinscountyny.gov/health/eh/food/index>) or through the Tompkins County Mapping Portal (<https://tompkinscounty.maps.arcgis.com/apps/Style/index.html?appid=2768bd8c8b584d8a9155b60281ba477b>). Inspections can be sorted to meet the needs of the viewer (by facility, date, etc.) by clicking on the column heading of interest. These are valuable tools for easily providing information to the public.

***Routine facility inspections** are conducted to protect public health. The inspections are made without advance notice to ensure that food processes are adequate, safe, and meet code requirements. It is important to keep in mind that inspections are only a "snapshot" in the entire year of a facility's operation and they are not always reflective of the day-to-day operations and overall condition of the operation.*

The following inspections were conducted with no critical violation(s) noted:

Atlas Bowl, V-Trumansburg	ICSD – Fall Creek Elementary School, C-Ithaca
Auntie Anne's, V-Lansing	ICSD – Ithaca High School, C-Ithaca
The Bistro @ La Tourelle, T-Ithaca	ICSD – Lehman Alternative Community School, C-Ithaca
BOCES – Darwin C. Smith, T-Ithaca	ICSD – South Hill Elementary School, C-Ithaca
Cayuga Lake Creamery, Throughout Tompkins	Insomnia Cookies, C-Ithaca
Chatty Cathy, C-Ithaca	Ithaca Ale House, C-Ithaca
CU – 104 West, C-Ithaca	La Tourelle Catering, T-Ithaca
CU – Becker House, C-Ithaca	Maccormick Center, T-Caroline
CU – Robert Purcell Dining, C-Ithaca	McDonald's – Dryden, V-Dryden
CU – Trillium, C-Ithaca	McGraw House, C-Ithaca
Downtown Children's Center, C-Ithaca	Meadow Court – Royal Court Restaurant, C-Ithaca
Dryden Middle School, T-Dryden	Newfield Elementary School, T-Newfield
Dryden Queen Diner, T-Ithaca	Newfield Middle/High School, T-Newfield
Dunkin Donuts – Dryden, V-Dryden	Northstar House, C-Ithaca
Dunkin Donuts – East Hill, T-Ithaca	Panera Bread Bakery – Café #1381, C-Ithaca
Finger Lakes Music Bar, C-Ithaca	Pizza & Bones, V-Dryden
Finger Lakes Residential Center, T-Lansing	Regal Cinema 14, V-Lansing
Franziska Racker Centers, T-Ithaca	Ruloff's, C-Ithaca
Gimme Coffee – Coco, V-Cayuga Heights	Sammy's Pizzeria, C-Ithaca
Groton Elementary School, V-Groton	Starbucks Coffee Company #11932, C-Ithaca
Groton Junior/Senior High School, V-Groton	Tompkins County Jail, V-Lansing
Hawi Ethiopian Cuisine, C-Ithaca	Trumansburg Elementary School, V-Trumansburg
ICSD – Belle Sherman Annex, C-Ithaca	Trumansburg High School, V-Trumansburg
ICSD – Belle Sherman Elementary School, C-Ithaca	Trumansburg Middle School, V-Trumansburg
ICSD – Boynton Middle School, C-Ithaca	
ICSD – Enfield Elementary School, T-Enfield	

The Hazard Analysis Critical Control Point (HACCP) Inspection is an opportunity for the establishment to have the health department review food processes in the facility to make sure that all potential hazards are identified and to assure that the best food safety practices are being used.

HACCP Inspections were conducted at the following establishments:

Bol, C-Ithaca

Re-Inspections are conducted at any establishments that had a critical violation(s) to ensure that inadequate or unsafe processes in a facility have been corrected.

The following re-inspections were conducted with no violations noted:

AGAVA, T-Ithaca	Mitsuba Hibachi Sushi Restaurant, V-Lansing
CU – Dairy Barn, T-Ithaca	Seabring Inn, T-Newfield
Dolce Delight, T-Ithaca	Spicy Asian, C-Ithaca
Fat Jacks BBQ, C-Ithaca	Spring Buffet, C-Ithaca
Friendly's #7450, V-Lansing	Ten Forward Café, C-Ithaca
Kung Fu Tea, C-Ithaca	Thai Basil, C-Ithaca
Mahogany Grill, C-Ithaca	

Critical violations may involve one or more of the following: *the condition of food (e.g. food that may be at improper temperatures on delivery or damaged by rodents), improper food cooking and storage temperatures (e.g. food cooked to and/or held at improper temperatures), improper food preparation practices (e.g. preparing ready-to-eat foods with bare hands), and water and/or sewage issues (e.g. low disinfection levels in the water system). These critical violations relate directly to factors that could lead to food related illness.*

Critical Violations were found at the following establishments:

Spicy Asian, C-Ithaca

Potentially hazardous foods were not kept at or below 45°F in cold holding. Products in cold holding were observed to be at 56°F. The product was discarded during the inspection.

Kung Fu Tea – Collegetown, C-Ithaca

Potentially hazardous foods were not kept at or above 140°F in hot holding. Product in hot holding was observed to be at 137°F. The facility has a waiver for time as a public health control for this product but was not maintaining temperature log sheets as required.

U Tea, C-Ithaca

Potentially hazardous foods were not stored under refrigeration. Products on a counter were observed to be at 74°F and 82°F. The facility has a waiver for time as a public health control for the products but was not maintaining temperature log sheets as required.

Seabring Inn, T-Newfield

Cooked or prepared foods were subject to cross-contamination from raw foods. Storage was rearranged during the inspection.

Old Mexico, C-Ithaca

Potentially hazardous foods were not cooled by an approved method. Two products in refrigerated storage were observed to have been cooled using unapproved methods. The products were discarded during the inspection.

Friends & Pho, V-Lansing

Potentially hazardous foods were not kept at or below 45°F during cold holding. Product in cold holding was observed to be at 50°F. The product was removed from service and rapidly chilled to 45°F or less before use.

Hotel Ithaca, C-Ithaca

Food was adulterated on premises in three locations. The food products were discarded during the inspection.

Plum Tree Japanese Restaurant, C-Ithaca

Food workers prepared ready to eat food products without washing hands and changing gloves in between.

Cooked or prepared foods were subject to cross-contamination from raw foods. Product was discarded during the inspection.

An accurate thermometer was not available to evaluate potentially hazardous foods during cooking, cooling, reheating and holding. The thermometer in use was observed to be off by 10°F and was recalibrated during the inspection.

Potentially hazardous foods were not stored under refrigeration. Products on a counter were observed to be at 50-51°F. The products were removed from service and placed in refrigerated storage to be rapidly chilled to 45°F or less before use.

Linda's Corner Diner, T-Lansing

Water/ice was unsafe. The facility is required to maintain a free chlorine residual on their water system at all times of operation. At the time of the inspection no chlorine residual was available in the system. A Boil Water Notice was issued during the inspection.

Dryden Veterans Memorial Home, T-Dryden

Cooked or prepared foods were subject to cross-contamination from raw foods. Storage was rearranged during the inspection.

Foodnet Central Kitchen, V-Lansing

Potentially hazardous foods were not cooled by an approved method. Product in a cooler was observed to be at 50-51°F. The product had been cooked and placed in the unit the previous day. The product was discarded during the inspection.

Casablanca Mediterranean Cuisine & Pizzeria, C-Ithaca

Potentially hazardous foods were not stored under refrigeration. Product in a display for customer service was observed to be at 75-80°F. The facility has a waiver for time as a public health control for this product but was not maintaining temperature log sheets as required.

Shahi Pakwan, C-Ithaca

Food from an unapproved source was found on premises. The product was discarded during the inspection.

Potentially hazardous foods were not kept at or above 140°F during hot holding. Products in hot holding were observed to be at 108°F and 80-87°F. The facility has a waiver for time as a public health control for this product but was not maintaining temperature log sheets as required.

Temporary Food Service Operation Permits are issued for single events at one location. The Food Protection Program ***issued 27 temporary permits.***

Temporary food operation inspections are conducted to protect public health. The inspections are made without advance notice to ensure that the food processes at the event are adequate, safe, and meet code requirements. The operation must correct Critical Violations during the inspection. When a Temporary Food Operation has Critical Violation/s, a re-inspection is conducted when the event is longer than one day.

The following inspections were conducted with no violation(s) noted:

Cornell Society of Women Engineers – St. Patty's Ice Cream Floats, C-Ithaca
Cornell Taiwanese American Society at 2019 Asia Night, C-Ithaca
Fire Dawgs BBQ & Catering – Hopshire Brunch, T-Dryden
Pi Delta Psi Fraternity at 2019 Asia Night, C-Ithaca
Project Hope at Cornell Asia Night, C-Ithaca

Critical Violations were found at the following establishments:**ASHA Cornell Spring Dinner, C-Ithaca**

Potentially hazardous foods were held at an improper temperature. Products for service were observed to be at 114°F and 86°F. The products were removed from service and rapidly reheated to 165°F or above before use.

Asian American Intersarsity at 2019 Asia Night, C-Ithaca

Potentially hazardous food was held at an improper temperature. Product in cold holding was observed at 54°F. The product was rapidly chilled to 45°F or less before use.

Pre-Operational inspections are conducted, following a thorough review of proposed plans, at new or extensively remodeled facilities to ensure code compliance prior to opening to the public.

The following pre-operational inspections were conducted:

Brew 22 Coffee & Espresso, T-Dryden

Plans Approved:

Dryden Middle/High School, T-Dryden

New Permits Issued:

Brake from the Grind, Throughout Tompkins
 Brew 22 Coffee & Espresso, T-Dryden
 Casca Deli, C-Ithaca
 On a Roll Catering, T-Dryden
 Power Full Food, Throughout Tompkins
 West Indies Flavor, Throughout Tompkins

The Food Protection Program received and investigated two complaints related to issues and/or problems at permitted food service establishments.

Engineering Plans Received

- OWTS Plan for New Construction – Town of Newfield
- Public Water System – Brewers Café and Tap House
- Public Water System – Winthrop Dr. Town of Ithaca Water Main Replacement

Problem Alerts/Emergency Responses

- A boil water order (BWO) was issued to Longhouse Coop, T- Ithaca, due to no chlorine in the distribution system on March 7th. Chlorine was restored and the BWO was released on April 4th following the receipt of satisfactory bacteriological sample results.
- A boil water order (BWO) was issued to Linda's Diner, T- Lansing, due to no chlorine in the distribution system on March 12th. The facility has reportedly not been operating. TCHD is awaiting confirmation of future status.
- A boil water order (BWO) was issued to Blue Water Apartments, V- Freeville, due to no chlorine in the distribution system on March 13th. Chlorine was restored and the BWO was released on April 1st following the receipt of satisfactory bacteriological sample results.

- A boil water order (BWO) was issued to Boiceville Apartments, T- Caroline, due to no chlorine in the distribution system on March 26th. Chlorine was restored and the BWO was released on March 29th following the receipt of satisfactory bacteriological sample results.

Childhood Lead Program

CHILDHOOD LEAD PROGRAM	MONTH	YTD 2019	YTD 2018	TOTAL 2018
A: Active Cases (total referrals):				
A1: # of Children w/ BLL>19.9ug/dl	0	0	0	1
A2: # of Children w/ BLL 10-19.9ug/dl	0	0	0	5
B: Total Environmental Inspections:				
B1: Due to A1	0	0	0	1
B2: Due to A2	0	0	0	5
C: Hazards Found:				
C1: Due to B1	0	0	0	1
C2: Due to B2	0	0	0	5
D: Abatements Completed:	0	0	0	0
E: Environmental Lead Assessment Sent:	0	0	0	2
F: Interim Controls Completed:	0	0	0	0
G: Complaints/Service Requests (w/o medical referral):	3	8	12	54
H: Samples Collected for Lab Analysis:				
- Paint	0	0	0	5
- Drinking Water	0	0	0	0
- Soil	0	0	0	0
- XRF	0	0	0	5
- Dust Wipes	0	0	0	6
- Other	0	0	0	1

Quarterly Overview of Accela/Accela Citizen Access (ACA) Records:

For the period of January 1 through March 31, 111 permit applications (26% of the 430 total applications that can be received through Accela Citizen Access) and 66 payments in the amount of \$11,829 were received electronically.

The following is a breakdown of permit records by program for the 1st quarter of 2019.

Program	Total Records Processed			Total Records Processed Electronically		
	1st Quarter	YTD 2019	Total 2018	1st Quarter	YTD 2019	Total 2018
Ag Fairground/Mass Gathering	0	0	2	0	0	0
Campground	4	4	9	0	0	2
Childrens' Camp	2	2	33	0	0	5
Complaints	23	23	166	*	0	*
Enforcement/NOV	33	33	156	*	0	*
Food Service Establishments	126	126	534	9	0	28
Individual Water	11	11	64	*	0	*
Information Requests	0	0	75	*	0	*
Mobile Home Park	1	1	42	0	0	0
OWTS	48	48	254	5	0	51
Other (Admin)	83	83	42	*	0	*
Plan Review	8	8	52	*	0	*
Public Water	147	147	143	1	0	9
Swimming Pool/Beaches	2	2	58	0	0	23
Temporary Food	99	99	408	96	0	375
Temp. Residence	1	1	36	0	0	13
Total	588	588	2074	111	0	506

*Not available in ACA

Official Payments/AA not transferring data (records manually received by Support Staff)

Summary of Open BOH Enforcement Actions:

Date of BOH Action	Facility	Owner/ Operator	Basis for Action	Penalty Assessed	Next BOH Order Deadline	Status
3/26/19	Easy Wok	Easy Wok Restaurant Inc	Food Service Establishment – Repeat Critical Violations	\$400	Payment due 5/15/19.	Monitoring Compliance
3/26/19	Corelife Eatery	Core Life of Ithaca, LLC	Food Service Establishment – Violation of Board of Health Orders	\$800	Payment due 5/15/19.	Monitoring Compliance
3/26/19	Casper's	Kevin Griffin	Food Service Establishment – Violation of Board of Health Orders	\$500	Payment due 5/15/19.	Monitoring Compliance
3/26/19	Fat Jack's BBQ	Geoffrey Tyrrell	Food Service Establishment – Operating without a Permit	\$200	Payment due 5/15/19.	Monitoring Compliance
3/26/19	Ithaca Marriott FSE	Hotel Ithaca, LLC	Food Service Establishment – Repeat Critical Violations	\$400	Payment due 5/15/19.	Monitoring Compliance
3/26/19	Mix Social Dining	Mix Social Dining Inc	Food Service Establishment – Repeat Critical Violations	\$400	Payment due 5/15/19.	Monitoring Compliance
3/26/19	Moe's Southwest Grill	Southwest Grill of NY LLC	Food Service Establishment – Repeat Critical Violations	\$400	Payment due 5/15/19.	Monitoring Compliance
12/04/18	Finger Lakes GrassRoots Festival	Finger Lakes GrassRoots Festival Org.	Mass Gathering, Campground, Public Water Systems Violations	\$2,500 (paid)	Submit initial Mass Gathering Application by 4/1/19.	Monitoring Compliance – Under TCHD Review
12/04/18	Taste of Thai	Sadudee Pancharoen	Food Service Establishment – Violation of Board of Health Orders	\$1,500 (paid \$900)	4 th Payment of \$300 due 4/15/19.	Monitoring Compliance



Your Partner for a Healthy Community

Frank Kruppa
Public Health Director
55 Brown Road
Ithaca, NY 14850-1247

ENVIRONMENTAL HEALTH DIVISION
www.tompkinscountyny.gov/health/eh

Ph: (607) 274-6688
Fx: (607) 274-6695

CERTIFIED, REGULAR, & ELECTRONIC MAIL

March 21, 2019

Tony Busse
331 Willow Walk Lane
Knoxville, TN 37922

**Re: Tompkins County Board of Health Draft Resolution # EH-ENF-19-0006
TOSA Apartments, T-Dryden**

Dear Tony Busse:

Thank you for signing the Stipulation Agreement on March 13, 2019 for TOSA Apartments.

Enclosed is a copy of the Draft Resolution that the Tompkins County Board of Health will consider at its meeting on **Tuesday, April 23, 2019**. You or a representative has the right to speak to the Board for a few minutes prior to them taking action. If you wish to speak to the Board, please contact Skip Parr or me at (607) 274-6688 at least one day before the meeting. If you plan to attend, please arrive by 12:00 p.m. (noon).

Sincerely,

C. Elizabeth Cameron, P.E.
Director of Environmental Health

Enclosure (s) – Draft Resolution, Stipulation Agreement and Orders, and Case Summary

pc: F:\EH\WATER (SW)\Public Water (SW)\Facilities (SW-4)\Apartments (SC-9)\Tosa\Enforcement\2019\Draft Resolution 19-0006.docx
ec: Tompkins County Board of Health (via; Brittni Griep)
John Strepelis, P.E., NYSDOH; CEO T-Dryden; Supervisor T-Dryden; Martha Robertson, TC Legislature; TCHD:
Elizabeth Cameron, P.E., Director of Environmental Health; Frank Kruppa, Public Health Director; Adriel Shea; Chris
Laverack; Skip Parr; Brenda Coyle; Shelley Comisi
scan: Signed copy to Accela

ENVIRONMENTAL HEALTH DIVISION
www.tompkinscountyny.gov/health/eh

Ph: (607) 274-6688
Fx: (607) 274-6695

DRAFT RESOLUTION # EH-ENF-19-0006 FOR

TOSA Apartments
Tony Busse, Owner
1289 Ellis Hollow Rd, (T) Dryden

Whereas, operators of public water systems are required to comply with Subpart 5-1 of the New York State Sanitary Code (NYSSC); **and**

Whereas, TOSA Apartments is a public water system with six service connections; **and**

Whereas Subpart 5-1.51(b) of the NYSSC requires TOSA apartments to submit quarterly total coliform sampling results and an annual nitrate sample result to the Tompkins County Health Department (TCHD); **and**

Whereas, TOSA Apartments did not submit the 2018 annual nitrate sample result and the 2018 second and fourth quarter total coliform sample results to the TCHD; **and**

Whereas, Subpart 5-1.72(c)(1) of the NYSSC requires TOSA Apartments to submit monthly operating reports by the 10th of the following month to the TCHD; **and**

Whereas, TOSA Apartments did not submit the 2018 monthly operating reports (MORs) for the months of June, July, and August. Of the 2018 MORs submitted by TOSA Apartments, only the March report was received by the 10th of the following month; **and**

Whereas, Tony Busse, Owner, signed a Stipulation Agreement with Public Health Director's Orders on March 13, 2019, agreeing that TOSA Apartments violated these provisions of the New York State Sanitary Code; **now therefore be it**

Resolved, on recommendation of the Tompkins County Board of Health,
That Tony Busse, Owner, is ordered to:

1. Pay a penalty of \$500 for these violations, **due by June 14, 2019.** (Do Not submit penalty payment until notified by the Tompkins County Health Department.); **and**
2. Submit total coliform sample results for TOSA Apartments each quarter of operation **by the 10th day of the following month; and**
3. Submit completed monthly operation reports for TOSA Apartments of daily free chlorine residual readings **by the 10th day of the following month** for every month; **and**
4. Submit the 2019 annual nitrate sample for TOSA Apartments by **April 15, 2019.** Beginning in 2020, and for every year thereafter an annual nitrate sample will be collected within the calendar year and the sample result will be submitted to TCHD no later than the 15th of the following January; **and**
5. Comply with all the requirements of Subpart 5-1 of the NYSSC.



Your Partner for a Healthy Community

SCANNED

RECEIVED

MAR 13 2019

Frank Kruppa
Public Health Director
55 Brown Road
Ithaca, NY 14850-1247

ENVIRONMENTAL HEALTH DIVISION
www.tompkinscountyny.gov/health/eh

Ph: (607) 274-6688
Fx: (607) 274-6695

STIPULATION AGREEMENT AND ORDERS # EH-ENF-19-0006

**Tosa Apartments
Tony Busse, Owner/Operator
1289 Ellis Hollow Rd, (T) Dryden**

I, Tony Busse, as a representative for Tosa Apartments, agree that I am in violation of:

Subpart 5-1.51(b) of the New York State Sanitary Code (NYSSC) for not submitting the required 2018 nitrate sample result and the required total coliform sampling results for the second and fourth quarters of 2018; **and**

Subpart 5-1.72(c)(1) of the NYSSC for not submitting monthly operating reports in 2018 for the months of June, July, August, and October.

I agree to pay a penalty not to exceed \$500 for these violations following adoption of a resolution by the Board of Health. (*Do not submit penalty payment until notified by the Tompkins County Health Department.*)

I acknowledge that previous violations have been cited in 2017 for failure to submit required total coliform sampling.

I also agree to comply with the following Orders when signed by the Tompkins County Public Health Director:

1. Submit total coliform sample results for TOSA Apartments each quarter of operation **by the 10th day of the following month; and**
2. Submit completed monthly operation reports for TOSA Apartments of daily free chlorine residual readings **by the 10th day of the following month** for every month; **and**
3. Submit the 2019 annual nitrate sample for TOSA Apartments by **April 15, 2019**. Beginning in 2020, and for every year thereafter an annual nitrate sample will be collected within the calendar year and the sample result will be submitted to TCHD no later than the 15th of the following January; **and**
4. Comply with all the requirements of Subpart 5-1 of the NYSSC.

I understand this agreement is offered as an alternative to a formal administrative hearing and that I am subject to further action if I fail to comply with the orders.

Signed: _____

Tony Busse

Date: March 13, 2019

Tony Busse is hereby ordered to comply with these Orders of the Public Health Director.

Signed: Brenda Kennel-Crosby

BK
Frank Kruppa
Public Health Director

Date: 3/19/19

ENVIRONMENTAL HEALTH DIVISION
www.tompkinscountyny.gov/health/eh

Ph: (607) 274-6688
Fx: (607) 274-6695

CASE SUMMARY – FOR RESOLUTION # EH-ENF-19-0006

**Tosa Apartments
Tony Busse, Owner
1289 Ellis Hollow Rd, (T) Dryden**

March 2019

Date	Action
3/14/2019	TCHD received a phone call from Tony Busse. Information that was shared with Alanie Woodin was provided to him. Mr. Busse indicated that he would sign the stipulation agreement.
3/13/2019	TCHD received phone call from Alanie Woodin, Leasing Agent for TOSA Apartments. The enforcement process, sampling requirements, and monitoring requirements were discussed with her. Alanie indicated she would relay the information to the owner.
3/1/2019	Stipulation agreement sent by TCHD. Office conference scheduled for 3/13/19.
2/8/2019	Tony Busse called TCHD and asked for the specific items they were delinquent on. TCHD staff went over both the missing sampling result submissions and missing MOR submissions. He stated he would research his files and supply us with the items he could find. He also shared the contact information of the new apartment manager that would handle taking and submission of all future samples and MOR's forms.
1/28/2019	NOV #EH-NOV-18-0061 issued for missing 4 th quarter total coliform result and the missing annual nitrate result for 2018.
1/14/2019	Reminder email sent by TCHD for missing 4th quarter total coliform sample result.
12/13/2018	Reminder email sent by TCHD for missing all missing 2018 MORs and 2 nd quarter total coliform result. Missing information was required to be provided by 1/11/19.
12/5/2018	Email sent by TCHD reminding owner that we had not yet received an annual nitrate result and that this sampling must be completed before the end of 2018. The reminder also stated that sampling results must be submitted to the Health Department by 1/10/2019.
10/18/2019	Two satisfactory 3 rd quarter total coliform samples and September MOR were received by TCHD.
10/17/2018	Reminder email sent by TCHD for missing 3 rd quarter total coliform sample result.
8/3/2018	NOV #EH-NOV-18-0061 issued for missing 2 nd quarter total coliform sample result.
7/19/2018	Reminder email sent by TCHD for missing 2 nd quarter total coliform sample result.

Inclusion Through Diversity

3/9/2018	NOV #EH-NOV-18-0010 issued for missing January MOR and missing reports and samples from 2017.
2/26/2018	Satisfactory 1 st quarter total coliform sample was received by TCHD.
2/01/2018	Satisfactory total coliform surveillance sample collected by TCHD. Water system inspection performed by TCHD.
2018 Monthly Operating Reports (MORs) Summary	<ul style="list-style-type: none"> • 3 out of 12 MORs not received (June, July, August) • 8 out of 9 MORs received by TCHD were received late • 10 email reminder notices were sent by TCHD to TOSA because of missing MORs • 6 NOVs were issued to TOSA by TCHD for missing MORs
<p>TOSA Apartments is a public water system with 6 service connections. Ground water from two drilled wells is treated with chlorine for disinfection.</p>	



Frank Kruppa
Public Health Director
55 Brown Road
Ithaca, NY 14850-1247

ENVIRONMENTAL HEALTH DIVISION
www.tompkinscountyny.gov/health/eh

Ph: (607) 274-6688
Fx: (607) 274-6695

CERTIFIED, REGULAR, & ELECTRONIC MAIL

March 26, 2019

Yi Mei Chi
Sushi Osaka 8 Inc.
9191 43rd Street, FL2
Brooklyn, NY 11219

**Re: Tompkins County Board of Health Draft Resolution # EH-ENF-19-0008
Sushi Osaka, Food Service Establishment, C-Ithaca**

Dear Yi Mei Chi:

Thank you for signing the Stipulation Agreement on March 15, 2019, for Sushi Osaka Restaurant.

Enclosed is a copy of the Draft Resolution that the Tompkins County Board of Health will consider at its meeting on **Tuesday, April 23, 2019**. You or a representative has the right to speak to the Board for a few minutes prior to them taking action. If you wish to speak to the Board, please contact Skip Parr or me at (607) 274-6688 at least one day before the meeting. If you plan to attend, please arrive by 12:00 p.m. (noon).

Sincerely,

C. Elizabeth Cameron, P.E.
Director of Environmental Health

Enclosure (s) – Draft Resolution, Stipulation Agreement and Orders, and Case Summary

pc: F:\EH\FOOD (SF)\FSE (SF)\Facilities (SF-4)\Sushi Osaka\Enforcement\Draft Res 19-0008.docx
ec: Tompkins County Board of Health (via; Brittni Griep; Shelley Comisi, TCHD)
Ithaca Building Department; Richard John, TC Legislature; TCHD: Elizabeth Cameron, P.E., Director of Environmental Health; Frank Kruppa, Public Health Director; Kristee Morgan; Skip Parr; Brenda Coyle
scan: Signed copy to Accela

ENVIRONMENTAL HEALTH DIVISION
www.tompkinscountyny.gov/health/eh

Ph: (607) 274-6688
Fx: (607) 274-6695

DRAFT RESOLUTION # EH-ENF-19-0008 FOR

**Sushi Osaka Restaurant
Sushi Osaka 8 Inc, Owner; Yi Mei Chi, Operator
113 East State Street, C-Ithaca
Ithaca, NY 14850**

Whereas, the owner/operator of a Food Service Establishment must comply with the regulations established under Part 14-1 of the New York State Sanitary Code (NYSSC); **and**

Whereas, it is a critical violation of Part 14-1 of the NYSSC to fail to maintain potentially hazardous foods under refrigeration; **and**

Whereas, on January 14, 2019, the Tompkins County Health Department (TCHD) observed critical violations including potentially hazardous foods that was not stored under refrigeration; **and**

Whereas, on February 6, 2019, the TCHD observed a repeat critical violation where potentially hazardous foods were not stored under refrigeration; **and**

Whereas, Yi Mei Chi, Operator, signed a Stipulation Agreement with Public Health Director's Orders on March 15, 2019, agreeing that Sushi Osaka violated these provisions of the New York State Sanitary Code; **now therefore be it**

**Resolved, on recommendation of the Tompkins County Board of Health,
That Sushi Osaka 8 Inc, Owner, is ordered to:**

1. Pay a penalty of \$400 for these violations, **due by June 15, 2019.** (**Do Not** submit penalty payment until notified by the Tompkins County Health Department.); **and**
2. Ensure that food workers use proper utensils to eliminate bare hand contact with cooked or prepared foods at all times; **and**
3. Store potentially hazardous food under refrigeration at all times except during necessary preparation or approved precooling procedures; **and**
4. Maintain temperatures logs in accordance with the issued waiver that allows for time to be used as a public health control; **and**
5. Comply with all the requirements of Subpart 14-1 of the New York State Code for Food Service Establishments.



Your Partner for a Healthy Community

Frank Kruppa
Public Health Director
55 Brown Road
Ithaca, NY 14850-1247

ENVIRONMENTAL HEALTH DIVISION
www.tompkinscountyny.gov/health/eh

Ph: (607) 274-6688
Fx: (607) 274-6695

STIPULATION AGREEMENT AND ORDERS # EH-ENF-19-0008

**Sushi Osaka Restaurant
Sushi Osaka 8 Inc, Owner; Yi Mei Chi, Operator
113 East State Street, C-Ithaca
Ithaca, NY 14850**

I, Yi Mei Chi, as a representative for Sushi Osaka 8 Inc, agree that on January 14, 2019, and February 6, 2019, Sushi Osaka was in violation of Subpart 14-1 of the New York State Sanitary Code for failure to store potentially hazardous foods under refrigeration except during necessary preparation and for failure to meet the conditions of the waiver using time as a public health control.

I agree to pay a penalty not to exceed \$400 for these violations following adoption of a resolution by the Board of Health. (**Do not submit penalty payment until notified by the Tompkins County Health Department.**)

I also agree to comply with the following Orders when signed by the Tompkins County Public Health Director:

1. Ensure that food workers use proper utensils to eliminate bare hand contact with cooked or prepared foods at all times; **and**
2. Store potentially hazardous food under refrigeration at all times except during necessary preparation or approved precooling procedures; **and**
3. Maintain temperatures logs in accordance with the issued waiver that allows for time to be used as a public health control; **and**
4. Comply with all the requirements of Subpart 14-1 of the New York State Code for Food Service Establishments.

I understand this agreement is offered as an alternative to a formal administrative hearing and that I am subject to further action if I fail to comply with the orders.

Signed: Yi Mei Chi Date: 03-15-2019

Sushi Osaka 8 Inc is hereby ordered to comply with these Orders of the Public Health Director.

Signed: Frank Kruppa Date: 3/19/19
Frank Kruppa
Public Health Director

RECEIVED

MAR 15 2019

TOMPKINS COUNTY
HEALTH DEPARTMENT



Frank Kruppa
Public Health Director
55 Brown Road
Ithaca, NY 14850-1247

ENVIRONMENTAL HEALTH DIVISION
www.tompkinscountyny.gov/health/eh

Ph: (607) 274-6688
Fx: (607) 274-6695

CASE SUMMARY – FOR RESOLUTION # EH-ENF-19-0008

**Sushi Osaka Restaurant
Sushi Osaka 8 Inc, Owner; Yim Mei Chi, Operator
113 East State Street, C-Ithaca
Ithaca, NY 14850**

March 2019

Date	Action
3/15/2019	Signed stipulation agreement received by TCHD.
2/27/2019	Stipulation agreement sent by TCHD. Office conference scheduled for March 19, 2019.
02/06/2019	Re-inspection by TCHD. Violations: See attached inspection report.
01/14/2019	Inspection by TCHD. Violations: See attached inspection report.
09/25/2018	Field Visit by TCHD to investigate a complaint received. No violations were noted.
08/21/2018	Inspection by TCHD. No violations were noted.
07/16/2018	Permit to Operate issued to Sushi Osaka 8 Inc.

TOMPKINS COUNTY HEALTH DEPARTMENT
ENVIRONMENTAL HEALTH DIVISION
55 BROWN ROAD
Ithaca, NY 14850-0000
(607) 274-6688
TCEH@tom-pkins-co.org

Food Service Establishment Inspection Summary Report

Operation: SUSHI OSAKA (ID: 999892)
Facility Name: SUSHI OSAKA
Facility Code: 54-AH35 Facility Email: yimeichi@yahoo.com
Facility Address: 113 East State Street, Ithaca, NY 14850

To the Attention of:

Yi Mei Chi
SUSHI OSAKA INC
919 43rd St
Brooklyn, NY 11219
Email: yimeichi@yahoo.com

Inspection

Date: January 14, 2019 11:20 AM
Inspector: Clayton Maybee (cmaybee@tom-pkins-co.org)
Responsible Person: Yi Mei Chi
Additional Email(s): sushiosaka8@gmail.com

Summary

Number of Public Health Hazards Found: 3
Number of Public Health Hazards NOT Corrected: 0
Number of Other Violations Found: 1

Reinspection is Required

Each item found in violation is reported below along with the code requirement.

FOODS NOT PROTECTED FROM CONTAMINATION BY WORKERS.

ITEM # 3C WAS FOUND IN VIOLATION 1 TIME(S). CRITICAL VIOLATION

Part or parts of the item were observed to be in violation which were corrected at the time of inspection.

Code Requirements: Food workers do not use proper utensils to eliminate bare hand contact with cooked or prepared foods.

Inspector Findings: Observed an avocado being sliced at the sushi station by a worker who was not wearing gloves. The avocado was for fresh use, with no cooking step. The worker discarded the avocado and put gloves on during the inspection.

Action: Use gloves or other means to handle/prepare foods that will not be cooked.

IMPROPER COOLING AND REFRIGERATED STORAGE OF POTENTIALLY HAZARDOUS FOODS.

ITEM # 5C WAS FOUND IN VIOLATION 2 TIME(S). CRITICAL VIOLATION

Part or parts of the item were observed to be in violation which were corrected at the time of inspection.

Code Requirements: Potentially hazardous foods are not stored under refrigeration except during necessary preparation or approved precooling procedures (room temperature storage).

Inspector Findings: 1. Observed approximately 4 quarts of sushi rice at 106 degrees F at the sushi station. The time/temperature logs had not been maintained, per waiver conditions. The rice was cooked less than two hours prior to the inspection, and a log was started.

Action: Record the time and date each batch of sushi rice is brought out.

2. Observed approximately one quart cooked tapioca at waitress station on the counter at 86 degrees F. The tapioca had been cooked that morning, less than two hours prior to the inspection and was refrigerated during the inspection.

Action: Keep cooked tapioca at or below 45 degrees F, or apply for a waiver and record time and date each batch of tapioca is brought out.

FOOD NOT PROTECTED IN GENERAL

ITEM # 8A WAS FOUND IN VIOLATION 1 TIME(S).

All or parts of the item are violations.

Code Requirements: Food not protected during storage, preparation, display, transportation and service, from potential sources of contamination (e.g., food uncovered, mislabeled, stored on floor, missing or inadequate sneeze guards, food containers double stacked)

Inspector Findings: Food stored on the floor in the walk in freezer. Action: Keep food stored off the floor.

Additional Information Collected During Inspection

Comments: Three Part I Critical Item Violations 3C and 5C (two times)
Part II Blue Item Violation 8A

Re-inspection Required

Notes: Mandarin was identified as a language spoken by staff. Mandarin language food safety materials were provided to staff.



Inspector: Clayton Maybee (cmaybee@tompkins-co.org)



Received by: Yi Mei Chi

TOMPKINS COUNTY HEALTH DEPARTMENT
ENVIRONMENTAL HEALTH DIVISION
55 BROWN ROAD
Ithaca, NY 14850-0000
(607) 274-6688
TCEH@tom-pkins-co.org

Food Service Establishment Inspection Summary Report

Operation: SUSHI OSAKA (ID: 999892)
Facility Name: SUSHI OSAKA
Facility Code: 54-AH35 Facility Email: yimeichi@yahoo.com
Facility Address: 113 East State Street, Ithaca, NY 14850

To the Attention of:

Yi Mei Chi
SUSHI OSAKA INC
919 43rd St
Brooklyn, NY 11219
Email: yimeichi@yahoo.com

Re-Inspection

Date: February 6, 2019 01:03 PM
Inspector: Rene Borgella (rborgella@tom-pkins-co.org)
Responsible Person: Chiyifeng

Summary

Number of Public Health Hazards Found: 1
Number of Public Health Hazards NOT Corrected: 0
Number of Other Violations Found: 0

Reinspection is Required

Each item found in violation is reported below along with the code requirement.

IMPROPER COOLING AND REFRIGERATED STORAGE OF POTENTIALLY HAZARDOUS FOODS.

ITEM # 5C WAS FOUND IN VIOLATION 1 TIME(S). CRITICAL VIOLATION

Part or parts of the item were observed to be in violation which were corrected at the time of inspection.

Code Requirements: Potentially hazardous foods are not stored under refrigeration except during necessary preparation or approved precooling procedures (room temperature storage).

Inspector Findings: Observed approximately 4-5 quarts of cooked sushi rice at sushi station at 114°F. The time / temperature log (see attached picture) had no entry for today nor were there any entries for Feb dates, but there were log entries for days during Jan 2019 as seen in the picture. Interview with operator indicated that he typically makes log entries at 2:30pm after lunch is over; the sushi rice is prepared each day at 11am.

Correction: An entry for today was added to the log based on an 11am start time.

NO ADDITIONAL VIOLATIONS REPORTED

Additional Information Collected During Inspection

Comments: Part 1: One violation observed
Part 2: No violations observed.

violation 3C cited during previous inspection has been corrected as has the 5C violation for the cooked tapioca which is no stored under refrigeration.

Comment: It was apparent during the interview that the operator was not clearly understanding how the log should be kept. The inspector was able to clarify by using the translation assistance of the operator's employee. Inspector suggested keeping the time log adjacent to the sushi rice.

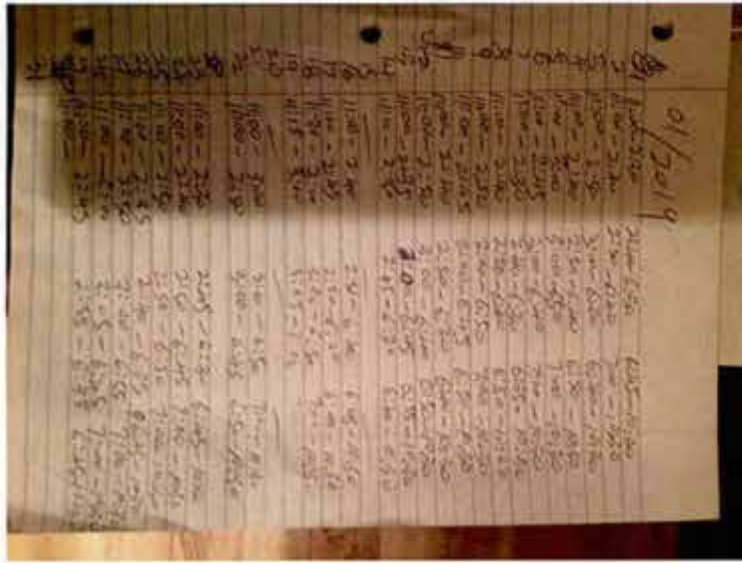


Inspector: Rene Borgella (rborgella@tompkins-co.org)



Received by: Chiyifeng

Photo



Caption

Time Log for Sushi Rice taken on Feb 6, 2019. There are no entries for Feb dates.