

# Providing EMS in Tompkins County

**Part II**

**WHO?**

**HOW MUCH?**



© yayayoyo \* [www.ClipartOf.com/1053643](http://www.ClipartOf.com/1053643)

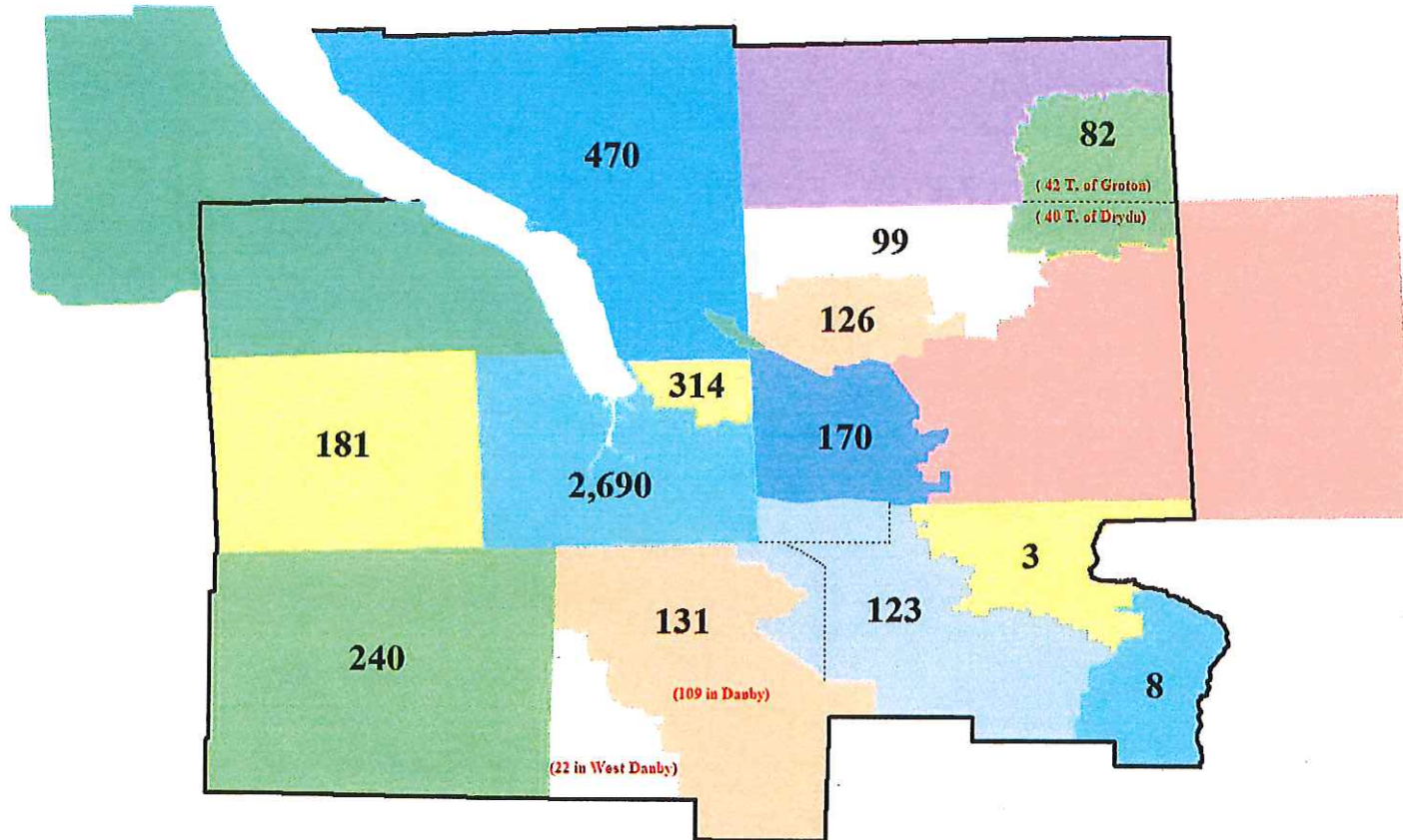
# Fire Protection Costs by Township

Fire Protection Costs by Township

Includes all local governments and districts within				
	Total Levied by Town/City	Population	Sq Mile	Cost per resident
City	6,536,747	30,014	5.50	217.76
Town Ithaca	3,865,750	19,930	29.10	193.97
	10,401,497	49,944	34.60	208.26
Lansing	1,280,688	11,033	60.60	116.08
Dryden	1,223,794	14,435	93.90	84.78
Ulysses	341,639	4,900	33.00	69.72
Groton	347,736	5,950	49.60	58.44
Newfield	376,684	5,179	58.90	72.73
Danby	514,270	3,329	53.60	154.48
Enfield	338,812	3,512	36.90	96.47
Caroline	316,186	3,282	55.00	96.34
Towns outside Ithaca	4,739,809	51,620	411.50	91.82
<b>Total</b>	<b>15,141,306</b>	<b>101,564</b>	<b>476.10</b>	<b>149.08</b>
<b>Additional EMS Appropriation</b>				
Dryden	435,927	incl. 28,000 VAWBL		Net town district tax
Ulysses	539,203	Town/Village		Appropriated billing revenue budget
Groton	237,500	Town/Village		
	1,212,630			
<b>Property Tax Cost Fire/EMS</b>	<b>16,353,936</b>			

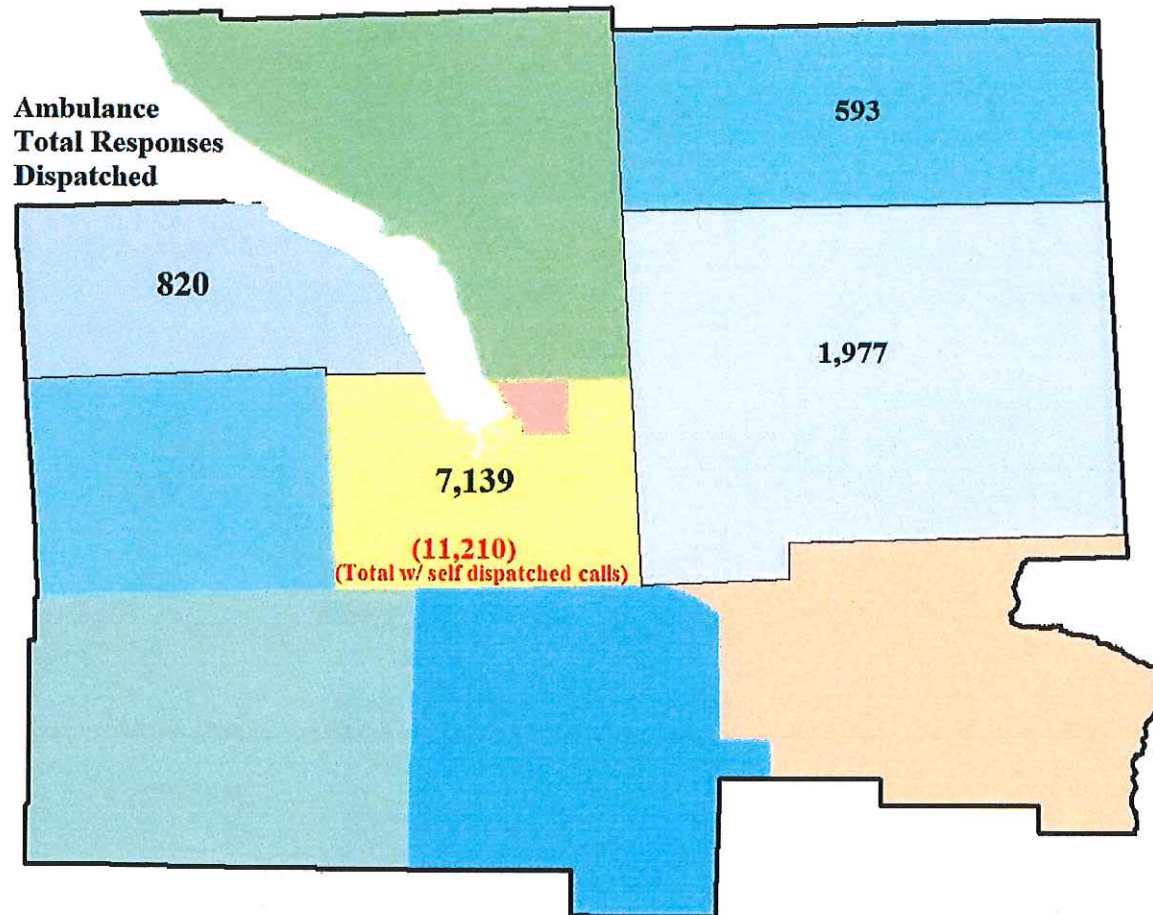
# Rescue Squad – First Response

Rescue Squad - First Response





# Ambulance – Total Responses Dispatched



# Case Study: Ambulance Costs

Costs & Revenues		
Select		2017 Groton
<b>Expenses</b>		<b>285,500</b>
Salary/Wage		220,000
Other Comp		
Benefits		Incl.
Monitor Lease		15,000
Rent/Bldg		
Insurance		
Billing Fees		
Repair/Maintenance		
Supplies		18,500
Fuel		
Dept/Cap Pmt		30,000
Other Equip		
Workers Comp		45,000*
<b>Revenues</b>		<b>251,000</b>
Contract	Primary Town	141,000
	Primary Village	110,000
	Billing	
	Other	
	2017	n/a
	Property Tax	n/a
	Calls 2016	593

# Scopes of Practice

SKILL [HOURS]	CFR 48-60	EMT 150-190	EMT-I 160-200	EMT-CC 300-400	PARAMEDIC 1000-1200*
Airway Management - BVM	X	X	X	X	X
Oxygen therapy (nasal cannula)	X	X	X	X	X
CPR/AED	X	X	X	X	X
Assist Childbirth	X	X	X	X	X
Vital Signs (BP)	X	X	X	X	X
Upper Airway Suctioning	X	X	X	X	X
Pulse oximetry monitoring		X	X	X	X
CPR Mechanical Device		X	X	X	X
Extremity Splinting		X	X	X	X
Assisting Patient w/ Own Medication		X	X	X	X
Oral Aspirin		X	X	X	X
Blood Glucose Monitoring		X	X	X	X
Intubation (oral)			X	X	X
IV Access (Initiation)			X	X	X
Intraosseous Initiation			X	X	X
Cardiac Monitoring - Interpretation				X	X
IV Medication Piggyback Meds				X	X
Gastric Decompression				X	X
Chest tube monitoring/management					X
Access indwelling IV ports					X
Positive End-expiratory Pressure Select Pediatric interventions/medications					X
					*or Assoc. Degree



# CNY Continuing Education Requirements (Annual)

- Basic EMT
  - No didactic hours
  - Adult cardiac arrest/AED [skills testing]
  - Epinephrine Auto-Injector [skills testing]
  - Albuterol [skills testing]
- Agency specific skills for Basic EMTs (implies approval by Medical Director and CNYREMAC, in conjunction with specific training):
  - Blood glucose monitoring
  - Narcan (intranasal)
  - Defibrillation (AED)
  - Epinephrine Auto-Injector
  - Nebulized Albuterol

**Sometimes the only difference between certain levels and skills, such as medication administration, is the need to call for Medical Control as opposed to functioning by standing protocols.**

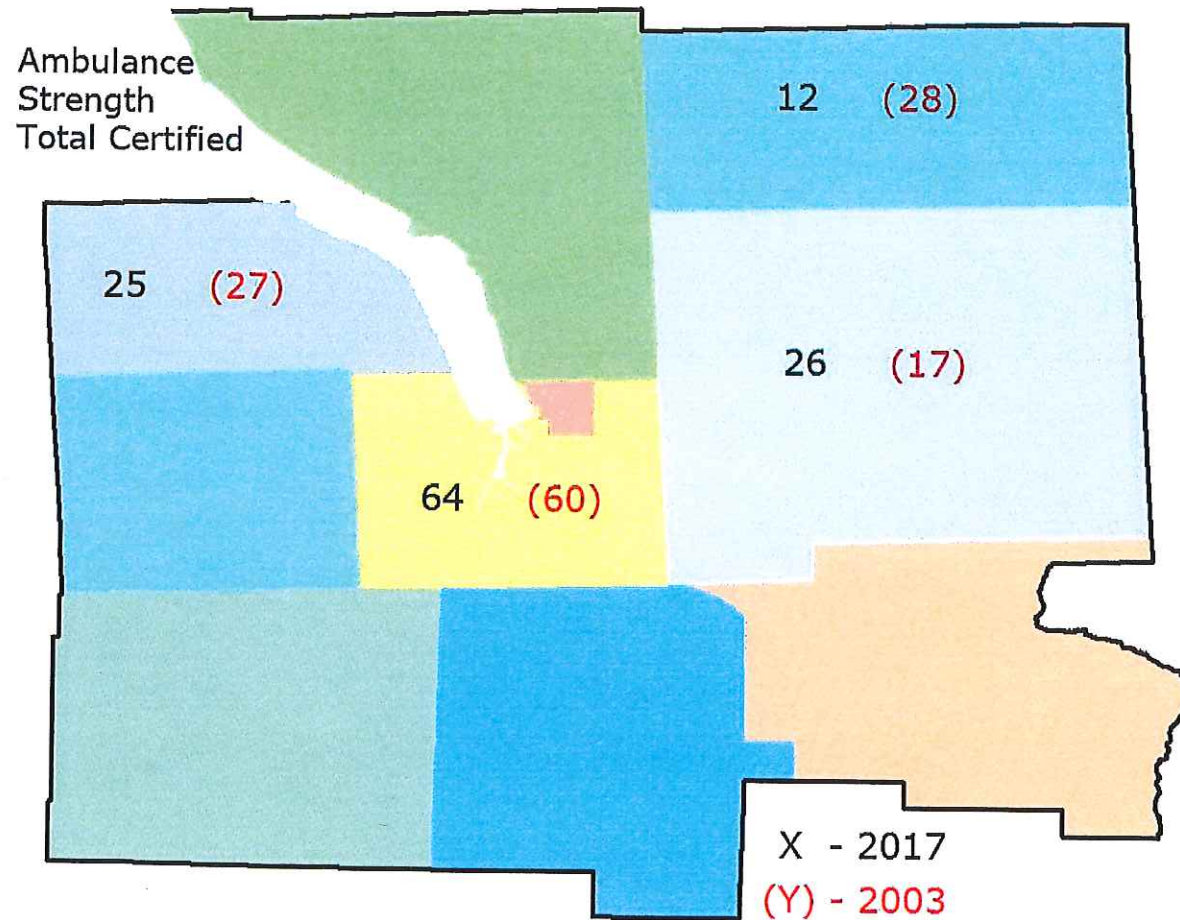
Primary Certification Agency	P	P	I/CC	I/CC	B	B	CFR	CFR		Total	Total
	2003	2017	2003	2017	2003	2017	2003	2017		2003	2017
Dryden	10	12	2	1	3	13	2	0		17	26
Groton	1	3	12	0	15	9	0	0		28	12
Trumansburg	5	9	0	0	21	16	1	0		27	25
Sub-total Ambulance	16	24	14	1	39	38	3	0		72	63
Brooktondale	1	0	2	0	4	4	2	0		9	4
Cayuga Heights	5	0	4	1	13	23	0	0		22	24
Etna	0	0	0	0	0	1	0	0		0	1
Danby	0	0	1	0	2	3	1	0		4	3
W. Danby	0	0	0	0	4	1	1	0		5	1
Enfield	0	1	0	0	14	2	5	1		19	4
Freeville	1	0	1	0	2	4	1	0		5	4
Lansing	0	1	0	0	12	11	0	0		12	12
McLean	0	0	2	0	3	6	0	0		5	6
Newfield	2	0	1	0	12	3	5	0		20	3
Slaterville	2	0	2	0	2	0	0	0		6	0
Speedsville	0	0	0	0	2	1	0	1		2	2
Varna	1	2	4	1	8	1	1	0		14	4
Sub-total Rescue	12	4	17	2	78	60	16	2		123	68
Total Outside	28	28	31	3	117	98	19	2		195	131
IFD	4	4	2	0	57	46	0	0		63	50
Bangs	?	30	?	6	?	28	0	0		60	64
Cornell	?	1	0	0	?	65	0	0		?	66
Airport	0	0	0	0	8	11	0	0		8	11



# First Response EMS Certification Levels

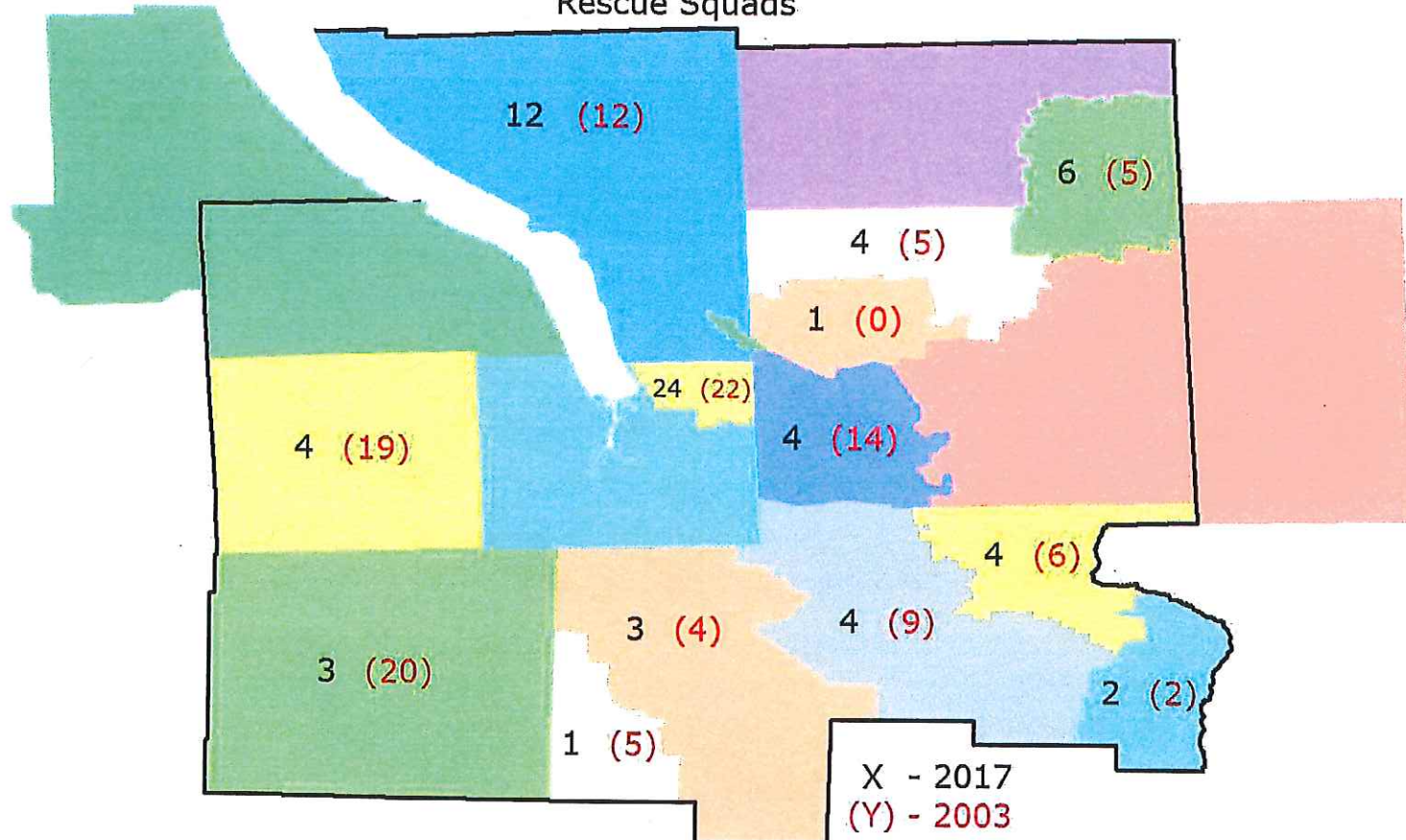
Community Based	2003	2017
CFR	19	2
EMT-D	117	98
EMT-I	10	1
EMT-CC	21	2
EMT-P	28	28
Total CFR/Basic	136	100
Total ALS	59	31
<b>Total Certified</b>	<b>195</b>	<b>131</b>
Ambulances	72	63
<b>Rescue Squads</b>	<b>123</b>	<b>68</b>
Bangs/IFD Not Included		
Airport/Cornell Not Included		

# Ambulance Strength – Total Certified



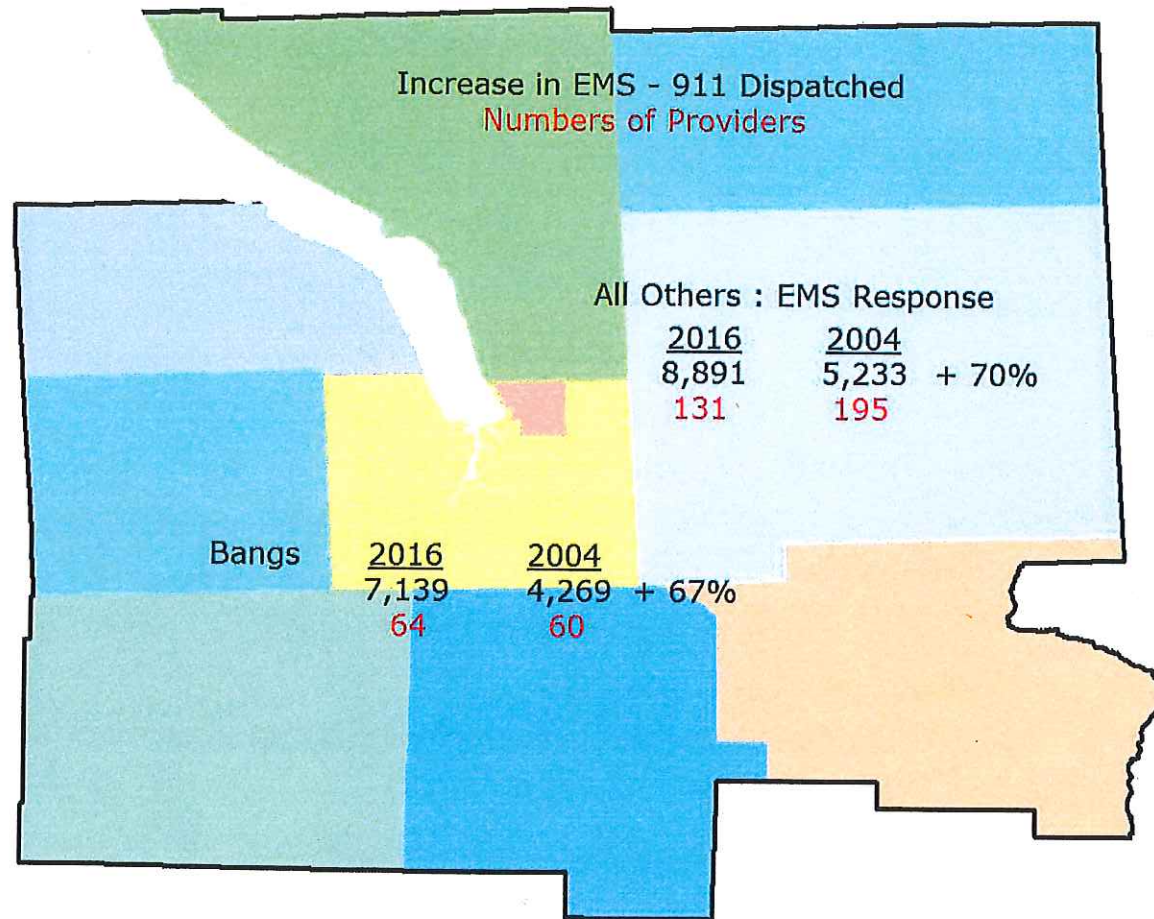
# Certified EMT/EMS Strength: Rescue Squads

Certified EMT/EMS Strength  
Rescue Squads





# Increase in EMS - 911 Dispatched Number of Providers





## Concerns:

Community-based  
Services  
Collapsing

- Less Volunteers
- Aging of Volunteers
- Paying more
- Call volumes steadily increasing
- Requirements & expectations increasing

## Concerns:

ALS Transport  
Services are absorbing  
increased demands

- Call volumes increasing
- Levels of providers static
- Increased payrolls –  
stagnant rates and revenues
- Heavily subsidized in rural  
areas

## Concerns:

Response times  
- reliability

- ALS/Transport
- First Response

## Concerns:

Sustainability

- Two-tiered response (50% emergent)
- Paramedic level services – over use?
- Succession