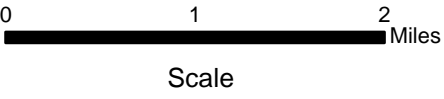


Legend

- Fatal Traffic Accidents - 08-13
- Bicycle-Pedestrian Accidents - 08-13
- Park and Ride
- Intermodal Bus Stop
- Heavy Truck Traffic: >8% of AADT
- "Least Suitable" for Biking - 2013
- "Most Suitable" for Biking - 2013
- Structurally Deficient Bridges - 2014
- Existing Multi-Use Trails - 2015
- Congested Roads 5-6 PM: >80% VOC
- High Crash Severity Roads
- High Crash Rate Roads
- High Crash Rate Intersections
- High Crash Severity Intersections
- "Complete" Streets - meets all modes

Transportation Snapshot Town of Newfield 2015



Prepared by the Ithaca-Tompkins
County Transportation Council - 1/19/16



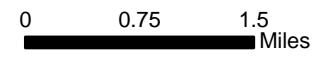


Transportation Snapshot Deer Accident Ratio Town of Newfield 2016

Legend

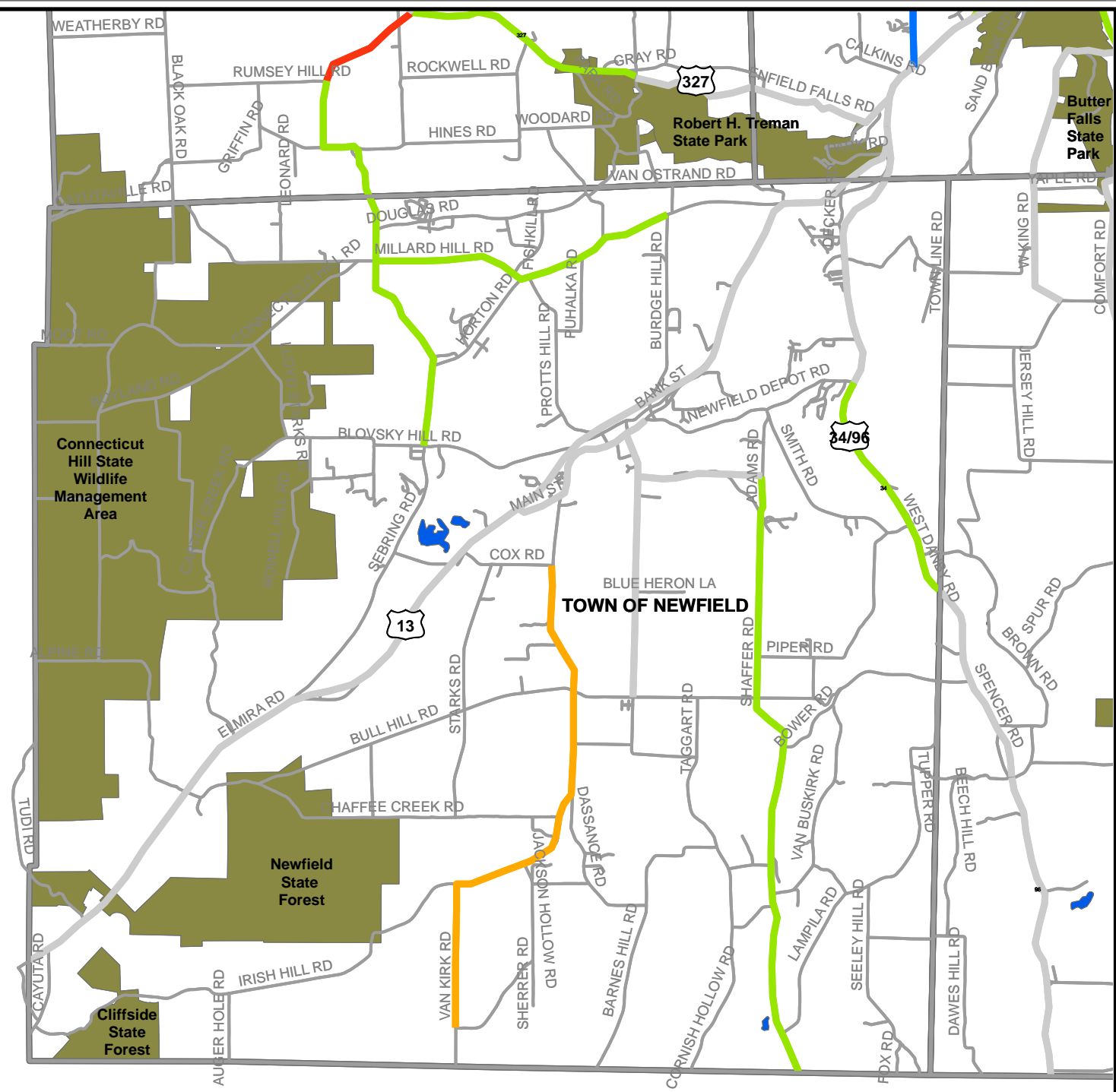
- 5%-10% of all accidents involve deer
- 10%-15% of all accidents involve deer
- 15%-20% of all accidents involve deer
- 20%-25% of all accidents involve deer
- >25% of all accidents involve deer

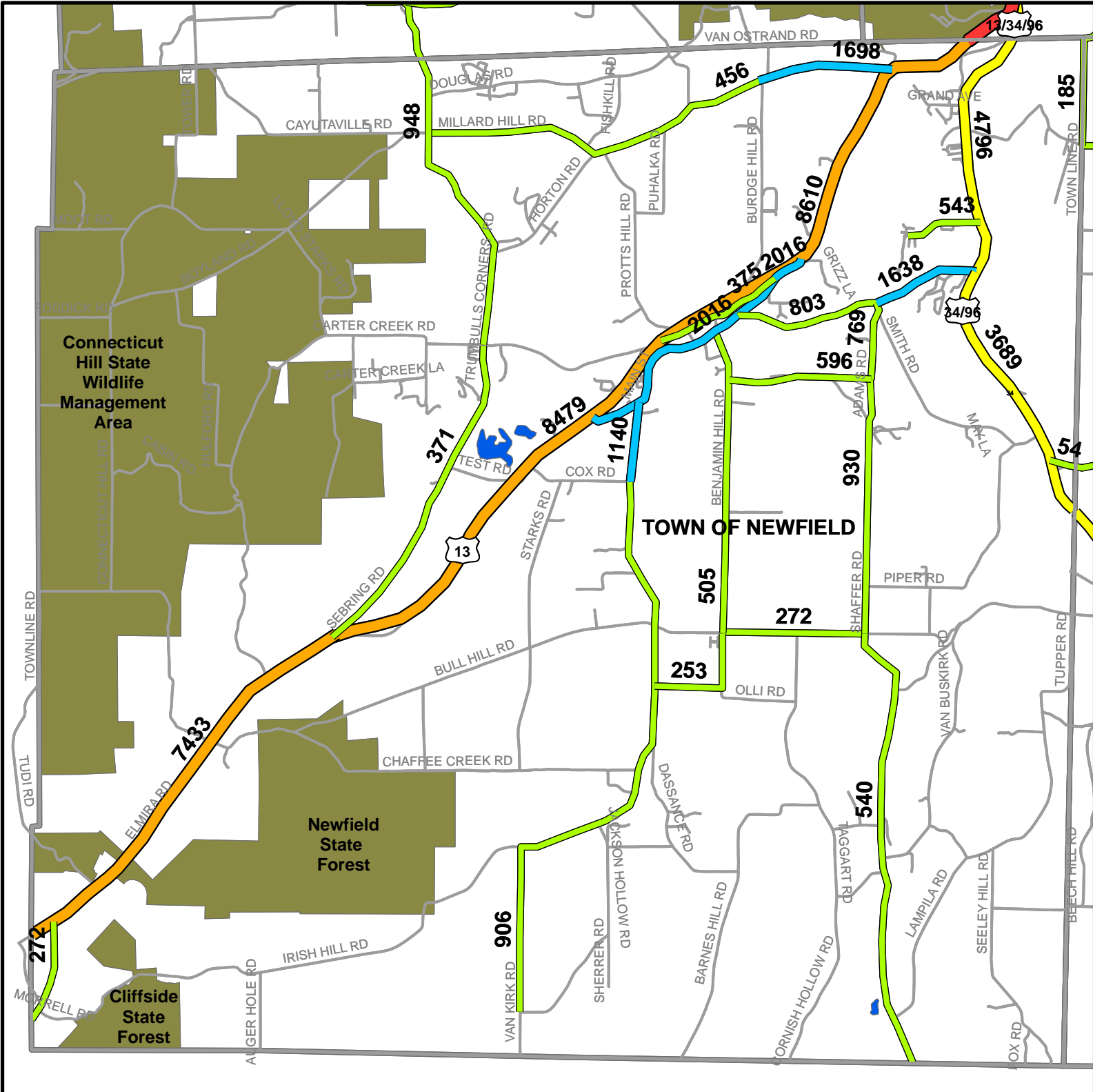
NOTE: Accident data is from
NYS DOT ALIS database



Scale

Prepared by the Ithaca-Tompkins
County Transportation Council - 4/7/16





Transportation Snapshot

Most Recent Daily Traffic Volumes

Town of Newfield 2016

Legend

Last AADT

- < 1,000 Vehicles per day
- 1,000 - 2,999 Vehicles per day
- 3,000 - 4,999 Vehicles per day
- 5,000 - 9,999 Vehicles per day
- 1,000 or more Vehicles per day

NOTE: Roads with Traffic Counts taken in the past 10 years are shown

