

Greater Tompkins County Municipal Health Insurance Consortium (GTCMHIC)

2017 Budget Performance Analysis

Results as of: 12/31/2017
of Months: 12

	2017 Adopted Budget	2017 Year-to-Date	2017 Actual Results	Variance	% Difference
Income					
Medical Plan Premiums	\$40,349,751.44	\$40,349,751.44	\$40,775,534.84	\$425,783.41	1.06%
9000 Ancillary Benefit Plan Premiums	\$146,049.38	\$146,049.38	\$145,643.24	-\$406.14	-0.28%
Interest	\$16,000.00	\$16,000.00	\$17,702.15	\$1,702.15	10.64%
9010 Rx Rebates	\$250,000.00	\$250,000.00	\$1,220,797.43	\$970,797.43	388.32%
9040 Stop-Loss Claim Reimbursements	\$0.00	\$0.00	\$431.14	\$431.14	n/a
9030 Other	\$4,000.00	\$4,000.00	\$279.82	-\$3,720.18	-93.00%
Total Income	\$40,765,800.81	\$40,765,800.81	\$42,160,388.62	\$1,394,587.81	3.42%
Expenses					
8090 Medical Paid Claims	\$27,333,613.53	\$27,333,613.53	\$26,296,546.23	-\$1,037,067.30	-3.79%
8120 Rx Paid Claims - ProAct	\$12,004,678.56	\$12,004,678.56	\$11,079,829.03	-\$924,849.53	-7.70%
Rx Paid Claims - CanaRx	\$0.00	\$0.00	\$79,964.10	n/a	n/a
8050 Medical Admin Fees	\$981,641.11	\$981,641.11	\$1,015,539.56	\$33,898.45	3.45%
Rx Admin Fees	\$84,964.70	\$84,964.70	\$83,611.02	-\$1,353.68	-1.59%
8084 Flu Clinic Fees	\$10,000.00	\$10,000.00	\$6,480.00	-\$3,520.00	n/a
8091 NYS Graduate Medical Exp.	\$271,477.00	\$271,477.00	\$248,694.28	-\$22,782.72	-8.39%
9060 ACA PCORI Fee	\$11,447.18	\$11,447.18	\$0.00	-\$11,447.18	-100.00%
8115 ACA Transitional Reins. Program Fees	\$0.00	\$0.00	\$0.00	\$0.00	n/a
8110 Stop-Loss Aggregate and Specific	\$919,593.05	\$919,593.05	\$738,819.42	-\$180,773.63	-19.66%
Advance Deposit / Pre-Paid Claims	\$100,000.00	\$100,000.00	\$0.00	-\$100,000.00	-100.00%
8070 Legal Fees	\$10,300.00	\$10,300.00	\$7,178.66	-\$3,121.34	-30.30%
8055 Executive Director Fees	\$29,355.00	\$29,355.00	\$33,737.05	\$4,382.05	14.93%
8030 Consultant Fees	\$57,680.00	\$57,680.00	\$56,700.00	-\$980.00	-1.70%
8000 Accounting Fees	\$36,050.00	\$36,050.00	\$19,672.50	-\$16,377.50	-45.43%
8010 Actuarial Fees	\$11,072.50	\$11,072.50	\$14,000.00	\$2,927.50	26.44%
8020 Audit Fees	\$56,650.00	\$56,650.00	\$88,027.62	\$31,377.62	55.39%
8060 Insurances (D&O / Prof. Liability)	\$33,993.04	\$33,993.04	\$33,139.11	-\$853.93	-2.51%
8041 Internal Coordination (Finance)	\$36,611.72	\$36,611.72	\$40,620.13	\$4,008.41	10.95%
Internal Coordination (Support)	\$20,000.00	\$20,000.00	\$18,032.00	-\$1,968.00	-9.84%
Surety Bond Fee / Loan Interest	n/a	n/a	\$0.00	n/a	n/a
Payment Refund	n/a	n/a	\$0.00	n/a	n/a
9050 Ancillary Benefit Premiums	\$145,089.52	\$145,089.52	\$146,049.95	\$960.43	0.66%
9060 Other Expenses / Supplies	\$5,665.37	\$5,665.37	\$19,092.63	\$13,427.26	237.01%
Total Expenses	\$42,159,882.27	\$42,159,882.27	\$40,025,733.29	-\$2,134,148.98	-5.06%
Net Income	-\$1,394,081.46	-\$1,394,081.46	\$2,134,655.33		

Medical Premiums = 6000 + 6010
Interest Income = 9021 + 9022
Rx Admins Fees = 8081 + 8082 + 8083
Advance Deposit = 4020 + 4021

Ending Balance	\$21,655,803.75	\$21,655,803.75	\$25,184,540.54
-----------------------	-----------------	-----------------	-----------------

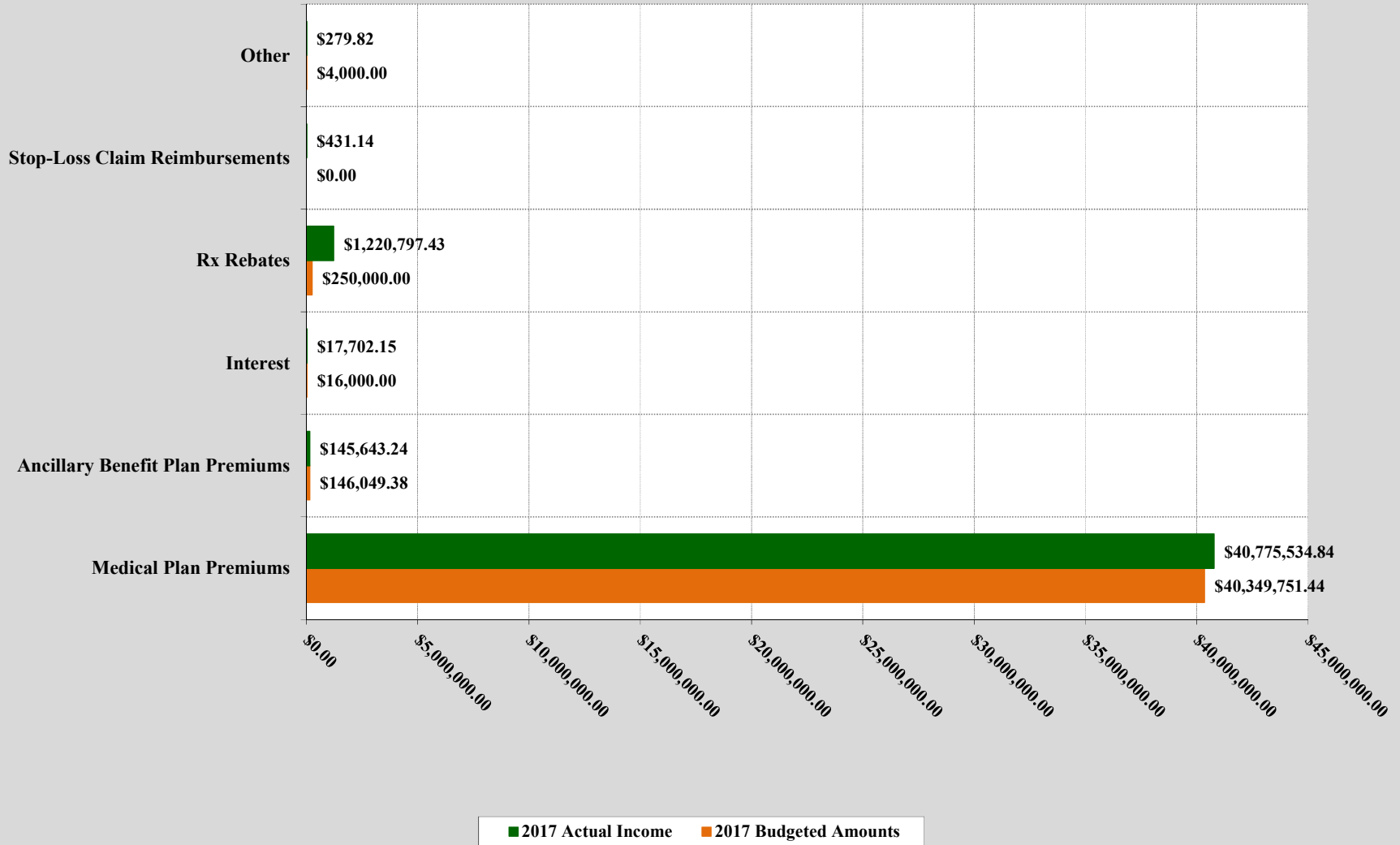
Liabilities and Reserves					
IBNR Claims Liability	\$4,720,595.05	\$4,720,595.05	\$4,485,165.03	12% of Incurred Claims	
5010 Surplus Account Per §4706(a)(5)	\$2,017,487.57	\$2,017,487.57	\$2,038,776.74	5% of Premium Income	
Rate Stabilization Reserve	\$1,966,914.60	\$1,966,914.60	\$1,868,818.76	5% of Paid Claims	
5012 Catastrophic Claims Reserve	\$1,050,000.00	\$1,050,000.00	\$1,300,000.00	Established by Board Policy	
Total Liabilities and Reserves	\$9,754,997.23	\$9,754,997.23	\$9,692,760.54		

Unencumbered Fund Balance	\$11,900,806.52	\$11,900,806.52	\$15,491,780.00
----------------------------------	------------------------	------------------------	------------------------

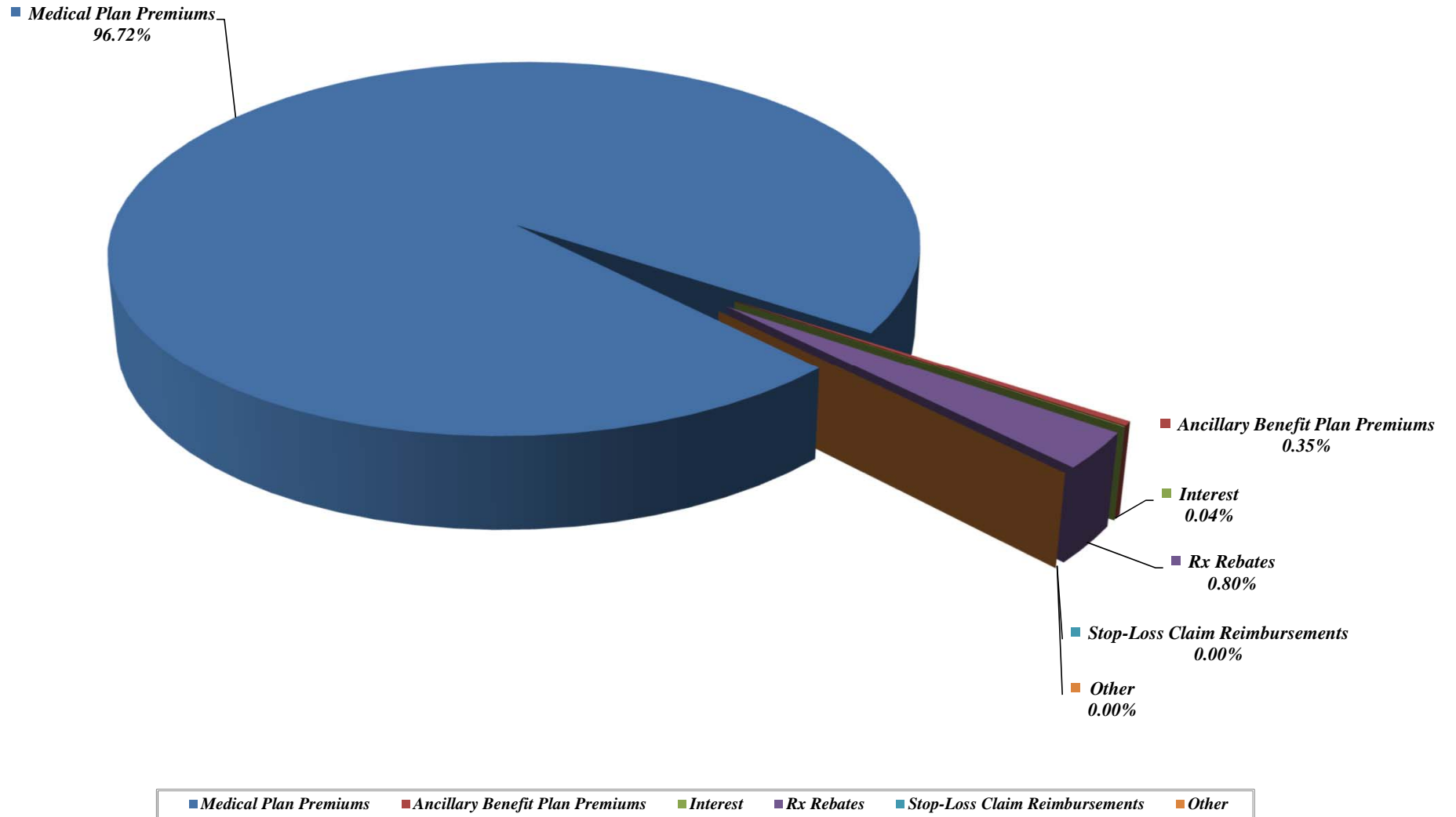
Greater Tompkins County Municipal Health Ins. Consortium

2017 Income Distribution

January 1, 2017 to December 31, 2017



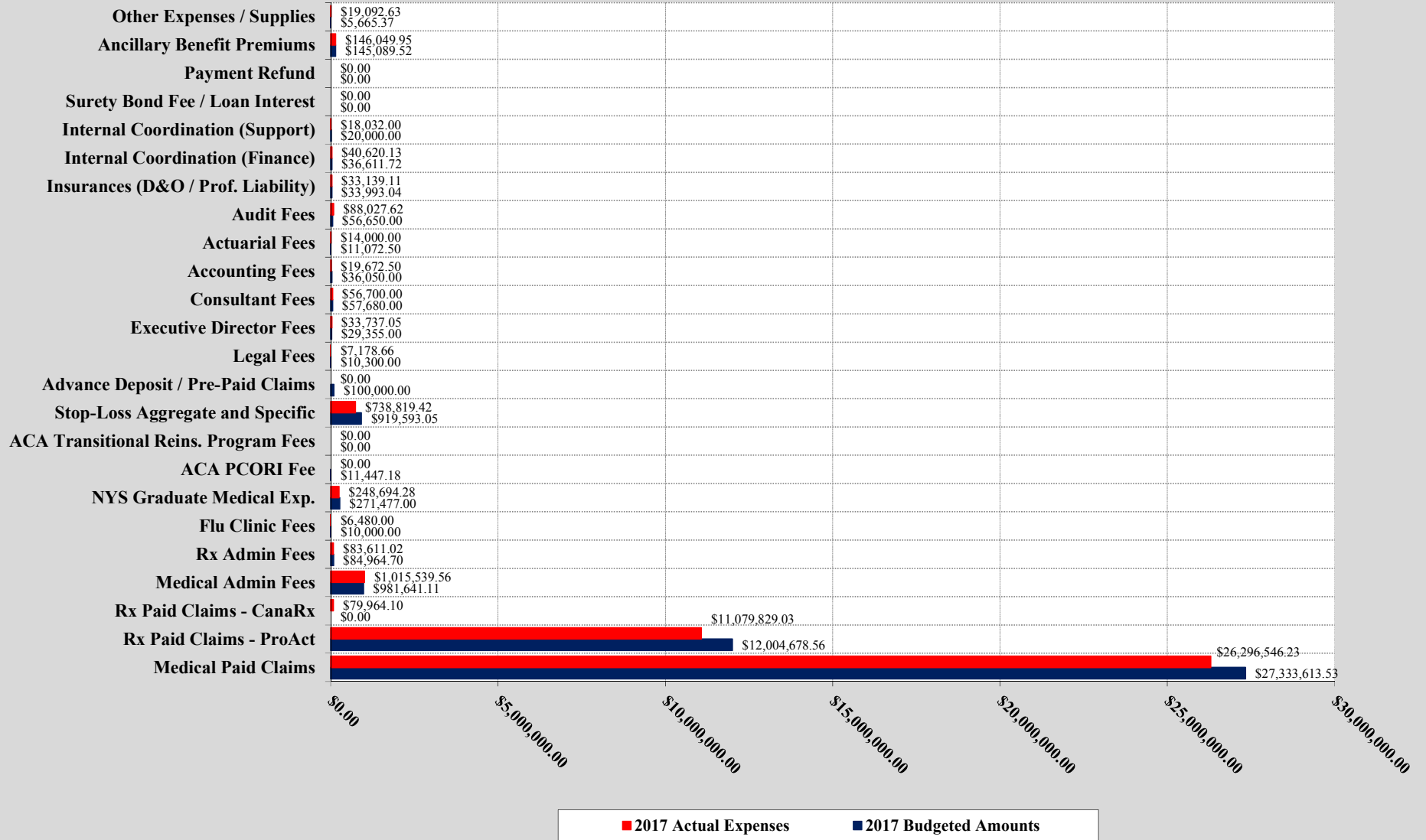
Greater Tompkins County Municipal Health Ins. Consortium
2017 Income Distribution
January 1, 2017 to December 31, 2017



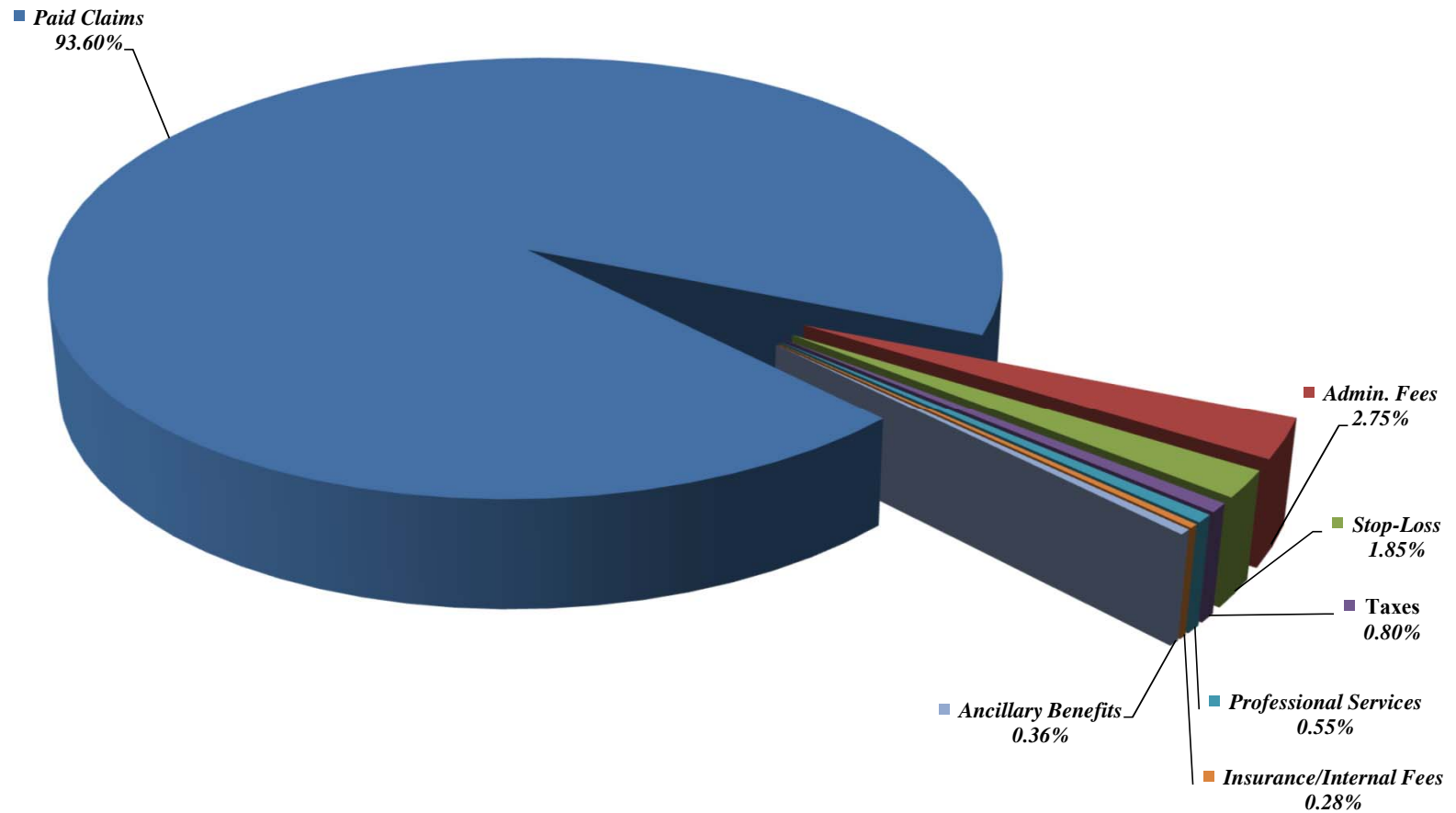
Greater Tompkins County Municipal Health Ins. Consortium

2017 Expense Distribution

January 1, 2017 to December 31, 2017



Greater Tompkins County Municipal Health Ins. Consortium
2017 Expense Distribution
January 1, 2017 to December 31, 2017



■ Paid Claims ■ Admin. Fees ■ Stop-Loss ■ Taxes and Fees ■ Professional Services ■ Insurance/Internal Fees ■ Ancillary Benefits