2019 Recommended Budget

Tompkins County, New York

Tompkins County Department of Administration

125 East Court Street

Ithaca, NY 14850

COUNTY ADMINISTRATOR

Jason Molino

"Promoting excellence in County operations while respecting the needs of the people we serve."

September 4, 2018

To the Honorable Members of the Tompkins County Legislature:

I am pleased to present you the Recommended 2019 Tompkins County Operating Budget and 2019-2023 Capital Program.

The Recommended $186.5 million Budget is balanced with a property tax levy increase of 1.43%, which is less than the May 2018 approved financial goal of 2.2%, and well below our tax cap. It is also recommended that the County's solid waste annual fee increase from $55 to $58. If approved, the Budget will add $15.40 to the tax bill of an average homeowner.

The Budget proposes modest spending growth of 2.57%, stability in current programs, and the alignment of resources with priorities that include sustained investment in capital infrastructure, continued focus on reducing our jail population, addressing the shortage of affordable housing, and maintaining a diverse, well-trained, motivated workforce.

Our Budget continues to benefit from a strong local economy. For the fourth straight year, the budgeted cost of mandated human services programs has declined, in part because of an economy that is creating opportunities for employment. Currently the Ithaca skyline is obstructed by three oversized cranes, a temporary consequence of large-scale new construction, which will only continue to contribute to the rising property values that has increased our tax base by a remarkable 4.3 percent over last year. Since 2015 our tax base has increased by 12.3%, allowing the costs of government to be spread across a larger base. This robust growth in tax base, along with stable growth in local wages and consumer spending, has contributed to healthy growth in sales tax collections.

Responding to my request at the beginning of the budget process that Over Target Requests (OTRs) be well thought out and diligent, departments and agencies submitted 65 requests, totaling $2,368,076, to support specific expenditures beyond their baseline target budgets. Most of the OTR's are for one-time items, non-recurring expenditures that utilize the County's fund balance, and do not impact the property tax levy. Target OTR's, requesting an increase in baseline target budgets, do impact the property tax levy. All OTR's recommended were reviewed through a lens of the expectations and performance to be achieved; alignment with legislative priorities; and "what success would look like". The Recommended Budget includes $2,315,587 OTR requests, of which $306,621 are target requests.

While the proposed property tax levy is up, the property tax rate is *down* by 2.76%, to $6.39 per $1,000, due to strong growth of the County's tax base. This is the fifth consecutive year that the County's tax rate has declined. The proposed 2019 tax rate is the lowest since 2011.

Major Influences on the Budget

Sales Tax

Generally, sales tax collections vary with the economy. When the economy is good, sales tax revenues rise. When the economy falls, so do sales tax receipts. Currently unemployment is low, the stock market and consumer confidence are high, and at the time of this writing, sales tax is trending in a direction that would suggest 2018 will be a second consecutive year of greater than 6% growth in sales tax collections. However, this has not always been the case. In the not so distant past, 2015 and 2016 collections were down, despite similar economic conditions.

The odd, unexplainable and volatile history of sales tax collection makes projecting future collections extremely difficult. The Recommended Budget assumes that 2018 will finish strong with solid growth over the prior year's collections. As a result, the Recommended Budget provides for a reasonable growth of 5.4%, or $1,759,884 over the prior year budget. This projection reflects that 2019 collections will resume *normal growth*, similar to the 10-year average of 2% annual growth over the prior year, and steps away from the unprecedented growth of the past 18 months. This balanced approach is an attempt to achieve practical and reasonable sales tax projections, while balancing an unforeseeable future due to the lack of predictive trend lines to follow.

The impact of sales tax collection patterns on the Budget is profound. The long-term impact of variances and fluctuations in sales tax collections can drastically influence the revenue structure of the County budget, and ultimately have lasting impacts on service levels and the property tax levy. Sales tax collections make up 18% of County's general fund revenue; as a result, careful consideration must be given to County's reliance on sales tax collections when balancing the budget.

Labor Costs

Wages: There is one settled labor agreement for 2019 now in place, White Collar, which covers over 60% of County employees. The contract provides a 2.0% wage increase in 2019 along with substantial longevity increases which were negotiated as part of the current labor contract for 2018-2020. Blue Collar, Road Patrol and Corrections Officers unions do not yet have contracts in place for next year.

I will be working diligently with Human Resources and department leadership to negotiate fair and reasonable labor agreements for the three remaining units in 2019.

Workforce:

The Budget reflects a total County workforce to 748 FTEs. The following positions require over-target (OTR) funding:

- With the upcoming retirement of the department head in 2019, the Department of Emergency Response (DOER) will undergo a reorganization. This includes the reclassification of two positions – to Deputy Director of DOER and Fire, Disaster and EMS Coordinator – and the reclass of a third position, to Community Preparedness Coordinator, which includes an increase from half-time to a full-time. This reorganization will better support the department and surrounding agencies, as well as recommendations from the EMS Task Force to enhance recruitment, training and retention of EMS volunteers.

- A temporary increase of the half-time inspector in Weights and Measures to full-time to assist the traditionally single-person office with succession for the Director, who will be retiring in 2019. A Personnel Assistant Trainee in Human Resources to assist with transition of roles and responsibilities due to two upcoming retirements.
- A half-time Telcom/Programming/Administrator in ITS to assist with transition and succession of an upcoming retirement mid-year.
- An additional Deputy Sheriff position to support the request for a School Resource Officer for TST BOCES.
- An additional Probation Officer and Senior Probation Officer to fulfill our staffing needs for full Raise the Age implementation.

Fringe Benefits: Health costs have once again been moderated by the existence of the Greater Tompkins County Municipal Health Insurance Consortium. Now in its seventh year, the Consortium has expanded to include a number of municipalities outside Tompkins County and keeps delivering on its promise to stabilize health costs by pooling the buying power of its members. Recently, health insurers in New York State, including the State's own Empire Plan, are projecting premium increases ranging from 7-12% for their health insurance programs across New York State. The Consortium is currently considering a 4-5% increase in premiums for 2019 but has not yet finalized its premium. The Recommended Budget includes a 6% increase due to project increases in out years. That follows an increase of just 4% in 2018. With a multi-year track record of performance with the Consortium, including the Platinum Plan, we are confident that the baseline estimates for health benefit costs in 2019 are appropriate, and that drastic increases in premiums similar to other insurers around the State are not within our foreseeable future.

In late August the State Comptroller announced a 2019 pension rate of 14.6%, which is a negligible decrease from 2018, at 14.9%. As a result, the Recommended Budget assumes no change in the retirement contribution compared to 2018.

Mandates

After a generation of steadily, and often sharply, increasing costs for State-mandated human service programs, 2019 marks the fourth consecutive year of budgeted reductions in mandated expenses. The total local cost of $20.9 million is a slight decrease in property tax-supported cost of mandates ($175,261 from the 2018 Budgeted level). It should be noted that $100,000 of this reduction is attributed to the absence of an OTR for Assigned Counsel, which in 2018 had been attributed to a higher number of homicide cases awaiting adjudication.

In the Health Department, the local dollar budget for PreK Special Education and Early Intervention programs was reduced by $268,000, aligning with recent spending patterns. Reductions have also been made in the DSS Child Care (Child Protective Services/Foster Care/Adoption) budget, where local spending is down $366,000. The reduction does not reflect a reduction in services to clients, but instead aligns with recent internal changes in reimbursement methods in an attempt to seek greater day care reimbursements for foster care children.

Medicaid, which remains the largest single cost in the County's budget at $11.8 million, is expected to increase by 1.9%, or $220,000. While the County has little influence over this mandated expense, and New York State counties currently benefit from adoption of the Affordable Care Act (ACA), should the

federal government enact changes regarding the funding for ACA, the County's costs could increase drastically. Medicaid costs remains Tompkins County's single largest cost, representing 24% of our 2019 property tax levy.

As in prior years, while the economy continues to strengthen, DSS's two temporary assistance programs – Family Assistance and Safety Net – demonstrate a relatively consistent number of total cases since 2008, however at a much greater local cost. Family Assistance cases continue to decline – down 28% from January 2008 and have no local cost. In contrast, Safety Net cases remain 24% above January 2008, with 71% of their cost local funding and 29% from New York State.

The clear shift of cases from federally-funded Family Assistance to the County-State funded Safety Net program, while total assistance cases remain literally flat over the past decade, suggests that many people remain dependent on temporary assistance following expiration of the five-year lifetime limit on Family Assistance.

Capital Reinvestment

The budget continues to adhere to the 2012 Updated Capital Improvement Plan adopted by the Legislature, including the policy that calls for an annual 0.5% increase in the property tax levy to support capital investment. By this policy, $245,716 will added to the 2019 property tax levy, dedicated to pay for infrastructure improvements. Most of these funds will be applied to pay debt service on projects already authorized by the Legislature.

The Recommended Budget includes two new projects to assist with better space management needs: renovations of the Old Jail Office Building and a new cold storage building. There have been no substantial improvements to the Old Jail Office building since it was first converted to a County office building in 1992. Proposed renovations to the Old Jail Building include a basement expansion into a former boiler room area, creating new larger conference room space, as well as break room, larger bathroom capacity, a larger Human Resources testing area, and storage. First and third floor renovations would include reconfiguring space for better working environment, work flow, and staffing that has been added. Construction of a 6,000 square foot cold storage building at the Bostwick Rd. public works facility will provide covered storage for both Facilities and the TC Soil and Water District, currently using Highway space for storage. Both projects will be paid for with reserves.

The Capital Program continues an annual allocation of $1.8 million for capital improvements to roads and bridges; and construction on Ellis Hollow Road Phase IV and the Ludlowville Road Bridge over Salmon Creek will begin next construction season. The Falls Road Bridge Reconstruction (Town of Ulysses) will be added to the plan next year, scheduled for 2023.

The County's 20-year capital plan was adopted in 2006, then reviewed and updated in 2012. The 2012 update was prompted by several changes, including a downturn in the economy that affected planned potential renovations to the Old Jail Office Building, a New Public Safety Building, and Center of Government building. As part of the 2012 update, the annual 0.5% increase in the property tax levy to support capital investment was extended to 2018.

A second review of the County Capital Improvement Plan is planned for 2019. The Recommended Budget provides for a one-time OTR for engineering support to assist with the update, to include reviewing annual capital investment support and revisiting space needs for downtown County office's.

In addition, we will continue efforts started in 2018, which include reviewing the current jail and sheriff patrol facilities.

Sponsored and Partner Agencies

The County's reach is extended, and its mission more completely fulfilled, through its relationships with its Sponsored Agencies (Tompkins Cortland Community College (TC3); Tompkins County Area Development (TCAD); Tompkins Consolidated Area Transit (TCAT); and Tompkins County Public Library) as well as its numerous partner agencies such as those affiliated with the Human Services Coalition, and Cornell Cooperative Extension of Tompkins County.

Earlier this year, TC3 proposed a one-year freeze in the two counties' sponsor contribution to the College in the hope that support will increase in the future. The Legislature agreed to the proposal to keep the County's allocation at $2.97 million for the 2019-20 academic year.

Also this year, the Legislature re-established County support for TCAD, renewing terms of a Memorandum of Understanding for economic development services. Under that agreement, TCAD will receive a $4,910 increase in County support in 2019, raising our contribution to $250,410, or approximately one-third of TCAD's total budget. While the new agreement provides for a continued County contribution of approximately one-third of TCAD's budget, the proportion to be supported by property tax levy increases significantly in future years. The Recommended Budget provides for a $22,000 increase in property tax share for 2019 and increases it over $140,000 more by 2023. The same agreement calls for the use of $187,000 in Room Occupancy Tax Revenue to support TCAD's budget, down from $205,000 in 2018.

For other sponsored and partner agencies, the Recommended Budget proposes a 2%, or $128,000, cost of living increase and $513,700 in one-time funding for a number of non-recurring or capacity-building expenses proposed by the agencies through the OTR process. These onetime investments in the past have allowed local agencies to increase their self-sufficiency, thereby limiting their reliance on ongoing County support.

Other Major or Noteworthy Items

Although there are thousands of items in the budget that vary from 2018, a few warrant special attention because of the amount of funds involved, or the linkage to organization-wide priorities.

Performance Measurement Initiative: The 2017 budget authorized funding for a three-year OTR to implement a County performance management system. The funding was renewed in 2018, and the program further enhanced by including coordination of the performance of various departments and agencies implementing Alternatives to Incarceration (ATIs). Both the County's performance measurement initiative and measurement of the performance of ATIs are being implemented utilizing a program called Results -Based Accountability (RBA).

In 2018 the Legislature also funded creation of the Criminal Justice Coordinator position to assist in implementing RBA for key recommendations of the CGR Jail Study ATI initiatives and the County-wide performance measurement system. It was determined that combing the work of the Results Based Accountability Coordinator with the Criminal Justice Coordinator would leverage our resources in the most efficient manner.

Included with the budget book is the first introduction of performance measurements for the County. This includes some data and an outline of measurements that have been or will be collected within the first year of implementation and a brief outline of future steps for County-wide implementation. Developing a performance management system tied to departmental missions, goals and objectives takes time. While the first group has just begun collecting and inputting information in 2018, this information over time will be able to show change and growth in each department and allow for data-based decision making. I have requested continuation of the multi-year OTRs that will allow this program to be implemented throughout the County.

Workplace Climate Survey: In May we conducted our Workplace Climate Survey pursuant to the County's Diversity and Inclusion Policy. This year we achieved our goal of reaching 70% participation from County employees. The preliminary results of the survey show substantial growth and progress in critical areas affecting our employees, while outlining continued opportunities for improvement. Three areas of focus emerged from the results: Performance evaluations are not consistently implemented across the organization; a continued need for County focus on inclusive behavior and practices; and improved County and department head communication to employees.

During the remainder of 2018 we will move forward with outreach and education for all employees, sharing the general results of the survey. Department heads and elected officials will join together to review the county data to understand further our organizational climate. This will then be followed by more focused departmental meetings for departments with over 10 respondents. The Deputy County Administrator of Performance and Innovation and I will work closely with the implementation team and individual departments to review, assess and develop work plans to capitalize on identified opportunities coming from the survey.

Housing: The issue of housing and homelessness was another major priority that in the 2018 Budget included funding for a Senior Planner to assist with implementing the County's Housing Strategy. Earlier this year the newly formed Housing Committee adopted a path forward identifying five consensus items to focus housing initiatives to be taken on by the County. One initiative supported by an OTR in the Recommended Budget is development of a Municipal Housing Affordability Matching Fund, which would provide funding to municipalities to support hiring of consultants to assist with grant writing, study development and general support for infrastructure and housing development targeting the expansion of affordable housing.

In addition, planning staff are actively participating in a Chamber of Commerce/Community Foundation sponsored Housing Market, Funding Resource, and Solutions Analysis, which in part seeks to identify potential investment opportunities and solutions to help demonstrate specific returns on investment that the County, and other housing partners (such as Cornell and City of Ithaca), can consider as we all grapple to address the shortage in housing.

Vehicle Replacement: Tompkins County has worked in numerous ways to advance sustainability initiatives that support County operations while also reducing greenhouse gas emissions. One of those has been by providing financial support to County departments with the cost differential required to buy a plug-in electric vehicle (PEV) instead of a conventional one.

The Recommended Budget supports the replacement of several vehicles in the County fleet with electric vehicles. These replacements are partially supported with additional funding from the Department of Planning and Sustainability, which received a NYSERDA Clean Energy Communities Program grant to

help further "green" the County fleet. Grant funds of $5,000 per vehicle are available to match County funds used to support the cost differential between a plug-in electric vehicle (PEV) and a conventional vehicle for up to 15 new vehicles between now and the end of January 2021. In total, eight vehicles are slotted for replacement in 2019 for the Departments of Assessment, County Clerk, Public Health and Planning.

Reorganization of the Office of Human Rights: The Recommended Budget includes a $50,000 one-time OTR to move the Office of Human Rights to an improved and more accessible location downtown. The current location on State Street is an inefficient space that is neither ADA accessible nor best suited for department needs. In addition, the County leases this space for $30,000 a year. Space in the County's Human Services Annex, adjacent to the County Office for the Aging, provides ADA accessible space that can easily be outfitted to meet OHR's functional needs.

Reorganization of office functions has resulted in one position being displaced and the employee has been offered a position in another County department. Funding for OHR remains unchanged from the prior year as the County continues to support and evaluate additional human rights programming, education and outreach. .Veterans Service Agency: After several inquiries from the State regarding veterans' services, it was identified that the County, under Executive Law § 357, is required to have a County Veterans Service Agency, as well as a Director, to serve the County and its veterans. The mission of the office is to provide entitlement information and advocacy assistance for military personnel, veterans, and their dependents in matters relating to veterans' law. The Recommended Budget includes funding to establish the Tompkins County Veterans Service Agency, pursuant to the law. As we begin to understand and develop the needs of the office, we will also investigate any shared service opportunities that may exist for delivering veterans services.

Airport: For the past two years the Ithaca Tompkins Regional Airport has been in a holding pattern awaiting grant funding to bring a state-of-the-art airport to Tompkins County. The final approach to this project landed this spring with a $14.2 million grant through the Upstate Airport Revitalization Initiative, with the possibility of additional Federal and State aid still to be determined. This was only possible through the stewardship, commitment and tenacity of past and current Legislative leadership, and the Airport Director. By the end of the 2019, ITH will have a new and expanded passenger terminal supported by new geothermal heating/cooling system which will nearly eliminate natural gas usage for the entire terminal building, as well as a new solar canopy. 2019 will mark a historic year as the airport embraces the $24.7 million renovation and expansion.

The Recommended Budget includes continued assistance to the airport through a waiver of administrative fees for services provided to the airport by County staff. This would be the fifth year of what was originally a three-year plan to help the airport rebuild passenger activity and return to full self-sufficiency. The waiver saves the airport $126,000 in payments to the County. The airport team has done a remarkable job in instituting cost-effective and efficient measures while successfully trying to improve passenger activity. Following completion of the airport renovation and expansion project, a budget review should be conducted to determine if the administrative fees should continue to be absorbed by the General Fund or returned to the Airport Fund.

Risks

There are four significant risks inherent in this budget.

Solid Waste Fee: In contrast to the financial stability in 2017, our recycling revenue has been adversely impacted by a significant decline in recycling commodity prices in 2018. Recycling markets are volatile by nature, and this has been one of the most turbulent stretches in recent history. Prices for all commodities, especially mixed paper, have dropped by over 50% in the past year. It is not clear if prices will return to previous levels. As a result, the Recommended Budget reflects a revenue shortfall of approximately $400,000.

Another factor is the cost of County-wide recycling collection, which increased by $500,000 under the new 10-year contract in 2018. Although the remainder of the $6.3 million Recycling and Materials Management budget remains stable with less than a 2% increase, the decline in revenues and increase in contractual expenses has necessitated a proposed annual fee increase from $55 to $58 per household in 2019.

It is likely that the 2020 budget will require careful consideration of expense reductions if recycling revenues remain low to minimize any future fee increases. This work will be challenging and require pre-budget planning at the start of 2019.

Sales tax: The absence of any discernible pattern in recent sales tax collections makes trend-based predictions of future collections difficult, if not impossible. The estimate used in the 2019 budget is intended to err on the conservative side, while balancing the possibility of a new base line of sales tax collections considering the past 18-month surge in collections. However, the Recommended Budget provides growth over the prior year, but not too much growth. Keeping an eye on avoiding an overly aggressive revenue projection, should the economy take a turn for the worse in the upcoming 24 months, will allow for a course correction by the County should one be needed.

Raise the Age: In 2017 new legislation was passed raising the age of juvenile delinquency from age 16- to 17-years-old beginning on October 1, 2018, and subsequently raising the age of criminal responsibility to 18-years-old on October 1, 2019. Raise the Age (RTA) legislation requires all youth to be removed from adult facilities or jails and transferred to age-appropriate housing and programming. Youth under the age of eighteen will no longer be placed or held in jails after October 1, 2018.

The key goal of this legislation is to ensure children and families get the services they need to keep them out of the justice system and hopefully never enter it again, while ensuring the public safety of the community is maintained.

Over the past year an RTA Planning Workgroup, consisting of internal County departments and external partner agencies, has been facilitating meetings focused on the changes and investments that will be required to successfully implement RTA.

Under the provisions of the law, counties are to be reimbursed for all costs associated with the implementation and ongoing services associated with raising the age of criminal responsibility. Furthermore, in order to qualify for reimbursement, counties will have to adhere to the state-imposed property tax cap and submit for state approval a plan of work for raising the age locally.

Because details of reimbursement regarding staff needs have not yet been identified, the Recommended Budget includes $150,000 of expenditures in the Probation Budget related to RTA without identified reimbursements. Under DSS Child Care budgets, estimated detention expenditures to the tune of $1.65 million were budgeted. These budgeted expenditures are accompanied with offsetting revenues, as detention costs related to RTA are easier to identify than support staff positions.

Due to other unknowns, we have opted to wait and measure costs to all other departments as RTA is implemented over the next twelve months prior to making any additional budget adjustments.

Jail Board-Outs: Despite the loss of the jail variance at the end of 2017, the County remarkably has kept board-out expenses at a minimum. It is recommended for a second year that a $300,000 OTR placeholder be put in the contingent fund should there be an immediate increase in board-out costs in the near future.

Tax Cap

Under "normal" circumstances, our estimate for the 2019 tax cap, based on information supplied by the State would be 4.78%. However, for the 2019 taxes an "abnormal" circumstance has occurred. The Town of Dryden has elected to join other towns in using its anticipated sales tax revenue to lower the county tax rate for town residents, as opposed to taking that revenue in its town budget. The Town of Dryden has taxable State-owned forest land on which town and school district taxes, but not county taxes, are levied. By having a higher town tax rate, Dryden can generate more revenue from New York State (about $12,000). This in turn provides Dryden taxpayers with a net reduction in their total tax bill (combined Town and County tax rates).

This has a temporary and somewhat deceptive impact on the County's tax cap calculation for 2019.

When computing the County's tax cap, town sales tax credits are first subtracted from the prior year's tax levy at the beginning of the cap calculation. Then, at the end of the cap calculation, town sales tax credits (estimates for the upcoming year) are added back to the cap levy. This has the effect of adding the net difference between the prior year and upcoming credits to the tax cap calculation for the coming year. In other words, the increase in the growth in the sales tax credits is added to the County's cap calculation for the upcoming year.

Because the Town of Dryden was not part of the calculation for 2018, but is part of the calculation for 2019, its estimated sales tax credit for 2019 (approx. $2,449,000) has substantially increased the County's tax cap calculation for 2019 to 9.76%. *Remember this is only temporary!* After 2019, the calculated tax cap will return to "normal" levels.

Fiscal Summary

The Recommended Budget has applied the resources available within the parameters set by the Legislature. It asks for an increase in the property tax levy in an amount necessary to ensure a continuity of service to the community.

Total Budget: The Recommended 2019 budget stands at $186.5 million. This represents a 2.57% increase in total spending over the 2018 modified budget.

Local Dollar Budget: The local dollar budget is the portion of the budget that is not reimbursed by the state or federal governments, nor offset by earned program income. It is spending that must be supported by local dollars—mostly by local sales and property tax revenue. The 2019 local dollar budget totals $89.9 million, or 2.05% more than in 2018.

Property Tax Levy: The gap between total expenses and all other revenue is filled by the property tax. The recommended budget would be balanced by a property tax levy of $49,843,569—an increase of 1.43% over 2018. The recommended levy is below the projected property tax cap.

Property Tax Rate: Because of a robust 4.3% increase in the value of taxable property in the County, the recommended 2019 property tax rate will decline to $6.39 per $1,000 from the 2018 tax rate of $6.58 per $1,000, a reduction of 2.76%

This is the fifth consecutive reduction in the County's property tax rate. As proposed, the tax rate is the lowest it has been since 2011.

Impact on Owner of Median-Valued Home: Over the past year, the median value of a single-family home in Tompkins County has risen from $178,000 to $185,000. The recommended budget, including the increase in solid waste fee, would increase the County property tax bill for the owner of a median-valued home by $15.40.

As I transmit the recommended budget, I wish to thank all County Department Heads and staff for their professionalism, commitment to the community and patience. This being my first budget as County Administrator there were multiple meetings, phone calls and even late-night text messages that County Staff endured as I became familiar with the budget and operations. Their patience in explaining to me and enduring the many questions I had regarding the elements of their budgets emulates their continued commitment to the County and its constituents.

I would also like to thank the Agency Directors and their staff for their professional approach to the challenges that mark every budget. All demonstrated their commitment, and ability, to provide services essential to the community with both quality and efficiency.

The Legislature, too, is recognized for establishing clear policy guidance and instilling a culture of fiscal discipline and responsiveness to community needs that has shaped this budget. The willingness to engage in the budget process beginning in April by setting fiscal policy and guidance provides clear expectations for preparing a budget to meet policy needs. As a result, the County is well positioned to provide effective and efficient services, invest in the public's infrastructure, sustain our partner agencies, and maintain our strong fiscal health—all with a modest increase in the property tax levy.

Special thanks to Kevin McGuire, whom I have come to rely on countlessly throughout the budget preparation process. His mastery of the budgeting systems and attention to detail have made the preparation and presentation of this budget among the best. And his interactions with department and agency staff, thoughtful questions and due diligence have made the budget accurate and transparent for all readers.

I look forward to working with the Legislature in the coming weeks to delve into the details of the budget and arrive at a 2019 spending plan that aligns with the priorities and values of our community.

Sincerely,

Jason Molino
County Administrator

2019 Tompkins County Recommended Budget
Table of Contents

Message from the County Administrator

Section 1 – Tompkins County

Tompkins County Overview 1-1
Organization Chart 1-2
Legislature 1-3
Department Contact List 1-6
Agency Contact List 1-8

Section 2 – Fiscal Summary

2019 Tompkins County Budget Overview 2-1
2019 Budget – Local Dollars – Target, Requests, and Recommended 2-2
Summary of Over Target Requests 2-3
Unallocated Revenues 2-17
Tompkins County Full-Time Equivalents 2-18
Tompkins County Human Service Mandates 2-19
Tompkins County Benefits 2-20
Status of General Fund Balance 2-21
Statement of Fund Balances 2-22
Constitutional Tax Margin and Debt Limit 2-23
Use of Rollover 2-24
Property Tax Cap Summary 2-25
Tompkins County Room Tax 2-26
Diagram Illustrating Sales Tax Distribution 2-27

Section 3 – Capital Plan

Capital Plan & Budget (New and Active Projects) 3-1
Capital Project Cost Summary by Fund and Department 3-13
Cash Flow Projection 3-14
Debt Service Schedule and Cash Capital Outlays 3-15
Project Approval Review (PAR) Forms 3-17

Section 4 – Departments and Budgeting Units

Airport 4-1
Assessment Department 4-5
Assigned Counsel 4-10
Board of Elections 4-15
Capital Program 4-21

Contingent Fund 4-23
County Administration 4-26
County Attorney 4-41
County Clerk 4-46
County Historian 4-52
County Office for the Aging 4-54
Debt Service Fund 4-74
District Attorney 4-77
Emergency Response 4-81
Facilities Department 4-87
Finance Department 4-95
Health Department 4-102
Highway Department 4-121
Human Resources Department 4-132
Human Rights, Office of 4-138
Information Technology Services 4-143
Insurance Reserve 4-151
InterFund Distribution 4-153
Ithaca-Tompkins County Transportation Council 4-155
Legislature 4-166
Memorial Celebrations 4-171
Mental Health Department 4-173
Outside Colleges 4-195
Planning and Sustainability Department 4-197
Probation and Community Justice Department 4-208
Recycling and Materials Management 4-218
Sales Tax Distribution 4-228
Sheriff's Office 4-230
Sheriff's Office – Jail 4-236
Social Services Department 4-241
Tompkins Center for History & Culture 4-252
Tourism Promotion 4-254
Transportation Planning 4-256
Unallocated Revenues 4-260
Veterans Service Agency 4-262
Weights and Measures 4-264
Workforce Development Board 4-269
Workforce NY Career Center 4-273
Youth Services Department 4-278
Youth Services Department – Recreation Partnership 4-289

Section 5 – Sponsored Agency Budgets

Animal Control - SPCA 5-1
Child Development Council 5-4
Cooperative Extension 5-7
History Center in Tompkins County 5-17
Human Services Coalition - Community Agencies 5-21
Human Services Coalition of Tompkins County 5-34
Opportunities, Alternatives, and Resources(OAR) 5-38
Rural Library Services 5-42
Soil and Water Conservation District 5-48
Tompkins Community Action 5-53
Tompkins Consolidated Area Transit 5-64
Tompkins Cortland Community College 5-66
Tompkins County Area Development 5-68
Tompkins County Public Library 5-71

Appendices

Appendix A
Schedule of Fees A-1
Appendix B
Contract List B-1
Appendix C
Membership List C-1
Chart of Accounts C-7
Appendix D
Results Based Accountability (RBA) D-1

This Page Intentionally Left Blank

Tompkins County Overview

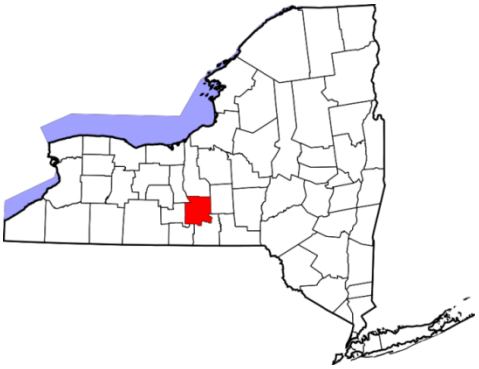

Tompkins County is located in the south central portion of New York State at the south end of Cayuga Lake. Upon its founding in 1817, the county was named after Daniel D. Tompkins, the 4th Governor of New York and the 6th Vice President of the United States.

As of the 2010 Census, the County has a population of 101,564 and a land mass of 460 square miles; equaling a population density of 221 people per square mile.

Unlike most other counties in New York State, Tompkins County has enjoyed population growth over the last decade. The presence of large institutions of higher education, including Cornell University, Ithaca College, and Tompkins-Cortland Community College, has provided a degree of population and economic stability that distinguishes the County from many other areas of the State.

The County has an extensive transit network anchored by a public bus system, Tompkins County Area Transit (TCAT), and the Ithaca Tompkins Regional Airport. The County is served by several major State highways. The Ithaca Bus Terminal also connects the area to the surrounding regions and has direct service to New York City.

Within the county, there are five local newspapers that are published from a daily to a weekly basis. These include: The Ithaca Journal [1814, daily], The Cornell Daily Sun [1880, daily], The Ithacan [1932, weekly], and The Ithaca Times [1979, weekly], and the Tompkins Weekly [2006, weekly]. The Cornell Daily Sun and The Ithacan are student-run publications through Cornell University and Ithaca College respectively.

Tompkins County is governed under home rule, which provides for the separation of the Legislative and Executive Branches of government. The Tompkins County Charter was approved in 1968 and took effect in 1970. The County has a legislature-administrator form of government where a 14-member legislature elected from single member districts appoints a County Administrator who "oversees and coordinates the operations of county government to successfully carry out the policies of the County Legislature."[1] Legislators are elected to four year terms. Other elected officials include the District Attorney, Sheriff, and County Clerk.

The County is composed of: nine townships – Lansing, Groton, Dryden, Caroline, Danby, Newfield, Enfield, Ulysses, and Ithaca; six villages – Cayuga Heights, Dryden, Freeville, Groton, Lansing, and Trumansburg; and one city – City of Ithaca, which is also the county seat with a population of 30,014.

[1] http://tompkinscountyny.gov/ctyadmin

Tompkins County Organization Chart

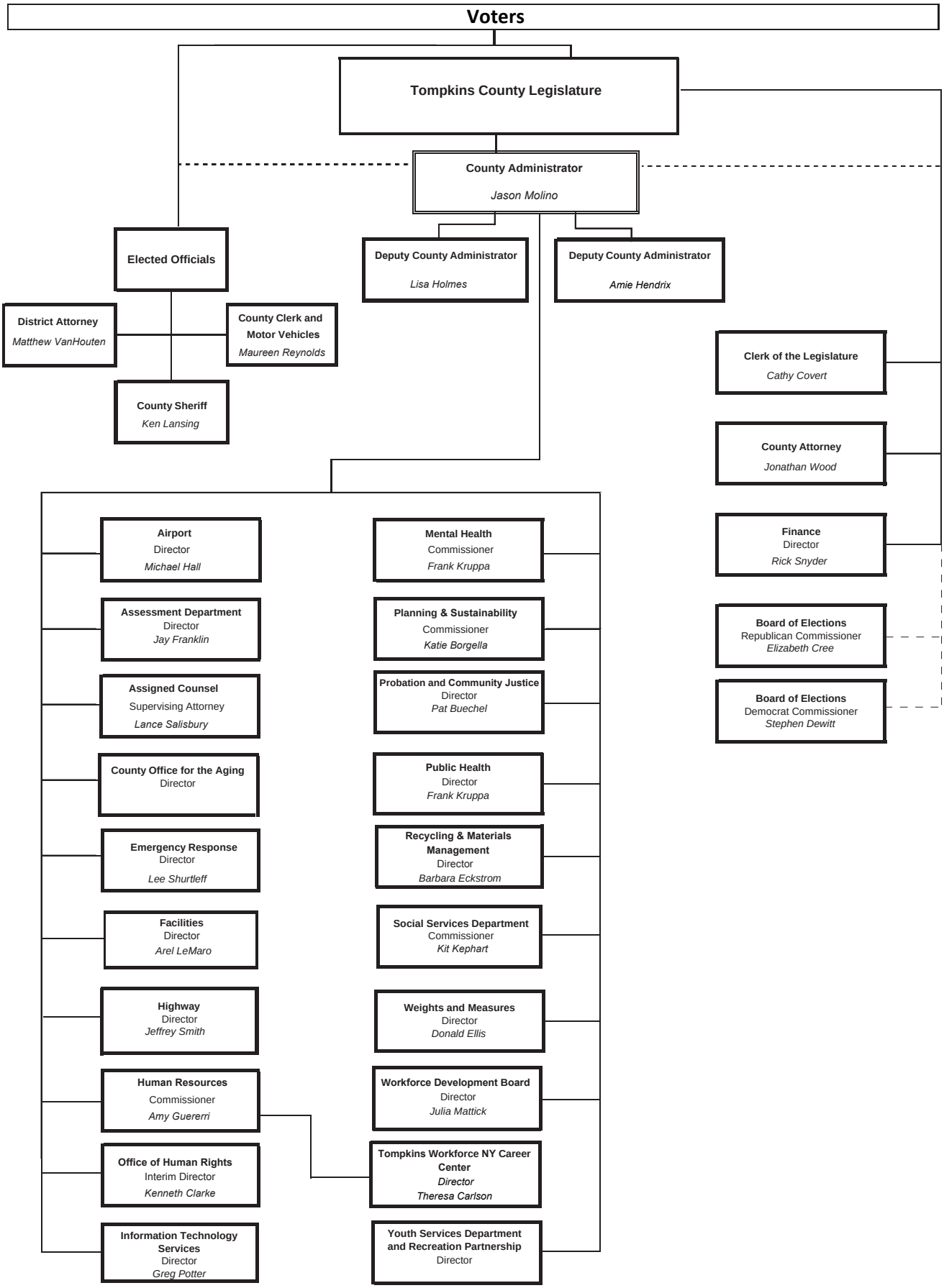

Tompkins County Legislature (2018 - 2021)

Governor Daniel D. Tompkins Building - - 121 E. Court Street, Ithaca, NY 14850 - - 607-274-5434 (Phone)

Leslyn McBean-Clairborne (D - District 1)
528 West Clinton Street
Ithaca, NY 14850
Telephone: 607-277-5104
E-mail: lmcbean@tompkins-co.org

Anna R. Kelles (D - District 2)
139 Linn Street
Ithaca, NY 14850
Telephone: 607-342-2036
E-mail: akelles@tompkins-co.org

Henry Granison (D - District 3)
107 Oxford Place
Ithaca, NY 14850
Telephone: 607-342-8643
E-mail: hgranison@tompkins-co.org

Richard T. John (D - District 4)
502 East Seneca Street
Ithaca, NY 14850
Telephone: 607-256-9794
E-mail: rjohn@tompkins-co.org

Anne Koreman (D - District 5)
4348 Swamp College Road
Trumansburg, NY 14886
Telephone: 607-319-3355
E-mail:akoreman@tompkins-co.org

Michael J. Sigler (R - District 6)
218 Peruville Road
Freeville, NY 13068
Telephone: 607-339-7978
E-mail: msigler@tompkins-co.org

Dan Klein (D - District 7)
56 Durfee Hill Road
Ithaca, NY 14850
Telephone: 607-272-7582
E-mail: dklein@tompkins-co.org

David M. McKenna (R - District 8)
319 Douglas Road
Newfield, NY 14867
Telephone: 607-564-7243
E-mail: dmckenna@tompkins-co.org

Glenn Morey (R - District 9)
720 South Main Street
Groton, New York 13073
Telephone: (607) 898-3292
E-mail: gmorey@tompkins-co.org

Deborah Dawson (D - District 10)
51 Dart Drive
Ithaca, NY 14850
Telephone: 607-351-8689
E-mail: ddawson@tompkins-co.org

Shawna Black (D - District 11)
102 Kay Street
Ithaca, NY 14850
Telephone: 607-351-7855
E-mail: sblack@tompkins-co.org

Amanda Champion (D - District 12)
24 Helen's Way
Ithaca, NY 14850
Telephone: 607-351-2828
E-mail: achampion@tompkins-co.org

Martha Robertson (D - District 13)
1655 Ellis Hollow Road
Ithaca, NY 14850
Telephone: 607-592-3119
E-mail: mrobertson@tompkins-co.org

Michael E. Lane (D - District 14)
42 East Main Street
Dryden, NY 13053
Telephone: 607-844-8440
E-mail: mlane@tompkins-co.org

County Legislative District Map

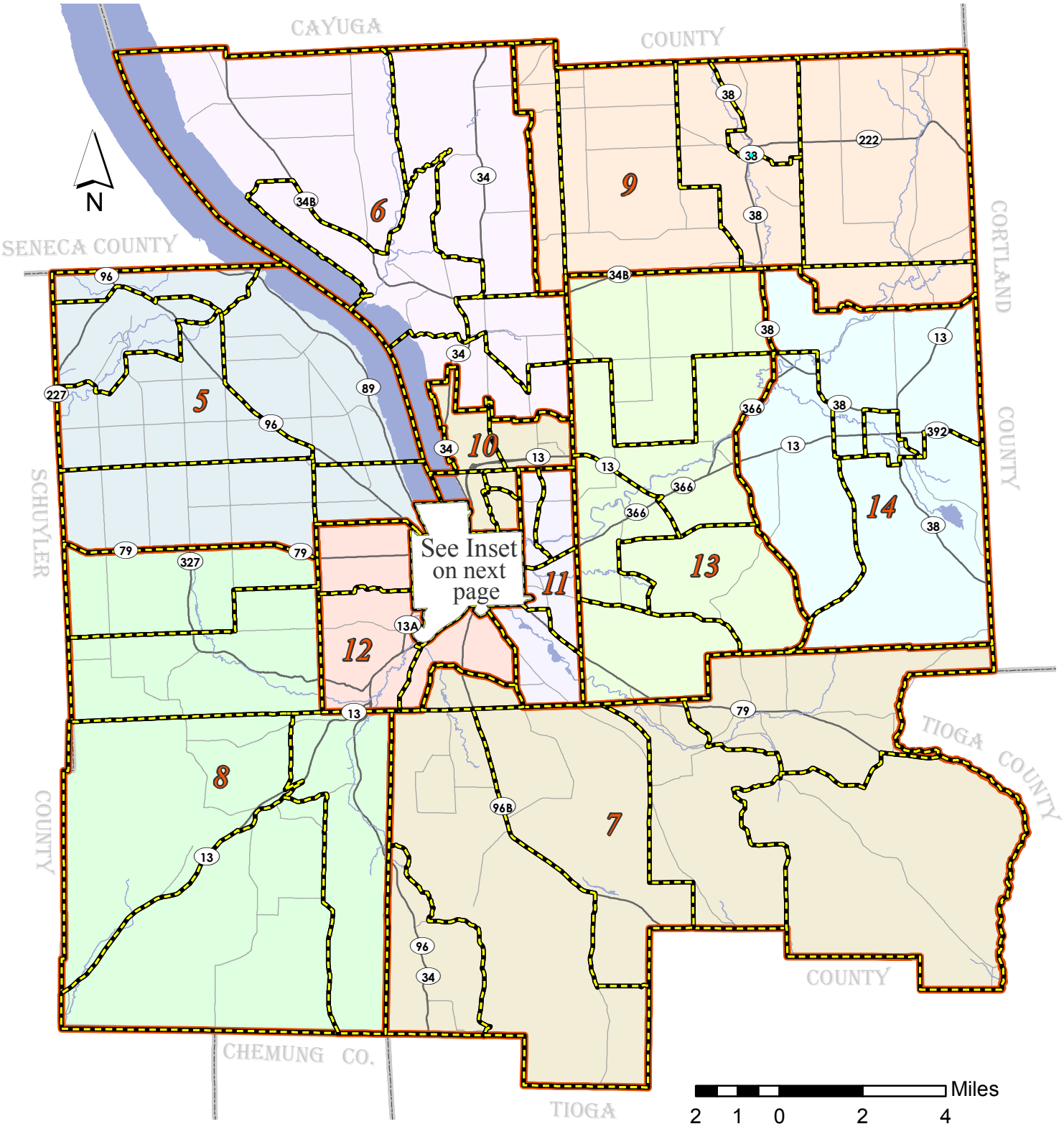

County Legislative District Map
City of Ithaca Detail

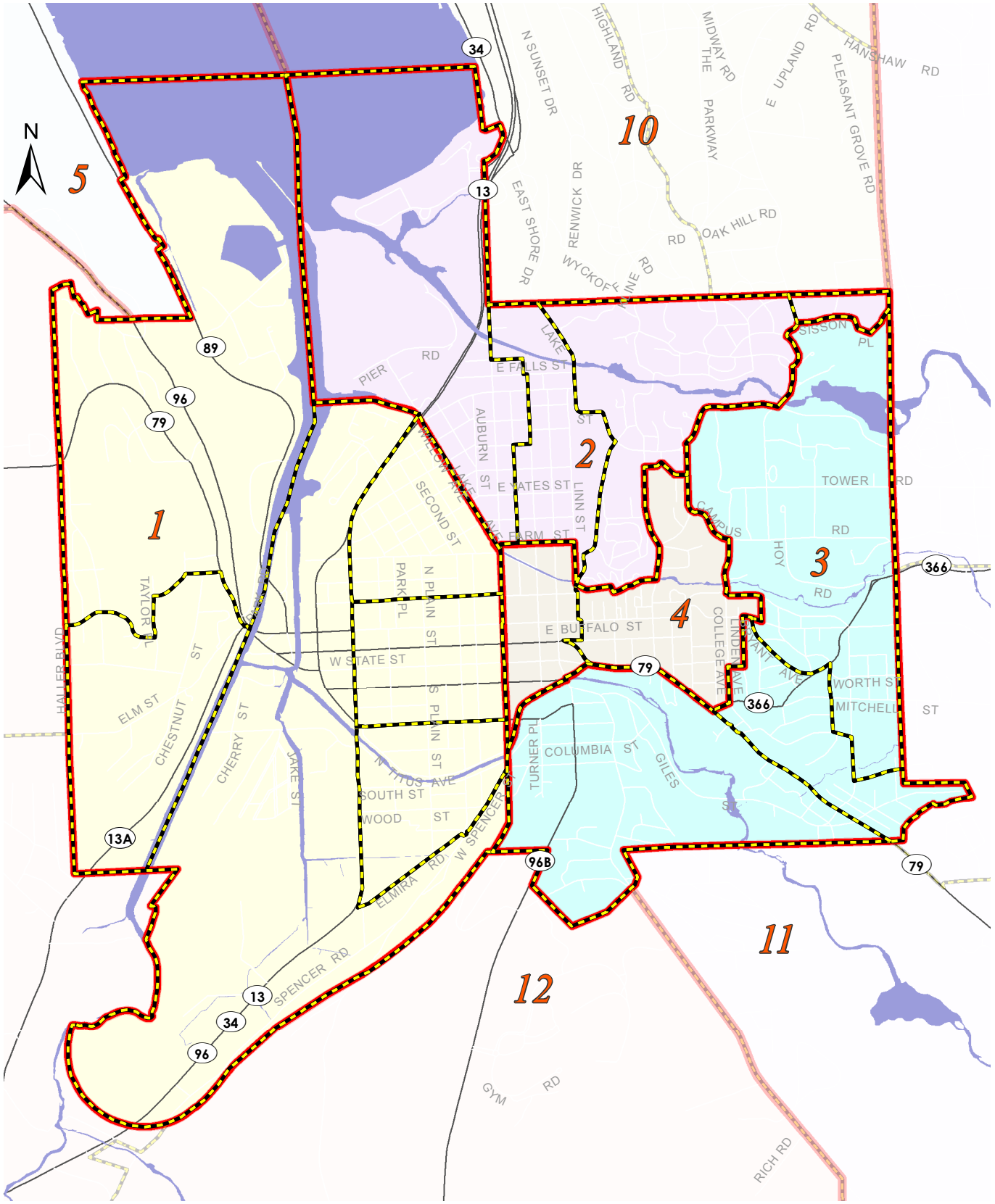

Tompkins County Department Contact List

Airport
Michael Hall
Airport Director
72 Brown Road
Ithaca, NY 14850
mshall@tompkins-co.org
www.flyithaca.com

Assessment Department
Jay Franklin
Director
128 E. Buffalo Street
Ithaca, NY 14850
assessment@tompkins-co.org
www.tompkinscountyny.gov/assessment

Assigned Counsel
Lance Salisbury
Supervising Attorney
171 E. Martin Luther King Jr/State St.
Center Ithaca Box 149
Ithaca, NY 14850
lsalisbury@tompkins-co.org
www.tompkinscountyny.gov/ac

Board of Elections
Stephen DeWitt
Elizabeth Cree
Elections Commissioners
128 E. Buffalo Street
Ithaca, NY 14850
ecree@tompkins-co.org
sdewitt@tompkins-co.org
www.tompkinscountyny.gov/boe

County Administration
Jason Molino
County Administrator
125 E. Court Street
Ithaca, NY 14850
jmolino@tompkins-co.org
www.tompkinscountyny.gov/ctyadmin

County Attorney
Jonathan Wood
County Attorney
125 E. Court Street
Ithaca, NY 14850
jwood@tompkins-co.org
www.tompkinscountyny.gov/ctyattorney

County Clerk
Maureen Reynolds
County Clerk
320 N. Tioga Street
Ithaca, NY 14850
mreynolds@tompkins-co.org
www.tompkinscountyny.gov/cclerk

County Historian
Carol Kammen
County Historian
125 E. Court Street
Ithaca, NY 14850
ckk6@cornell.edu
www.tompkinscountyny.gov/historian

County Office for the Aging
Vacant
Director
214 W. Martin Luther King Jr/State St.
Ithaca, NY 14850
www.tompkinscountyny.gov/cofa

District Attorney
Matthew VanHoutten
District Attorney
320 N. Tioga St
Ithaca, NY 14850
MVH@tompkins-co.org
www.tompkinscountyny.gov/da

Emergency Response
Lee Shurtleff
Director
92 Brown Road
Ithaca, NY 14850
lshurtleff@tompkins-co.org
www.tompkinscountyny.gov/er

Facilities Department
Arel LeMaro
Director of Facilities
170 Bostwick Road
Ithaca, NY 14850
alemaro@tompkins-co.org
www.tompkinscountyny.gov/facilities

Finance Department
Rick Snyder
Finance Director
125 E. Court Street
Ithaca, NY 14850
rsnyder@tompkins-co.org
www.tompkinscountyny.gov/finance

Health Department
Frank Kruppa
Public Health Director
55 Brown Road
Ithaca, NY 14850
fkruppa@tompkins-co.org
www.tompkinscountyny.gov/health

Highway Department
Jeffrey Smith
Highway Director
170 Bostwick Road
Ithaca, NY 14850
jsmith@tompkins-co.org
www.tompkinscountyny.gov/highway

Human Resources
Amy Guererri
Commissioner
125 E. Court Street
Ithaca, NY 14850
aguererri@tompkins-co.org
www.tompkinscountyny.gov/personnel

Information Technology Services
Greg Potter
Director
128 E. Buffalo Street
Ithaca, NY 14850
gpotter@tompkins-co.org
www.tompkinscountyny.gov/its

Insurance Reserve, Contracts, and Risk Management
Jackie Kippola
125 E. Court Street
Ithaca, NY 14850
jkippola@tompkins-co.org
www.tompkinscountyny.gov/ctyadmin/Risk

Ithaca-Tompkins County Transportation Council
Fernando De Aragon
Director
121 E. Court Street
Ithaca, NY 14850
fdearagon@tompkins-co.org
www.tompkinscountyny.gov/itctc

Legislature
Cathy Covert
Clerk of the Legislature
320 N. Tioga Street
Ithaca, NY 14850
ccovert@tompkins-co.org
www.tompkinscountyny.gov/legislature

Mental Health Department
Frank Kruppa
Commissioner
201 E. Green Street
Ithaca, NY 14850
fkruppa@tompkins-co.org
www.tompkinscountyny.gov/mh

Office of Human Rights
Kenneth Clarke
Interim Director
120 W. Martin Luther King Jr/State St. Ithaca, NY 14850
kbaer@tompkins-co.org
www.tompkinscountyny.gov/humanrights

Planning & Sustainability
Katie Borgella
Commissioner
121 E. Court Street
Ithaca, NY 14850
planning@tompkins-co.org
www.tompkinscountyny.gov/planning

Probation and Community Justice Department
Patricia Buechel
Director
320 W. Martin Luther King Jr/State St.
Ithaca, NY 14850
pbuechel@tompkins-co.org
www.tompkinscountyny.gov/probation

Recycling & Materials Management
Barbara Eckstrom
Director
122 Commercial Avenue
Ithaca, NY 14850
beckstrom@tompkins-co.org
www.recycletompkins.org

Sheriff's Office
Sheriff's Office - Jail
Kenneth Lansing
Sheriff
779 Warren Road
Ithaca, NY 14850
klansing@tompkins-co.org
www.tompkinscountyny.gov/sheriff

Social Services Department
Kit Kephart
Commissioner
320 W. Martin Luther King Jr/State St. Ithaca, NY 14850
kit.kephart@dfa.state.ny.us
www.tompkinscountyny.gov/dss

Tourism Promotion & Community Arts Partnership
Nick Helmholdt
Tourism Planner
121 E. Court Street
Ithaca, NY 14850
nhelmholdt@tompkins-co.org
www.tompkinscountyny.gov/tourism

Weights and Measures
Donald F. Ellis, Jr.
Director
170 Bostwick Road
Ithaca, NY 14850
dellis@tompkins-co.org
www.tompkinscountyny.gov/wm

Workforce Development Board
Julia Mattick
Director
401 E. Martin Luther King Jr/State St.
Suite 402B
Ithaca, NY 14850
jmattick@tompkins-co.org
www.tompkinscountyny.gov/wfny

Tompkins Workforce NY Career Center
Theresa Carlson
Director
171 E. Martin Luther King Jr/State St.
Suite 241
Ithaca, NY 14850
tcarlson@tompkins-co.org
www.tompkinscountyny.gov/wfny

Youth Services Department/
Youth Services Department - Recreation Partnership
Vacant
Director
320 W. Martin Luther King Jr/State St.
Ithaca, NY 14850
www.tompkinscountyny.gov/youth

Tompkins County Agency Contact List

Animal Control - SPCA
(SPCA of Tompkins County)
Jim Bouderau
Executive Director
1640 Hanshaw Road
Ithaca, NY 14850
info@spcaonline.com
www.spcaonline.com

Child Development Council
Sue Dale-Hall
CEO
609 West Clinton Street
Ithaca, NY 14850
sue@childdevelopmentcouncil.org
www.childdevelopmentcouncil.org

Cooperative Extension
Ken Schlather
Executive Director
615 Willow Avenue
Ithaca, NY 14850
ks47@cornell.edu
www.cce.cornell.edu/tompkins

Finger Lakes Library System
Sarah Glogowski
Executive Director
1300 Dryden Road
Ithaca, NY 14850
sglogowski@flls.org
www.flls.org

Groton Public Library
Sara Knobel
112 E. Cortland Street Groton,
NY 13073
director@grotonpubliclibrary.org
www.gpl.org

History Center in Tompkins County
Rod Howe
Executive Director
401 E. Martin Luther King Jr/State
St. Ithaca, NY 14850
director@thehistorycenter.net
www.TheHistoryCenter.net

Human Services Coalition/
HSC – Community Agencies
Kathy Schlather
Executive Director
171 E. Martin Luther King Jr/State
St., #133
Ithaca, NY 14850
kschlather@hsctc.org
www.hsctc.org

Lansing Community Library
Susie Gutenberger
27 Auburn Road/P.O. Box 289
Lansing, NY 14882
info@lansinglibrary.org
www.lansinglibrary.org

Newfield Public Library
Tammy Kubinec
198 Main Street /P.O. Box 154
Newfield, NY 14867
newfieldpubliclibrary@yahoo.com
www.newfieldpubliclibrary.org

Opportunities, Alternatives, and
Resources (OAR)
Deborah Dietrich
Executive Director
910 W. Martin Luther King Jr./State St.
Ithaca, NY 14850
debster61953@earthlink.net
www.oartompkins.org

Soil & Water Conservation District
Jon Negley
District Manager
170 Bostwick Road
Ithaca, NY 14850
jnegley@tompkins-co.org
www.tcswcd.org

Southworth Library (Dryden)
Diane Pamel
24 W. Main Street/ P.O. Box 45
Dryden, NY 13053
southworth@twcny.rr.com
www.southworthlibrary.org

Tompkins Community Action
Lee Dillon
Executive Director
701 Spencer Road
Ithaca, NY 14850
lee.dillon@tcaction.org
www.tcaction.org

Tompkins Consolidated Area Transit
Scot Vanderpool
General Manager
737 Willow Avenue
Ithaca, NY 14850
information@tcatmail.com
www.tcatbus.com

Tompkins Cortland Community College
Orinthia T. Montague
President
170 North Street
Dryden, NY 13053
OTM@tompkinscortland.edu
www.sunytccc.edu

Tompkins County Area Development
Michael Stamm
President
401 E. Martin Luther King Jr/State St.
Ithaca, NY 14850
michaels@tcad.org
www.tcad.org

Tompkins County Public Library
Annette Birdsall
Director
101 E. Green Street
Ithaca, NY 14850
Abirdsall@tcpl.org
www.tcpl.org

Ulysses Philomathic Library
Ksana Broadwell
74 E. Main Street
Trumansburg NY 14886
director@trumansburglibrary.or
g www.trumansburglibrary.org

2019 TOMPKINS COUNTY BUDGET OVERVIEW

Consolidated Budget by Category

	2018 Modified	2019 Recommended	Difference $	Difference %
Expenditures				
Salary and Wages	41,983,906	43,235,352	1,251,446	2.98
Overtime	987,362	1,070,299	82,937	8.40
Premium Pay	409,651	673,977	264,326	64.52
Fringe Benefits	21,177,245	21,774,478	597,233	2.82
Automotive Equipment	763,990	1,199,185	435,195	56.96
Highway Equipment	614,000	451,000	-163,000	-26.55
Other Capital Equip	729,782	638,918	-90,864	-12.45
Highway Materials	2,549,675	2,308,921	-240,754	-9.44
Vehicle Fuel and Maint	999,357	1,027,186	27,829	2.78
Other Supplies	1,221,038	1,121,042	-99,996	-8.19
Travel Training	588,168	598,042	9,874	1.68
Professional Services	7,093,568	6,978,937	-114,631	-1.62
Mandate - Asgn Counsel	2,120,000	2,020,000	-100,000	-4.72
Mandate - PreK and EI	5,836,203	5,651,060	-185,143	-3.17
Mandate - Econ Security	9,062,785	10,578,015	1,515,230	16.72
Mandate - Medicaid	11,578,911	11,786,299	207,388	1.79
Mandate - Child Care	7,097,321	8,872,725	1,775,404	25.02
Mandate-Inmate Boarding	141,582	141,582	0	0.00
Mandate - Inmate Medical	289,772	304,772	15,000	5.18
Mandate - Other	734,421	787,829	53,408	7.27
All Other Contr. Svcs	6,759,603	6,839,818	80,215	1.19
Program Expense*	25,850,740	26,123,770	273,030	1.06
Maintenance	694,392	772,892	78,500	11.30
Utilities	1,374,360	1,458,396	84,036	6.11
Rent	473,243	495,422	22,179	4.69
Other**	6,807,531	6,390,740	-416,791	-6.12
Contrib to SP Agencies	15,971,935	16,076,237	104,302	0.65
Other Finance**	7,897,682	7,111,070	-786,612	-9.96
Total Expenditures	181,808,223	186,487,964	4,679,741	2.57
Revenues				
Federal Aid	19,596,680	19,052,387	-544,293	-2.78
State Aid*	32,855,913	36,943,610	4,087,697	12.44
Local Revenues**	15,964,161	15,353,492	-610,669	-3.83
Other Revenues	12,571,851	12,263,900	-307,951	-2.45
Interfund Transf & Rev	12,706,666	12,953,240	246,574	1.94
Total Revenues	93,695,271	96,566,629	2,871,258	3.06
Net Local	88,112,952	89,921,335	1,808,383	2.05
Sales Tax and Unallocated Revenue	35,958,773	37,810,420	1,851,647	5.15
Property Tax Levy	49,143,124	49,843,569	700,445	1.43
Use of Reserves	2,845,309	2,008,966	-836,343	-29.39
Applied Rollover (Rev.)	165,746	258,380	92,634	55.89
Property Tax Rate	6.58	6.39	-0.18	-2.76
County Property Taxes on Median-valued Home***	1,171	1,183	12.40	1.06
Tompkins County Taxable Base****	7,472,945,446	7,794,963,686	322,018,240	4.31

**Adjusted to exclude Raise The Age (RTA) pass-through funding*
***Adjusted to Exclude Distribution of Sales Tax Pass Through to municipalities.*
****Median-value home price of $178,000 in 2017 applied to 2018 and $185,000 in 2018 applied to 2019 calculation.*
*****Taxable Base value current as of August 23, 2018.*
2018 Modified Budget dollar amounts downloaded from County's Financial System on July 8, 2018.

2019 Budget - Local Dollars - Target, Requests, and Recommended

Department	Target	OTR Requested	OTR Recommended
Airport	0	0	0
Animal Control - SPCA	36,460	0	0
Assessment Department	1,159,742	0	0
Assigned Counsel	2,002,514	0	0
Board of Elections	761,804	0	0
Capital Program	6,375,113	0	0
Child Development Council	0	50,000	50,000
Contingent Fund	900,000	300,000	300,000
Cornell Cooperative Extension	738,221	146,000	116,000
County Administration	1,082,748	196,372	196,372
County Administration - STOP DWI	0	83,490	83,490
County Attorney	433,683	3,000	3,000
County Clerk	492,380	25,000	25,000
County Historian	0	0	0
County Office for the Aging	1,018,942	0	0
Debt Service Fund	0	0	0
District Attorney	1,704,526	0	0
Emergency Response Department	2,987,649	66,220	66,220
Facilities Department	4,198,843	83,000	83,000
Finance Department	1,043,879	0	0
Health Department	5,876,412	25,000	25,000
Highway Department	0	0	0
Highway Machinery	0	405,000	405,000
History Center in Tompkins County	164,536	30,000	10,000
Human Resources, Department of	1,102,032	148,520	148,520
Human Rights, Office of	331,422	0	50,000
Human Services Coalition - Community Agencies	562,063	130,000	130,000
Human Services Coalition of Tompkins County	464,320	0	0
Information Technology Services	1,635,422	82,208	82,208
Insurance Reserve	527,211	0	0
Interfund Distribution	5,619,116	0	0
Ithaca-Tompkins Co. Transportation Council	0	0	0
Legislature & Clerk of the Legislature	829,643	2,500	2,500
Memorial Celebrations	7,500	0	0
Mental Health Department	2,147,584	0	0
Opportunities, Alternatives, and Resources (OAR)	273,686	176,500	138,000
Outside Colleges	420,000	0	0
Planning and Sustainability, Department of	958,201	78,989	65,000
Probation and Community Justice	3,076,398	12,000	12,000
Recycling and Materials Management, Department of	0	0	0
Rural Library Services	190,281	14,700	14,700
Sales Tax Distribution	0	0	0
Sheriff's Office	5,511,700	24,093	24,093
Sheriff's Office - Jail	5,535,866	1,850	1,850
Social Services Department	19,857,893	42,000	42,000
Soil & Water Conservation District	246,974	0	0
Tompkins Center for History & Culture	0	0	0
Tompkins Community Action	252,272	65,000	65,000
Tompkins Consolidated Area Transit	869,522	0	0
Tompkins Cortland Community College	2,976,233	0	0
Tompkins County Area Development	62,602	0	0
Tompkins County Public Library	3,583,626	75,125	75,125
Tourism Promotion	0	0	0
Transportation Planning	109,706	0	0
Unallocated Revenues	-40,000,295	0	0
Veterans Service Agency	100,000	0	0
Weights & Measures Department	116,209	38,130	38,130
Workforce Development Board	0	0	0
Workforce NY Career Center	0	0	0
Youth Services Department	1,120,394	63,379	63,379
Youth Services Recreation Partnership	71,915	0	0
Totals	49,536,948	2,368,076	2,315,587

Summary of Over Target Requests

Assessment Department

OTR # 24 **Priority** 1 Replace Jeep Liberty with EV

		Account	Requested		Recommended	
1355	42771	INTERDEPARTMENT	-5,000	One-time	-5,000	One-time
1355	52231	VEHICLES	5,000	One-time	5,000	One-time
1355	52231	VEHICLES	15,000	Rollover	15,000	Rollover
1355	41084	USE OF ROLLOVER	-15,000	Rollover	-15,000	Rollover
		Local Share	0		0	
		Total of Assessment Department OTRs	0		0	

Board of Elections

OTR # 62 **Priority** 1 Voting Machine Replacement

		Account	Requested		Recommended	
1450	41084	USE OF ROLLOVER	-19,880	Rollover	-19,880	Rollover
1450	52220	DEPARTMENTAL	19,880	Rollover	19,880	Rollover
		Local Share	0		0	
		Total of Board of Elections OTRs	0		0	

Child Development Council

OTR # null **Priority** 1 Funding to Improve Child Care Options

		Account	Requested		Recommended	
6303	54400	PROGRAM EXPENSE	50,000	One-time	50,000	One-time
		Local Share	50,000		50,000	
		Total of Child Development Council OTRs	50,000		50,000	

Contingent Fund

OTR # 60 **Priority** 1 Cover unanticipated cost of Board-Outs

		Account	Requested		Recommended	
1990	54469	BOARDING OF PRISONERS	300,000	One-time	300,000	One-time
		Local Share	300,000		300,000	
		Total of Contingent Fund OTRs	300,000		300,000	

Cornell Cooperative Extension

OTR # 41 **Priority** 1 Operations Effectiveness Manager Position

		Account	Requested		Recommended	
2981	54400	PROGRAM EXPENSE	30,000	One-time	0	One-time
		Local Share	30,000		0	

OTR # 42 **Priority** 2 4-H Acres Upgrades, Repairs

		Account	Requested		Recommended	
2981	54400	PROGRAM EXPENSE	96,000	One-time	96,000	One-time
		Local Share	96,000		96,000	

OTR # 43 **Priority** 3 Managing and Leveraging Interns

		Account	Requested		Recommended	
2981	54400	PROGRAM EXPENSE	11,000	One-time	11,000	One-time
		Local Share	11,000		11,000	

OTR # 44 **Priority** 4 Program Assistance

		Account	Requested		Recommended	
2981	54400	PROGRAM EXPENSE	9,000	One-time	9,000	One-time
		Local Share	9,000		9,000	
		Total of Cornell Cooperative Extension OTRs	146,000		116,000	

County Administration

OTR # 63 **Priority** 1 Consultant/Trainer for Climate Survey Action Implementation

		Account	Requested		Recommended	
1230	54442	PROFESSIONAL SERVICES	22,500	One-time	22,500	One-time
		Local Share	22,500		22,500	

OTR # 32 **Priority** 2 Funding for Criminal Justice Coordinator position

		Account	Requested		Recommended	
1232	51000199	CRIMINAL JUSTICE COORD	74,980	One-time	74,980	One-time
1232	58800	FRINGES	36,842	One-time	36,842	One-time
1232	54412	TRAVEL/TRAINING	1,500	One-time	1,500	One-time
1232	54416	MEMBERSHIP DUES	500	One-time	500	One-time
1232	51600	LONGEVITY	500	One-time	500	One-time
1232	54414	LOCAL MILEAGE	250	One-time	250	One-time
		Local Share	114,572		114,572	

OTR # 33 **Priority** 3 Countywide Performance Measurement Project

		Account	Requested		Recommended	
1230	52230	COMPUTER SOFTWARE	15,400	One-time	15,400	One-time
1230	54442	PROFESSIONAL SERVICES	8,900	One-time	8,900	One-time
		Local Share	24,300		24,300	

OTR # 35 **Priority** 4 Funding for Shared Plug-in Vehicle Purchase

		Account	Requested		Recommended	
1230	52231	VEHICLES	10,000	Rollover	10,000	Rollover
1230	41084	USE OF ROLLOVER	-10,000	Rollover	-10,000	Rollover
		Local Share	0		0	

OTR # 45 **Priority** 5 Support for City of Ithaca's Parks Planning

		Account	Requested		Recommended	
1230	54445	INTERMUNICIPAL	10,000	One-time	10,000	One-time
		Local Share	10,000		10,000	

OTR # 65 **Priority** 6 Engineering for Capital Planning and Space Needs

		Account	Requested		Recommended	
1230	54442	PROFESSIONAL SERVICES	25,000	One-time	25,000	One-time
		Local Share	25,000		25,000	
		Total of County Administration OTRs	196,372		196,372	

County Administration - STOP DWI

OTR # 61 **Priority** 1 Annual Support of STOP DWI Activities in DA Office

		Account	Requested		Recommended	
4250	51000203	CONFIDENTIAL	14,445	One-time	14,445	One-time
4250	51000356	SEC/PARA AID TO DA	41,660	One-time	41,660	One-time
4250	58800	FRINGES	27,385	One-time	27,385	One-time
		Local Share	83,490		83,490	
		Total of County Administration - STOP DWI OTRs	83,490		83,490	

County Attorney

OTR # 56 **Priority** 1 Increased funding for legal reference materials

		Account	Requested		Recommended	
1420	54332	BOOKS	3,000	Target	3,000	Target
		Local Share	3,000		3,000	
		Total of County Attorney OTRs	3,000		3,000	

County Clerk

OTR # 21 **Priority** 1 Purchase New Mail Vehicle (PEV)

		Account	Requested		Recommended	
1346	52231	VEHICLES	30,000	One-time	30,000	One-time
1346	42771	INTERDEPARTMENT	-5,000	One-time	-5,000	One-time
		Local Share	25,000		25,000	
		Total of County Clerk OTRs	25,000		25,000	

County Office for the Aging

OTR # 55 **Priority** 1 Increased WRAP Funding

		Account	Requested		Recommended	
6796	54400	PROGRAM EXPENSE	11,662	Rollover	11,662	Rollover
6796	41084	USE OF ROLLOVER	-11,662	Rollover	-11,662	Rollover
		Local Share	0		0	
		Total of County Office for the Aging OTRs	0		0	

Emergency Response Department

OTR # 40 **Priority** 1 Department of Emergency Response Reorganization

		Account	Requested		Recommended	
3410	51000	REGULAR PAY	44,500	Target	44,500	Target
3410	58800	FRINGES	21,720	Target	21,720	Target
		Local Share	66,220		66,220	
		Total of Emergency Response Department OTRs	66,220		66,220	

Facilities Department

OTR # 49 **Priority** 1 Tractor Replacement

		Account	Requested		Recommended	
1620	52231	VEHICLES	18,000	One-time	18,000	One-time
		Local Share	18,000		18,000	

OTR # 50 **Priority** 2 Maintenance Vehicle Replacement

		Account	Requested		Recommended	
1620	52231	VEHICLES	36,000	One-time	36,000	One-time
		Local Share	36,000		36,000	

OTR # 51 **Priority** 3 Maintenance Vehicle Replacement

		Account	Requested		Recommended	
1620	52231	VEHICLES	29,000	One-time	29,000	One-time
		Local Share	29,000		29,000	
		Total of Facilities Department OTRs	83,000		83,000	

Health Department

OTR # 58 **Priority** 1 Ergonomic Assistance Pool

		Account	Requested		Recommended	
4013	54400	PROGRAM EXPENSE	25,000	One-time	25,000	One-time
		Local Share	25,000		25,000	

OTR # 59 **Priority** 1 Vehicle Replacement

		Account	Requested		Recommended	
4010	42771	INTERDEPARTMENT	-25,000	One-time	-25,000	One-time
4095	43401	PUBLIC HEALTH WORK	-26,712	One-time	-26,712	One-time
4010	52231	VEHICLES	51,712	One-time	51,712	One-time
4010	52231	VEHICLES	105,788	Rollover	105,788	Rollover
4010	41084	USE OF ROLLOVER	-105,788	Rollover	-105,788	Rollover
		Local Share	0		0	
		Total of Health Department OTRs	25,000		25,000	

Highway Machinery

OTR # 26 **Priority** 1 Single Axle Dump Truck Replacement

		Account	Requested		Recommended	
5130	52233	HIGHWAY EQUIPMENT	104,000	One-time	104,000	One-time
5130	42665	SALE OF EQUIPMENT	-5,000	One-time	-5,000	One-time
		Local Share	99,000		99,000	

OTR # 27 **Priority** 2 Roadside Mower Replacement

		Account	Requested		Recommended	
5130	52233	HIGHWAY EQUIPMENT	135,000	One-time	135,000	One-time
5130	42665	SALE OF EQUIPMENT	-10,000	One-time	-10,000	One-time
		Local Share	125,000		125,000	

OTR # 28 **Priority** 3 Tandem-axle Haul Truck Replacement

		Account	Requested		Recommended	
5130	52233	HIGHWAY EQUIPMENT	161,000	One-time	161,000	One-time
5130	42665	SALE OF EQUIPMENT	-15,000	One-time	-15,000	One-time
		Local Share	146,000		146,000	

OTR # 29 **Priority** 4 Broom Tractor Replacement

		Account	Requested		Recommended	
5130	52233	HIGHWAY EQUIPMENT	51,000	One-time	51,000	One-time
5130	42665	SALE OF EQUIPMENT	-16,000	One-time	-16,000	One-time
		Local Share	35,000		35,000	
		Total of Highway Machinery OTRs	405,000		405,000	

History Center in Tompkins County

OTR # 53 **Priority** 1 Archival Basement Storage at 401 E. State Street

		Account	Requested		Recommended	
7510	54400	PROGRAM EXPENSE	10,000	One-time	10,000	One-time
		Local Share	10,000		10,000	

OTR # 54 **Priority** 1 Office Manager/Bookkeeper position

		Account	Requested		Recommended	
7510	54400	PROGRAM EXPENSE	20,000	One-time	0	One-time
		Local Share	20,000		0	
		Total of History Center in Tompkins County OTRs	30,000		10,000	

Human Resources, Department of

OTR # 15 **Priority** 1 Employee Benefits Assistant

	Account		Requested		Recommended	
1430	51000317	EMPLOYEE BENEFITS	30,000	Target	30,000	Target
1430	58800	FRINGES	14,643	Target	14,643	Target
		Local Share	44,643		44,643	

OTR # 17 **Priority** 2 Professional Services - Legal Retainer

	Account		Requested		Recommended	
1430	54442	PROFESSIONAL SERVICES	24,000	Target	24,000	Target
		Local Share	24,000		24,000	

OTR # 16 **Priority** 3 Personnel Assistant Trainee

	Account		Requested		Recommended	
1430	51000357	PERS ASST TRAIN	43,597	One-time	43,597	One-time
1430	58800	FRINGES	21,280	One-time	21,280	One-time
		Local Share	64,877		64,877	

OTR # 18 **Priority** 4 Talent Acquisition Fund (Recruitment)

	Account		Requested		Recommended	
1430	54400	PROGRAM EXPENSE	15,000	Target	15,000	Target
		Local Share	15,000		15,000	

OTR # 68 **Priority** 5 Staff Overlap

	Account		Requested		Recommended	
1430	41084	USE OF ROLLOVER	-7,500	Rollover	-7,500	Rollover
1430	51000174	DEP COMM PERSONNEL	7,500	Rollover	7,500	Rollover
		Local Share	0		0	
		Total of Human Resources, Department of OTRs	148,520		148,520	

Human Rights, Office of

OTR # 70 **Priority** 1 OHR Relocation to Human Services Annex

	Account		Requested		Recommended	
8040	54470	BUILDING REPAIRS	0	One-time	50,000	One-time
		Local Share	0		50,000	
		Total of Human Rights, Office of OTRs	0		50,000	

Human Services Coalition - Community Agencies

OTR # 36 **Priority** 1 Transitional Housing Plan

		Account	Requested		Recommended	
6305	54400	PROGRAM EXPENSE	50,000	One-time	50,000	One-time
		Local Share	50,000		50,000	

OTR # 37 **Priority** 2 LawNY

		Account	Requested		Recommended	
6305	54400	PROGRAM EXPENSE	25,000	One-time	25,000	One-time
		Local Share	25,000		25,000	

OTR # 38 **Priority** 3 Downtown Ithaca Children's Center

		Account	Requested		Recommended	
6305	54400	PROGRAM EXPENSE	55,000	One-time	55,000	One-time
		Local Share	55,000		55,000	
		Total of Human Services Coalition - Community	130,000		130,000	

Information Technology Services

OTR # 34 **Priority** 1 Increased costs for software maintenance

		Account	Requested		Recommended	
1680	54425	SERVICE CONTRACTS	38,904	Target	38,904	Target
		Local Share	38,904		38,904	

OTR # 30 **Priority** 2 Telcom/Programming/Administrator

		Account	Requested		Recommended	
1680	51000739	TELCOM/PRGRMING AD	29,100	One-time	29,100	One-time
1680	58800	FRINGES	14,204	One-time	14,204	One-time
		Local Share	43,304		43,304	
		Total of Information Technology Services OTRs	82,208		82,208	

Legislature & Clerk of the Legislature

OTR # 31 **Priority** 1 Additional Conference Expenses for New Legislators

		Account	Requested		Recommended	
1010	54412	TRAVEL/TRAINING	2,500	Target	2,500	Target
		Local Share	2,500		2,500	
		Total of Legislature & Clerk of the Legislature OTRs	2,500		2,500	

Opportunities, Alternatives, and Resources (OAR)

OTR # 4 **Priority** 1 Parolee Case Manager

		Account	Requested		Recommended	
6315	54400	PROGRAM EXPENSE	45,500	Target	0	Target
		Local Share	45,500		0	

OTR # 6 **Priority** 1 College Initiative Upstate

		Account	Requested		Recommended	
6315	54400	PROGRAM EXPENSE	88,000	Target	88,000	One-time
		Local Share	88,000		88,000	

OTR # 67 **Priority** 1 Parolee/Housing Case Manager

		Account	Requested		Recommended	
6315	54400	PROGRAM EXPENSE	0	One-time	50,000	One-time
		Local Share	0		50,000	

OTR # 5 **Priority** 2 Housing Case Manager

		Account	Requested		Recommended	
6315	54400	PROGRAM EXPENSE	43,000	Target	0	Target
		Local Share	43,000		0	
		Total of Opportunities, Alternatives, and Resources	176,500		138,000	

Planning and Sustainability, Department of

OTR # 19 **Priority** 1 Business Energy Navigator (aka Business YES)

		Account	Requested		Recommended	
8020	51000679	SR PLANNER - ENERGY	51,444	One-time	51,444	One-time
8020	58800	FRINGES	25,110	One-time	25,110	One-time
8027	42070	CONTRIB FR PRIV	-35,000	One-time	-35,000	One-time
8027	43959	STATE AID PLANNING	-55,000	One-time	-55,000	One-time
8027	54400	PROGRAM EXPENSE	9,350	One-time	9,350	One-time
8027	54442	PROFESSIONAL SERVICES	54,096	One-time	54,096	One-time
		Local Share	50,000		50,000	

OTR # 57 **Priority** 2 Municipal Consultant Matching Fund - Affordable Housing

		Account	Requested		Recommended	
8027	41084	USE OF ROLLOVER	-45,000	Rollover	-45,000	Rollover
8027	54400	PROGRAM EXPENSE	45,000	Rollover	45,000	Rollover
		Local Share	0		0	

OTR # 20 **Priority** 3 Electric Vehicle Purchase

		Account	Requested		Recommended	
8020	42665	SALE OF EQUIPMENT	-7,250	One-time	-7,250	One-time
8020	42771	INTERDEPARTMENT	-5,000	One-time	-5,000	One-time
8020	52231	VEHICLES	12,250	One-time	12,250	One-time
8020	52231	VEHICLES	23,550	Rollover	23,550	Rollover
8020	41084	USE OF ROLLOVER	-23,550	Rollover	-23,550	Rollover
		Local Share	0		0	

OTR # 25 **Priority** 4 HABs 2019 Volunteer Surveillance

		Account	Requested		Recommended	
8027	54442	PROFESSIONAL SERVICES	5,000	One-time	5,000	One-time
		Local Share	5,000		5,000	

OTR # 23 **Priority** 5 Advisory Board Priorities

		Account	Requested		Recommended	
8027	54442	PROFESSIONAL SERVICES	4,989	One-time	0	One-time
8027	54400	PROGRAM EXPENSE	9,000	One-time	0	One-time
		Local Share	13,989		0	

OTR # 47 **Priority** 6 Southern Tier 8 Membership Dues

		Account	Requested		Recommended	
8027	54416	MEMBERSHIP DUES	10,000	One-time	10,000	One-time
		Local Share	10,000		10,000	
		Total of Planning and Sustainability, Department of	78,989		65,000	

Probation and Community Justice

OTR # 22 **Priority** 1 Electronic Monitoring: Increased Usage

		Account	Requested		Recommended	
3141	54442	PROFESSIONAL SERVICES	12,000	Target	12,000	Target
		Local Share	12,000		12,000	
		Total of Probation and Community Justice OTRs	12,000		12,000	

Rural Library Services

OTR # 71 **Priority** 1 AEDs/Narcan and Training for Rural Libraries

		Account	Requested		Recommended	
7410	54400	PROGRAM EXPENSE	14,700	One-time	14,700	One-time
		Local Share	14,700		14,700	
		Total of Rural Library Services OTRs	14,700		14,700	

Sheriff's Office

OTR # 52 **Priority** 1 BOCES School Resource Officer

		Account	Requested		Recommended	
3113	41510	SHERIFF FEES	-72,279	One-time	-72,279	One-time
3113	51000419	DEPUTY SHERIFF	64,762	One-time	64,762	One-time
3113	58800	FRINGES	31,610	One-time	31,610	One-time
		Local Share	24,093		24,093	
		Total of Sheriff's Office OTRs	24,093		24,093	

Sheriff's Office - Jail

OTR # 69 **Priority** 1 Support Plan for Additional Sallyport Licenses

		Account	Requested		Recommended	
3150	54425	SERVICE CONTRACTS	1,850	Target	1,850	Target
		Local Share	1,850		1,850	
		Total of Sheriff's Office - Jail OTRs	1,850		1,850	

Social Services Department

OTR # 46 **Priority** 1 STEHP Program - Local Expansion

		Account	Requested		Recommended	
6010	54400	PROGRAM EXPENSE	42,000	One-time	42,000	One-time
		Local Share	42,000		42,000	
		Total of Social Services Department OTRs	42,000		42,000	

Tompkins Community Action

OTR # 39 **Priority** 1 Training and Community Space - Amici House

		Account	Requested		Recommended	
6307	54442	PROFESSIONAL SERVICES	65,000	One-time	65,000	One-time
		Local Share	65,000		65,000	
		Total of Tompkins Community Action OTRs	65,000		65,000	

Tompkins County Public Library

OTR # 9 **Priority** 1 Meeting Library Priorities

		Account	Requested		Recommended	
7411	54400	PROGRAM EXPENSE	25,000	Target	25,000	Target
		Local Share	25,000		25,000	

OTR # 48 **Priority** 2 Transition to 5yr Computer Replacement Cycle

		Account	Requested		Recommended	
7411	54400	PROGRAM EXPENSE	10,125	Target	10,125	Target
		Local Share	10,125		10,125	

OTR # 10 **Priority** 3 Pilot Project - Removing barriers to access

		Account	Requested		Recommended	
7411	54400	PROGRAM EXPENSE	40,000	One-time	40,000	One-time
		Local Share	40,000		40,000	
		Total of Tompkins County Public Library OTRs	75,125		75,125	

Weights & Measures Department

OTR # 14 **Priority** 2 Increase the Inspectors position to full time

		Account	Requested		Recommended	
3630	51000727	WGTS & MEAS INSPECTOR	24,642	One-time	24,642	One-time
3630	51600	LONGEVITY	536	One-time	536	One-time
3630	54310	AUTOMOTIVE FUEL	339	One-time	339	One-time
3630	54421	AUTO	275	One-time	275	One-time
3630	58800	FRINGES	12,038	One-time	12,038	One-time
3630	54472	TELEPHONE	300	One-time	300	One-time
		Local Share	38,130		38,130	
		Total of Weights & Measures Department OTRs	38,130		38,130	

Youth Services Department

OTR # 11 **Priority** 1 Structural Support and System Sustainability

		Account	Requested		Recommended	
7026	54400	PROGRAM EXPENSE	50,000	Target	50,000	Target
		Local Share	50,000		50,000	

OTR # 12 **Priority** 2 COLA for Contractors of Youth Services

		Account	Requested		Recommended	
7022	54400	PROGRAM EXPENSE	7,634	Target	7,634	Target
7026	54400	PROGRAM EXPENSE	5,745	Target	5,745	Target
		Local Share	13,379		13,379	

OTR # 13 **Priority** 3 Achieving Youth Results Pitch Program

		Account	Requested		Recommended	
7020	54442	PROFESSIONAL SERVICES	20,000	Rollover	20,000	Rollover
7020	41084	USE OF ROLLOVER	-20,000	Rollover	-20,000	Rollover
		Local Share	0		0	
		Total of Youth Services Department OTRs	63,379		63,379	

Unallocated Revenues

	2018 Modified	2019 Recommended	Difference $	Difference %
GAIN FROM SALE TAX PROP	104,800	35,060	-69,740	-66.55 %
PYMTS IN LIEU TAXES	753,375	817,161	63,786	8.47 %
INT & PENALTIES PROP TAXE	964,700	957,260	-7,440	-0.77 %
TAX INSTALL SERVICE CHARG	169,000	167,450	-1,550	-0.92 %
SALES TAX 3%	32,379,865	34,139,750	1,759,885	5.44 %
ROOM TAX	167,033	163,160	-3,873	-2.32 %
DEED TRANSFER TAX	625,000	700,000	75,000	12.00 %
CLERK FEES	795,000	830,579	35,579	4.48 %
INTEREST & EARNINGS	67,300	89,200	21,900	32.54 %
RENTS	297,310	265,461	-31,849	-10.71 %
LEGAL SETTLMENTS	666,000	513,211	-152,789	-22.94 %
GIFTS & DONATIONS	0	29,003	29,003	0.00 %
CASINO LICENSING FEES	1,200,000	1,200,000	0	0.00 %
COURT FACILITIES AID	86,000	93,000	7,000	8.14 %
	38,275,383	40,000,295	1,724,912	4.51 %

Tompkins County Full-Time Equivalents

Department	2018 Adopted	2019 Recommended	Difference #	Difference %
Airport	15.00	15.00	0.00	0.00
Assessment Department	12.20	12.20	0.00	0.00
Assigned Counsel	4.11	4.11	0.00	0.00
Board of Elections	8.30	7.15	-1.15	-13.86
County Administration	10.00	9.00	-1.00	-10.00
County Administration - STOP DWI	2.00	2.00	0.00	0.00
County Attorney	3.00	3.00	0.00	0.00
County Clerk	19.00	19.75	0.75	3.95
County Office for the Aging	12.68	12.82	0.14	1.10
District Attorney	13.50	13.50	0.00	0.00
Emergency Response Department	30.50	30.50	0.00	0.00
Facilities Department	32.50	33.00	0.50	1.54
Finance Department	13.00	13.00	0.00	0.00
Health Department	66.49	67.35	0.86	1.29
Highway Department	35.94	35.94	0.00	0.00
Highway Machinery	6.00	6.00	0.00	0.00
Human Resources, Department of	8.75	9.75	1.00	11.43
Human Rights, Office of	4.00	3.00	-1.00	-25.00
Information Technology Services	12.20	12.50	0.30	2.46
Ithaca-Tompkins Co. Transportation Council	3.11	3.11	0.00	0.00
Legislature & Clerk of the Legislature	17.00	17.00	0.00	0.00
Mental Health Department	67.30	63.50	-3.80	-5.65
Planning and Sustainability, Department of	10.70	10.70	0.00	0.00
Probation and Community Justice	35.00	36.50	1.50	4.29
Recycling and Materials Management, Department of	14.40	14.30	-0.10	-0.69
Sheriff's Office	46.00	47.00	1.00	2.17
Sheriff's Office - Jail	48.40	50.40	2.00	4.13
Social Services Department	182.44	178.43	-4.01	-2.20
Transportation Planning	1.00	1.00	0.00	0.00
Weights & Measures Department	1.50	2.00	0.50	33.33
Workforce Development Board	2.35	2.35	0.00	0.00
Workforce NY Career Center	6.65	7.15	0.50	7.52
Youth Services Department	6.00	5.00	-1.00	-16.67
Grand Total	751.02	748.01	-3.01	-0.40

Tompkins County Human Service Mandates
(Local Cost)

	2018 Adopted	2019 Recommended	Difference $	Difference %
Assigned Counsel	1,870,000	1,770,000	-100,000	-5.35
Child Care	1,588,989	1,222,503	-366,486	-23.06
Economic Security	2,260,717	2,529,340	268,623	11.88
Medicaid	11,553,911	11,776,299	222,388	1.92
Other	1,165,775	1,234,183	68,408	5.87
PreK and Early Intervention	2,632,703	2,364,509	-268,194	-10.19
Mandate Totals	21,072,095	20,896,834	-175,261	-0.83

Tompkins County Benefits

(Total - Excluding Employee Contributions)

	2018 Adopted	2019 Recommended	Difference $	Difference %
Payroll	$43,233,923	$44,979,628	$1,745,705	4.0%
Retirement Not Amortized (NA)	$6,487,380	$6,525,330	$37,950	0.6%
FICA	$3,106,098	$3,238,533	$132,435	4.3%
Worker's Comp	$666,364	$808,927	$142,563	21.4%
Health Insurance	$10,896,678	$11,202,302	$305,624	2.8%
Supplemental Benefits	$107,652	$100,583	-$7,069	-6.6%
Unemployment Insurance	$71,768	$80,469	$8,701	12.1%
Total Fringe Benefits	**$21,335,940**	**$21,956,144**	**$620,204**	**2.9%**
Fringe Benefit Rate	**49.35%**	**48.81%**		

Total (from above)	$21,956,144
Discount for 10% Fringe Positions	-$176,186
Variance in Departmental Estimates	-$5,480
Total Allocated Fringe	**$21,774,478**

Status of General Fund Balance

	Note	Year End 2017	Est. Applied 2018	Recommended 2019	After 2018-19 Applications
Total Equity		44,886,063	(1,043,393)	(2,267,346)	41,575,324
Assignments and Commitments					
Prepaid Expenses		1,777,560	-	-	1,777,560
Committed		-	-	-	-
Restricted	*1*	723,913	-	-	723,913
Assigned Appropriated	*2*	2,005,341	(2,005,341)	-	-
Assigned Unappropriated					
Encumbrances		1,355,620	-	-	1,355,620
Historian		24,265	-	-	24,265
Assigned for Employee Benefits		11,134	-	-	11,134
RAA Fund		159,637	-	-	159,637
		6,057,469	(2,005,341)	-	4,052,128
Unassigned General Fund Balance		**38,828,594**			**37,523,196**
Unassigned General Fund Balance		38,828,594			37,523,196
General Fund	*3*	168,238,814			168,238,814
Fund Balance as % of General Fund		23.1%			22.3%

Notes

1 Planning/Capital Reserve, Stop DWI, and Room Tax Reserves

2 Allocated in 2018 budget

3 2018 General Fund budgeted revenues based on Modified 2018 Budget

Statement of Fund Balances

FUND (as of 12/31/17)	Total Fund Balance	Actual Unassigned Fund Balance	Actual Percent of Fund Appropriations	Target for Unassigned Fund Balance	Target Percent of Fund Appropriations
General	44,886,063	38,828,594	23.4%	16,562,220	10.0%
Solid Waste	2,971,422	2,756,956	44.6%	618,622	10.0%
Airport	674,184	673,287	20.8%	161,884	5.0%
Road	2,278,782	2,278,745	30.7%	371,118	5.0%
Highway Machinery	1,016,341	1,016,341	49.0%	103,610	5.0%
Debt Service	1,535,803	1,535,803	22.8%	672,199	10.0%

CONSTITUTIONAL TAX MARGIN and DEBT LIMIT

2019 Recommended Budget

2018 Constitutional Tax Margin*	
Total Taxing Power	**$104,832,894**
Tax Levy Subject to Tax Limit	**$40,768,737**
Tax Margin Available	**$64,064,157**
% of Taxing Power - 2018	38.89%
% of Taxing Power - 2017	39.64%
% of Taxing Power - 2015	39.45%

2019 Constitutional Debt Limit	
Debt Limit	**$506,727,543**
Total Indebtedness**	**$50,596,466**
Debt Capacity Available	**$456,131,077**
% of Debt Limit - 2019	9.98%
% of Debt Limit - 2018	11.06%
% of Debt Limit - 2017	11.62%
% of Debt Limit - 2016	11.85%

Constitution Tax Margin = 1.5 % of 5 year average full valuation
Constitution Debt Limit = 7% of 5 year average full valuation
2018 5 year average full valuation - $6,988,859,576
2019 5 year average full valuation - $7,238,964,907

**At the time of this printing, NYS has not made Constitutional Tax Margin Filing/Calculation available to counties for 2019; so, most recent calculation (2018) is shown here.*
***Includes bonds issued for Community College - financed with Cortland County*

Use of Rollover

(2019 Recommended)

Departments	Carried over from Prior Years	2017 Certified Rollover	Total Available	Requested for Use in 2018	Recommended for use 2019	Return to General Fund	Remaining Balance
Assessment Department	0	31,255	31,255	16,255	15,000	0	0
Assigned Counsel	0	0	0	0	0	0	0
Board of Elections	4,129	25,751	29,880	10,000	19,880	0	0
County Administration	0	69,851	30,206	7,000	10,000	7,959	5,247
County Attorney	0	1	1	0	0	0	1
County Historian	10,192	9,073	19,265	0	0	0	19,265
County Office for the Aging	1,271	26,702	27,973	0	11,662	16,311	0
District Attorney	4,622	0	0	0	0	0	0
Emergency Response	0	0	0	0	0	0	0
Facilities Department	0	976	976	976	0	0	0
Finance Department	8,780	90,086	98,866	0	0	0	98,866
Health Department	268,348	89,829	358,177	217,400	105,788	0	34,989
Information Technology Services	0	1	1	0	0	0	1
Legislature	15,530	2,412	17,942	9,283	0	0	8,659
Mental Health Department	0	0	0	0	0	0	0
Office of Human Rights	3,000	27,143	30,143	0	0	0	30,143
Human Resources	1	12,565	12,566	5,000	7,500	0	66
Planning & Sustainability Department	38,436	93,198	131,634	63,084	68,550	0	0
Probation and Community Justice Department	71,013	37,096	108,109	48,550	0	17,612	41,947
Sheriff's Office	0	43,372	43,372	0	0	43,372	0
Weights and Measures	10,353	9,503	19,856	450	0	0	19,406
Youth Services Department	50,444	19,896	70,340	0	20,000	0	50,340
TOTAL	$486,119	$588,710	$1,030,562	$377,998	$258,380	$85,254	$308,930

Note: Rollover excludes net negative accounts, therefore total is higher than Assigned Unappropriated Rollover

Property Tax Cap Summary

	2018 Adopted	2019 Recommended
Cap Limits		
Increase in Tax Levy (%)	3.53%	9.76% *
Increase in Tax Levy ($)	$1,694,947	$4,798,398
Total Tax Levy at Cap	$49,722,936	$53,941,522
Tompkins County Levy		
Increase in Tax Levy (%)	2.32%	1.43%
Increase in Tax Levy ($)	$1,113,182	$700,445
Total Tax Levy	$49,143,124	$49,843,569
Resulting Annual Carryover	$579,812	$716,069 **

As permitted by law:

Authorization to Override Cap, Local Law: No. 4 of 2017 No. 1 of 2018

Authorization to Override, repealed by Local Law: No. 6 of 2017

**Under "normal" circumstances, our estimate for the 2019 tax cap, based on information supplied by the State would be 4.78%. However, for the 2019 taxes an "abnormal" circumstance has occurred. The Town of Dryden has elected to join other towns in using their anticipated sales tax revenue to lower the county tax rate for town residents as opposed to taking that revenue in their town budget. The Town of Dryden has taxable State-owned forest land on which town and school district taxes, but not county taxes, are levied. By having a higher town tax rate, Dryden can generate more revenue from New York State (about $12,000). This in turn provides Dryden tax payers with a net reduction in their total tax bill (combined Town and County tax rates), but it has a temporary and somewhat deceptive impact on the County's tax cap calculation for 2019.*

When computing the County's tax cap, town sales tax credits are first subtracted from the prior year's tax levy at the beginning of the cap calculation. Then, at the end of the cap calculation, town sales tax credits (estimates for the upcoming year) are added back to the cap levy. This has the effect of adding the net difference between the prior year and upcoming credits to the tax cap calculation for the coming year. In other words, the increase in the growth in the sales tax credits is added to the County's cap calculation for the upcoming year.

Because the Town of Dryden was not part of the calculation for 2018, but is part of the calculation for 2019, their estimated sales tax credit for 2019 (approx. $2,449,000) is substantially increasing the County's tax cap calculation for 2019 to 9.76%. Remember this is only temporary! After 2019, the calculated tax cap will return to "normal" levels.

***NYS Estimated Annual Carryover based on the actual difference between Levy and Levy Cap or 1.5% of 2019 Levy Limit, whichever is lower.*

Tompkins County Room Tax

$2,935,000	Projected 2019 Room Tax Revenue in Tompkins County
10%	For Administrative Responsibilities
$293,500	County Revenue
$187,808	Additional to Tompkins County Area Development
$109,701	To Planning Department for Strategic Planning and Staffing
$2,343,991	Remainder to Tourism Promotion and Development

Places in the budget to find 41113 - Room Tax as revenue:

Amt.	Unit#	Department
$2,343,991	6475	Tourism Promotion and Development
$187,808	6420	Tompkins County Area Development

Planning Department Administration (funding not Part of the Administrative 10%)

Amt.	Unit#	Department
$109,701	8020	Community Planning*

Components of the Administrative 10%

Amt.	Unit#	Department
$58,449	8020	Community Planning*
$15,373	1989	County Administration
$18,448	1310	Budget & Finance
$24,597	1315	Comptroller
$3,075	1420	County Attorney
$173,558	9999	Unallocated Revenues
$293,500	10% of Projected Room Tax	

$109,701	*8020*	*Community Planning**
$58,449	*8020*	*Community Planning**
$168,150	*Total Room Tax Contribution to Planning Department Admin.*	

How Sales Tax is Distributed in Tompkins County

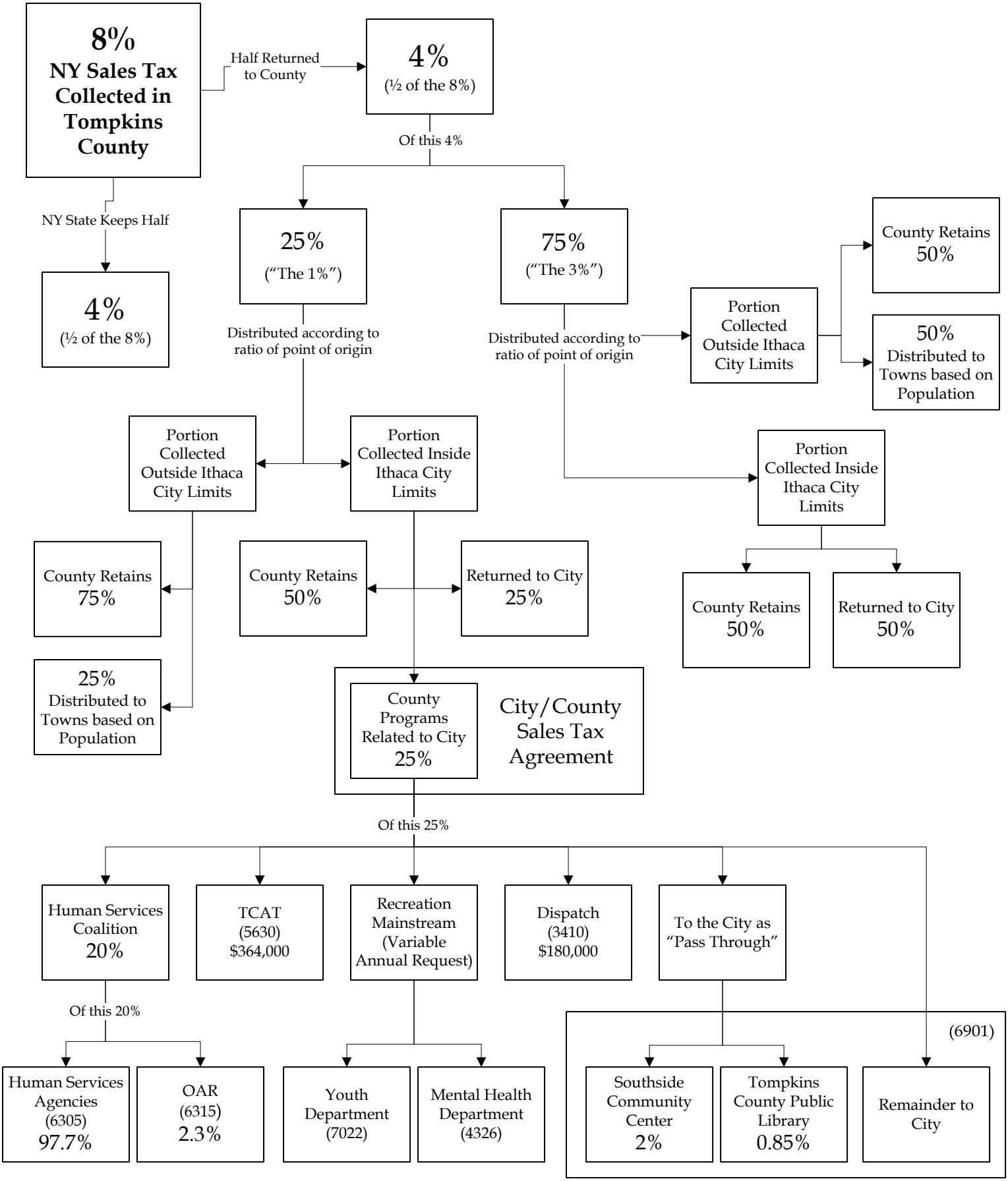

This page intentionally left blank.

2019-2023 CAPITAL PLAN & BUDGET

2019 Narrative Summary: New and Active Projects

FACILITIES DEPARTMENT

Facilities Restoration Project (Ongoing Project)

Total 5-Year Cost: $1.5 million/Local Cost $1.5 million
Construction Year: 2021, 2022
2019 Cost: $0

- Multi-year approach to address deferred maintenance issues. Focus of the project is on building systems, equipment, and components that have exceeded their useful life. Priority will be given to projects that address life-safety and code issues, and to addressing damage to, and deterioration of, County facilities
- The program resumes in 2021 after a two-year pause and continues in 2022.
  - The 2021 allocation is $700,000
  - The 2022 allocation is $800,000

Health Department Parking Lot Improvements

Total Project Cost: $500,000/ Local Cost $500,000
Construction Year: 2019
Prior Years Cost: $15,000
2019 Cost: $485,000/Local Cost $485,000

- Improvements are required to the entire parking lot and entry road.
- Design completed in 2018; construction to occur in 2019.
- Although TCAT decided not to go forward with bus service after the one-year pilot, significant work on the Health Department parking lot will still be required.

Cold Storage Building – *New Project*

Total Project Cost: $200,000/ Local Cost $140,000
Construction Year: 2019
Prior Years Cost: $0
2019 Cost: $200,000/Local Cost $140,000

- Construct 60’ x 100’ (6,000 SF) cold storage building at Public Works property located at Bostwick Road to be shared with TC Soil and Water Conservation District and Facilities.
- Having lost storage space with sale of Old Library, Facilities has additional need for cold storage. Currently TCSWCD is utilizing Highway space for storage needs.
- Building to be shared equally amongst two departments.

Old Jail Office Building Renovations – *New Project*

Total Project Cost: $2,368,000/ Local Cost $2,368,000

Construction Year: 2019

Prior Years Cost: $0

2019 Cost: $2,368,000/Local Cost $2,368,000

- Space needs in County Administration and Human Resource have exceeding current layout of building floors. Basement has additional space that is underutilized.
- Improvements would include basement expansion to former boiler room area creating new larger conference room space, break room, larger bathroom capacity, larger HR testing area and storage.
- 1st and 3rd floor renovations would include reconfiguring space for better working environment, work flow and additional staffing that has been added. Improvements made to 2nd floor bathroom.

HIGHWAY DEPARTMENT

Cortland Street Bridge Replacement

Total Project Cost: $1,620,000/Local Cost $1,620,000
Construction Year: 2021
Prior Years Cost: $0
2019 Costs: $0

- Replace two adjacent 14' diameter metal pipes that carry West Cortland Street over the Owasco Inlet with a new bridge, including sidewalks and water/sewer main upgrades (if required)
- 2020 design; 2021 construction

Ellis Hollow Road Construction Phase III – Game Farm to Pine Tree Road

Total Project Cost: $780,000/Local Cost $39,000
Construction Year: 2020
Prior Years Cost: $780,000 (for this phase)
2019 Costs: $0

- Pavement rehabilitation between Game Farm and Pine Tree Road
- Approx. $512,000 is needed for construction, anticipated in next TIP update

Ellis Hollow Road Construction Phase IV –Game Farm to Dodge Road

Total Project Cost: $325,000/Local Cost $325,000
Construction Year: 2019
Prior Years Cost: $0 (for this phase)
2019 Costs: $325,000

- Pavement rehabilitation on small rough section between Game Farm and Dodge Road
- Funding sufficient, and construction planned for 2019

Fall Creek Road Bridge Rehabilitation – (Design Only)

Total Project Cost: $95,000/Local Cost $19,000
Construction Year (N/A—Design Year in 2020)
Prior Years Cost: $0
2019 Costs: $0

- Cost reflects only design; construction costs to be estimated as part of 2020 design phase
- Rehabilitates bridge over Fall Creek (a 3-barrel box culvert structure)
- Rating of 4.8 (out of 7)
- Potential federal funding of $76,000

Falls Road Bridge – *New Project*

Total Project Cost: $1,500,000/ Local Cost $1,500,000
Construction Year: 2023
Prior Years Cost: $0
2019 Cost: $0

- Full replacement of the existing bridge with a new bridge retaining existing aesthetic features including standard guide rail and erosion control up- and downstream.

Highway Department Shop and Wash Bay Improvements

Total Project Cost: $450,000/Local Cost $450,000
Construction Year: 2020
Prior Years Cost: $0
2019 Costs: $50,000

- HVAC and ventilation improvements
- Repair of roof and block walls
- Improved efficient lighting and floor layout
- Wash Bay improvements

Ludlowville Road Bridge over Salmon Creek Replacement (Approved and Financed—design underway)

Total Project Cost: $1,487,000/Local Cost $297,000
Construction Year: 2019
Prior Years Cost: $169,000
2019 Costs: $1,318,000/$263,600 Local

- Replaces structurally deficient and functionally obsolete bridge
- Current bridge is narrow with open metal grating deck—dangerous when wet to bicyclists and motorcyclists
- Not ADA compliant—sidewalks, railings, and approach railing transitions are sub-standard
- Abutments over 85 years old; superstructure is approximately 50 years old
- Design in 2017-18; construction in 2019
- BAN Issued July 2017
- Potential federal contribution of $1.19 million; County contribution of $297,400

Road Maintenance--(Ongoing Project)

Total 5-Year Cost: $9 million/Local Cost $9 million

Construction: 2019-2023

Prior years cost: $6 million

2019 Cost: $1.8 million/Local Cost $1.8 million

- As a part of the 2013 update of the County's 20-year capital improvement plan, an annual allocation for capital improvements of roads and bridges was established, beginning with $1.2 million per year for the period 2014-2018 (Round I), $1.8 million annually for the period 2019-23 (Round II), and $2.4 million annual for the period 2024-28 (Round III). The specific application of the funds is to be determined annually by the Highway Director in consultation with the Facilities and Infrastructure Committee.
- $1.8 million per year, 2019-2023.
- The program is fully supported by County property taxes.

HR/Payroll Cloud Suite Upgrade

Total 5-Year Cost: $200,000/Local Cost $200,000
Installation: 2018-19
2018 Cost: $125,000/Local Cost $125,000

- Conversion of HR/Payroll from a County-hosted to a "Software as a Subscription", or SaaS model which is hosted, maintained, and upgraded by the vendor
    - Vendor supports hardware, operating systems, software patches and upgrades, backup, and recovery requirements
- Requires far less involvement by ITS staff and uses vendor, rather than County hardware
- Will require annual subscription expense
- Acquisition/conversion cost will be funded with cash rather than debt
- The program is fully supported by County property taxes.

DEPARTMENT OF PLANNING AND SUSTAINABILITY

Aquifer Study Program (Ongoing Annual Project)

Total 5-year Cost: $882,920/Local Cost $309,020
Prior Years Cost: 653,101.86 (as of June 30, 2018) [actual expenditures]
Ongoing Cost: $77,255 per year
2019 Cost: $77,255/Local Cost $77,255

- Sustains a multi-year program that leverages federal funds to conduct studies of individual aquifers in the County. Participating municipalities also provide a portion of necessary funding.
- Local contribution of $77,255 in each year from 2019 through 2022
- The County's annual contribution is fully supported with County property taxes. Support is provided through cash, rather than bonded, contributions from the County
- Unspent funds from this program do not roll forward from year to year

Natural Infrastructure Program – (Ongoing Annual Project)

Total 5-Year Cost: $1 million/Local Cost $1 million
Prior Years Costs: $400,000; Allocated: $400,000; Actual Expenditure: $35,000; Balance: $365,000
Ongoing Cost: $200,000 per year
2019 Cost: $200,000

- Supports projects that address surface water, flooding, and groundwater quality/quantity issues within the context of increasingly extreme weather patterns
- Focused on protection by easement, restoration and/or stabilization of upper watershed forests and wetlands, stream corridors and floodplains, and aquifer recharge areas.
- Objectives:
  - Protect and enhance natural systems that can mitigate the impact of intensive rainfall events
  - Help lessen sediment loads in streams and Cayuga Lake
  - Protect overall water quality in streams, aquifers, and Cayuga Lake
- Unspent funds from this program roll forward from year to year

AIRPORT – ENTERPRISE FUND

Airport Master Plan Update

Total Project Cost: $150,000/Local Cost $0/Airport Cost $7,500
Construction Year: 2022
Prior Years Cost: $0
2019 Cost: $0

- Review projects needed to address the evolving needs of the airport
- 2022 Project
- No property tax support. Funded with FAA and NYSDOT revenue, and $7,500 in Airport funds

Airport-Wide Study and Removal of Obstructions

Total Project Cost: $1,720,000/Local Cost $0/Airport Cost $86,000
Construction Year: 2020-2023
Prior Years Cost: $200,000
2019 Cost: $0

- Undertake a study to identify trees that are considered obstructions and then undertake the removal of those obstructions
- Study to occur in 2018
- Environmental Assessment in 2020
- Design in 2022
- Removal activity in 2023

ARFF SRE Building

Total Project Cost: $750,000/Local Cost $0/Airport Cost $37,500
Construction Year: 2022
Prior Years Cost: $150,000
2019 Cost: $0

- Due to FAA requirements of vehicle size and type, the current building is unsuitable for additional expansion to meet the FAA requirements.

ARFF Vehicle and Related Equipment

Total Project Cost: $1,000,000/Local Cost $0/Airport Cost $50,000
Acquisition Year: 2019
Prior Years Cost: $0
2019 Cost: $0

- Rescue and Fire Fighting vehicle
- Purchase will occur in 2019

Install LED Airfield and Taxiway Lighting

Total Project Cost: $1.40 million/Local Cost $0/Airport Cost $70,000
Construction Year: 2020-2022
Prior Years Cost: $0
2019 Cost: $0

- Replace all taxiway lighting with LED lights
- Energy saving improvement
- 2018 design; 2020 construction ($1.28 million)
- No property tax support. Funded with FAA and NYSDOT revenue, and $70,000 in Airport funds

Parallel Taxiway Rehabilitation

Total Project Cost: $5.156 million/Local Cost $0/Airport Cost $257,800
Construction Year: 2019-2022
Prior Years Cost: $136,000
2019 Cost: $1.82 million/Local Cost $0

- Three-phase complete rehabilitation of the Parallel Taxiway
- 2018 Design for 2019 Construction
- 2020 Design for 2021 and 2022 Construction
- No property tax support. Funded with FAA and NYSDOT revenue, and $247,750 in Airport funds

Prepare Airport Land for Future Development

Total Project Cost: $500,000/Local Cost $0/Airport Cost $0
Construction Year: 2020
Prior Years Cost: $0
2019 Cost: $0

- Improvements supporting the development of Cherry Road and Agway parcels in a manner that generates additional airport revenue.
- Project is dependent on developer to support the cost as a part of an overall development arrangement, or grant support.
- 2019 Project
- No property tax support

Snow Removal Equipment

Total Project Cost: $800,000/Local Cost $0/Airport Cost $40,000
Acquisition Year: 2020
Prior Years Cost: $0
2019 Cost: $0

- Two High Speed Multi-Tasking Equipment (carrier vehicle, snow plow, tow behind rotary broom with high velocity air unit)
- One purchased in 2018; one in 2020
- Replaces two plow trucks and rotary brooms
- No property tax support

Terminal Security Improvements and Baggage Make-Up Expansion

Total Project Cost: $24.7 million/Local Cost $0/Airport Cost $500,000
Construction Year: 2018-2019
2018-2019 Cost: $24.7/Local Cost $0/Airport Cost $500,000

-
- Expand existing terminal by approximately one third
- Replace obsolete mechanical, electrical, and HVAC systems
- Enhance security to more efficiently meet post 9/11 requirements
- Modernize passenger amenities
- Construct solar covered parking
- Construct a Federal Customs Inspection Station
- $14.2M New York State funding, $2M Federal, $500,000 Airport fund balance. Remaining $8M has FAA, NYSEG, NYSERDA options for funding are being sought. In addition to PFC options exist to support debt service if needed.

SOLID WASTE – ENTERPRISE FUND

Recycling and Solid Waste Facility Upgrade

Total Project Cost: $2.463 million/Local Cost $0/Solid Waste Cost $2.108 million
Construction Year: 2018-21
Prior Years Cost: $1.280 million
2019 Cost: $115,000/Local Cost $0/Solid Waste Cost $115,000

- Phase I: 2018, $387,400 total cost - engineering and construction of Food Scrap Transfer Building.
  - $32,400 engineering
  - $355,000 construction, 100% offset by NYSDEC Grant
- Phase II: 2019-20, engineering and design, pavement and storm drain work, replace sprinkler system piping, replace roof-mounted exhaust fans
  - $230,000 total cost
- Phase II: 2020-21, RFP for Facility Operation
  - $445,000 - Equipment-paper screen, exhaust fans
  - $508,000 - Construction – commercial line, remove waste diversion line, relocate yard waste area, facility renovations & contingency.

2019-2023 Capital Program, Summary of Projects, By Fund and Department

Projects	Total Cost	Local Cost
General Fund		
Facilities		
Facility Restoration Project-2021	700,000	700,000
Facility Restoration Project-2022	800,000	800,000
Health Department Parking Lot Improvements	500,000	500,000
Cold Storage Building	200,000	140,000
Old Jail Office Building Renovations	2,368,000	2,368,000
Facilities Total	**4,568,000**	**4,508,000**
Highway		
Cortland Street Bridge Replacement	1,620,000	1,620,000
Ellis Hollow Road Construction Phase III	780,000	39,000
Fall Creek Road Bridge Rehabilitation (Design)	95,000	19,000
Falls Bridge Road	1,500,000	1,500,000
Highway Department Shop and Wash Bay	450,000	450,000
Road and Bridge Maintenance-2019	1,800,000	1,800,000
Road and Bridge Maintenance-2020	1,800,000	1,800,000
Road and Bridge Maintenance-2021	1,800,000	1,800,000
Road and Bridge Maintenance-2022	1,800,000	1,800,000
Road and Bridge Maintenance-2023	1,800,000	1,800,000
Highway Total	**13,445,000**	**12,628,000**
Planning		
Aquifer Study Program (Ongoing)	4,336,711	1,467,211
Natural Infrastructure Program (Ongoing)	1,400,000	1,400,000
Planning Total	**5,736,711**	**2,867,211**
ITS		
HR/Payroll Cloud Suite Upgrade	200,000	200,000
ITS Total	**200,000**	**200,000**
General Fund Total	**23,949,711**	**20,203,211**
Enterprise Fund		
Airport		
Airport Master Plan	150,000	-
Airport-Wide Obstruction Study	1,720,000	-
ARFF Vehicle and Equipment	1,000,000	-
Install LED Airfield and Taxiway Lighting	1,400,000	-
Parallel Taxiway Rehabilitation	5,156,000	-
Prepare Airport Land Parcels for Development	500,000	-
Snow Removal Equipment	800,000	-
Terminal Security Improvements and Baggage Expansion	24,700,000	-
ARFF SRE Building	750,000	-
Airport Total	**36,176,000**	**-**
Solid Waste		
Recycling and Solid Waste Facility Upgrade	2,462,652	1,724,652
Solid Waste Total	**2,462,652**	**1,724,652**
Enterprise Fund Total	**38,638,652**	**1,724,652**
Grand Total	**62,588,363**	**21,927,863**

Capital Plan: 2019-23 Project Cash Flow

	Pre-2019	2019	2020	2021	2022	2023	Total 2019-23
General Fund							
Facilities							
Facility Restoration Project-2021	-	-	-	700,000	-	-	700,000
Facility Restoration Project-2022	-	-	-	-	800,000	-	800,000
Health Department Parking Lot Improvements	15,000	485,000	-	-	-	-	485,000
Cold Storage Building	-	200,000	-	-	-	-	200,000
Old Jail Office Building Renovations	-	2,368,000	-	-	-	-	2,368,000
Facilities Total	**15,000**	**3,053,000**	**-**	**700,000**	**800,000**	**-**	**4,553,000**
Highway							
Cortland Street Bridge Replacement	-	-	295,000	1,325,000	-	-	1,620,000
Fall Creek Road Bridge Rehabilitation (Design)	-	-	95,000	-	-	-	95,000
Highway Department Shop and Wash Bay	-	50,000	400,000	-	-	-	450,000
Falls Bridge Road	-	-	-	-	200,000	1,300,000	1,500,000
Road and Bridge Maintenance-2019	6,000,000	1,800,000	-	-	-	-	1,800,000
Road and Bridge Maintenance-2020	-	-	1,800,000	-	-	-	1,800,000
Road and Bridge Maintenance-2021	-	-	-	1,800,000	-	-	1,800,000
Road and Bridge Maintenance-2022	-	-	-	-	1,800,000	-	1,800,000
Road and Bridge Maintenance-2023	-	-	-	-	-	1,800,000	1,800,000
Ellis Hollow Road Construction Phase III	-	-	780,000	-	-		780,000
Highway Total	**6,000,000**	**1,850,000**	**3,370,000**	**3,125,000**	**2,000,000**	**3,100,000**	**13,445,000**
Planning							
Aquifer Study Program (Ongoing)	653,102	77,255	77,255	77,255	77,255		309,020
Natural Infrastructure Program (Ongoing)	400,000	200,000	200,000	200,000	200,000	-	800,000
Planning Total	**1,053,102**	**277,255**	**277,255**	**277,255**	**277,255**	**-**	**1,109,020**
ITS							
HR/Payroll Cloud Suite Upgrade	125,000	75,000	-	-	-		75,000
ITS Total	**125,000**	**75,000**	**-**	**-**	**-**		**75,000**
General Fund Total	**7,193,102**	**5,255,255**	**3,647,255**	**4,102,255**	**3,077,255**	**3,100,000**	**19,182,020**
Enterprise Fund							
Airport							
Airport Master Plan	-	-	-	-	150,000	-	150,000
Airport-Wide Obstruction Study	200,000	-	350,000	-	170,000	1,000,000	1,520,000
ARFF Vehicle and Equipment	-	1,000,000	-	-	-	-	1,000,000
Install LED Airfield and Taxiway Lighting	-	-	150,000	-	1,250,000	-	1,400,000
Parallel Taxiway Rehabilitation	136,000	1,820,000	140,000	1,760,000	1,300,000	-	5,020,000
Prepare Airport Land Parcels for Development	-	-	500,000	-	-	-	500,000
Snow Removal Equipment		-	800,000	-	-	-	800,000
Terminal Security and Baggage Expansion	-	24,700,000	-	-	-	-	24,700,000
ARFF SRE Building	150,000	-	200,000	-	400,000	-	600,000
Airport Total	**486,000**	**27,520,000**	**2,140,000**	**1,760,000**	**3,270,000**	**1,000,000**	**35,690,000**
Solid Waste							
Recycling and Solid Waste Facility Upgrade	1,279,652	115,000	115,000	953,000	-	-	1,183,000
Solid Waste Total	**1,279,652**	**115,000**	**115,000**	**953,000**	**-**	**-**	**1,183,000**
Enterprise Fund Total	**1,765,652**	**27,635,000**	**2,255,000**	**2,713,000**	**3,270,000**	**1,000,000**	**36,873,000**
Grand Total	**8,958,754**	**32,890,255**	**5,902,255**	**6,815,255**	**6,347,255**	**4,100,000**	**56,055,020**

Summary of Budget Impact--Total Existing and Proposed Debt Service and Cash Capital Outlays

Existing Obligations	2018 Outlay	2019 Outlay	2020 Outlay	2021 Outlay	2022 Outlay	2023 Outlay	2024 Outlay	2025 Outlay	2026 Outlay	2027 Outlay	2028 Outlay
Existing Debt-Bond	6,258,444	6,079,261	5,574,777	4,490,389	4,476,564	4,484,389	4,481,545	4,491,558	4,485,533	4,479,728	3,575,150
Existing Debt-BAN	25,416	84,713	292,282	263,522	359,689	359,689	359,689	359,689	359,689	359,689	359,689
Leases/Other	315,073	315,073	183,536	52,000	52,000	52,000	52,000	57,183	-	-	-
Other Capital Payments	70,000	70,000	70,000	70,000	70,000	70,000	70,000	70,000	70,000	70,000	70,000
Contributions-Existing	(1,543,211)	(1,072,984)	(950,529)	(787,586)	(785,507)	(789,699)	(794,274)	(803,662)	(742,743)	(670,501)	(264,258)
Total Existing Net Obligations	**5,125,722**	**5,476,063**	**5,170,065**	**4,088,325**	**4,172,746**	**4,176,379**	**4,168,960**	**4,174,768**	**4,172,479**	**4,238,916**	**3,740,581**
New Obligations											
2019-23 Projects	417,255	3,191,900	1,271,569	1,289,528	1,701,073	1,845,742	2,252,602	2,252,602	2,252,602	2,252,602	2,252,602
Contributions-2019-23 Projects		(160,000)	(220,745)	(220,745)	(311,734)	(311,734)	(311,734)	(311,734)	(311,734)	(311,734)	(311,734)
Total New Net Obligations	**417,255**	**3,031,900**	**1,050,824**	**1,068,783**	**1,389,339**	**1,534,008**	**1,940,868**	**1,940,868**	**1,940,868**	**1,940,868**	**1,940,868**
Grand Total Net Annual Obligat	**5,542,977**	**8,507,964**	**6,220,890**	**5,157,108**	**5,562,085**	**5,710,387**	**6,109,828**	**6,115,636**	**6,113,347**	**6,179,784**	**5,681,449**
Capital Levy	6,129,397	6,375,113	6,620,828	6,866,544	7,112,259	7,357,975	7,603,691	7,849,406	8,095,122	8,340,838	8,586,553
Surplus/(Deficit)	586,420	(2,132,851)	399,939	1,709,436	1,550,174	1,647,589	1,493,863	1,733,771	1,981,775	2,161,053	2,905,104

Budget Impact--Detailed Total Existing and Proposed Debt Service and Cash Capital Outlays

	2018 Outlay	2019 Outlay	2020 Outlay	2021 Outlay	2022 Outlay	2023 Outlay	2024 Outlay	2025 Outlay	2026 Outlay	2027 Outlay	2028 Outlay
2019-23 Projects											
Aquifer Study Program (Ongoing)	77,255	77,255	77,255	77,255	77,255	-	-	-	-	-	-
Cold Storage Building	-	200,000	-	-	-	-	-	-	-	-	-
Cortland Street Bridge Replacement	-	-	-	199,731	199,731	199,731	199,731	199,731	199,731	199,731	199,731
Facility Restoration Project-2021	-	-	-	86,304	86,304	86,304	86,304	86,304	86,304	86,304	86,304
Facility Restoration Project-2022	-	-	-	-	98,633	98,633	98,633	98,633	98,633	98,633	98,633
Fall Creek Road Bridge Rehabilitation (Design)	-	-	90,000	-	-	-	-	-	-	-	-
Falls Bridge Road	-	-	-	-	-	-	184,936	184,936	184,936	184,936	184,936
Health Department Parking Lot Improvements	15,000	61,645	61,645	61,645	61,645	61,645	61,645	61,645	61,645	61,645	61,645
Highway Department Shop and Wash Bay	-	50,000	400,000	-	-	-	-	-	-	-	-
HR/Payroll Cloud Suite Upgrade	125,000	75,000	-	-	-	-	-	-	-	-	-
Natural Infrastructure Program (Ongoing)	200,000	200,000	200,000	200,000	200,000	200,000	200,000	200,000	200,000	200,000	200,000
Old Jail Office Building Renovations	-	2,368,000	-	-	-	-	-	-	-	-	-
Recycling and Solid Waste Facility Upgrade	-	-	-	-	90,989	90,989	90,989	90,989	90,989	90,989	90,989
Road and Bridge Maintenance-2019	-	-	221,924	221,924	221,924	221,924	221,924	221,924	221,924	221,924	221,924
Road and Bridge Maintenance-2020	-	-	-	221,924	221,924	221,924	221,924	221,924	221,924	221,924	221,924
Road and Bridge Maintenance-2021	-	-	-	-	221,924	221,924	221,924	221,924	221,924	221,924	221,924
Road and Bridge Maintenance-2022	-	-	-	-	-	221,924	221,924	221,924	221,924	221,924	221,924
Road and Bridge Maintenance-2023	-	-	-	-	-	-	221,924	221,924	221,924	221,924	221,924
Terminal Security Improvements and Baggage Expansion	-	160,000	220,745	220,745	220,745	220,745	220,745	220,745	220,745	220,745	220,745
2019-23 Projects Total	**417,255**	**3,191,900**	**1,271,569**	**1,289,528**	**1,701,073**	**1,845,742**	**2,252,602**	**2,252,602**	**2,252,602**	**2,252,602**	**2,252,602**
Existing Debt-BAN											
Coddington Road (Burns I/S)	-	19,269	28,760	-	-	-	-	-	-	-	-
Dodge Road Bridge	1,876	14,800	72,988	72,988	72,988	72,988	72,988	72,988	72,988	72,988	72,988
Ellis Hollow Road Construction Phase III	-	-	-	-	96,167	96,167	96,167	96,167	96,167	96,167	96,167
Ludlowville Road Bridge over Salmon Creek	2,636	29,740	36,667	36,667	36,667	36,667	36,667	36,667	36,667	36,667	36,667
Malloryville/Red Mill Road Bridge	20,904	20,904	153,867	153,867	153,867	153,867	153,867	153,867	153,867	153,867	153,867
Existing Debt-BAN Total	**25,416**	**84,713**	**292,282**	**263,522**	**359,689**	**359,689**	**359,689**	**359,689**	**359,689**	**359,689**	**359,689**
Existing Debt-Bond											
2014 Public Improvements (Bldg, Bridges, TC3)	618,394	618,994	619,394	619,594	614,594	619,494	619,094	617,831	620,681	617,500	620,550
2015 Various Projects	793,481	795,656	797,494	793,994	795,269	796,206	796,806	796,250	794,500	798,950	797,650
2016 Various Projects	257,000	257,800	258,500	264,100	259,500	264,900	265,100	265,200	260,200	265,200	-
2017 Various Projects	556,274	557,306	559,156	559,656	559,956	555,106	555,106	559,856	564,306	563,166	556,188
2018 Various Projects		207,235	205,963	207,513	204,013	205,350	206,356	207,138	207,563	207,625	207,563
HSAnnex, RSW & CCE Building (2012)	241,645	243,895	240,820	242,233	243,033	243,733	244,333	244,833	240,233	240,288	-
Public Safety Improvements, SW, Roads, Leg, VOIP (2013)	418,000	321,200	307,800	299,600	306,400	297,600	288,800	295,000	295,600	285,800	281,000
Refunding of 2004 Bond (2013)	1,597,750	1,305,375	809,750	-	-	-	-	-	-	-	-
Refunding of 2005 & 2007 (2014)	666,600	660,700	664,000	387,000	380,100	382,800	383,250	386,250	378,500	384,750	-
Refunding of 2010 (2014)	1,109,300	1,111,100	1,111,900	1,116,700	1,113,700	1,119,200	1,122,700	1,119,200	1,123,950	1,116,450	1,112,200
Existing Debt-Bond Total	**6,258,444**	**6,079,261**	**5,574,777**	**4,490,389**	**4,476,564**	**4,484,389**	**4,481,545**	**4,491,558**	**4,485,533**	**4,479,728**	**3,575,150**
Leases/Other											
Energy Performance	263,073	263,073	131,536	-	-	-	-	-	-	-	-
Human Services Bulding Annex-Mortgage	52,000	52,000	52,000	52,000	52,000	52,000	52,000	57,183	-	-	-
PS Communications-Lease	-	-	-	-	-	-	-	-	-	-	-
Leases/Other Total	**315,073**	**315,073**	**183,536**	**52,000**	**52,000**	**52,000**	**52,000**	**57,183**	**-**	**-**	**-**
Other Capital Payments											
Fiscal Agent Fees	10,000	10,000	10,000	10,000	10,000	10,000	10,000	10,000	10,000	10,000	10,000
Local Share--Federal Projects	60,000	60,000	60,000	60,000	60,000	60,000	60,000	60,000	60,000	60,000	60,000
Other Capital Payments Total	**70,000**	**70,000**	**70,000**	**70,000**	**70,000**	**70,000**	**70,000**	**70,000**	**70,000**	**70,000**	**70,000**
Contributions-Existing	**(1,543,211)**	**(1,072,984)**	**(950,529)**	**(787,586)**	**(785,507)**	**(789,699)**	**(794,274)**	**(803,662)**	**(742,743)**	**(670,501)**	**(264,258)**
Contributions-2019-23 Projects											
Airport PFCs for Terminal Project		(160,000)	(220,745)	(220,745)	(220,745)	(220,745)	(220,745)	(220,745)	(220,745)	(220,745)	(220,745)
Solid Waste for Facilities and Site Upgrade		-	-	-	(90,989)	(90,989)	(90,989)	(90,989)	(90,989)	(90,989)	(90,989)
Contributions-2019-23 Projects Total		**(160,000)**	**(220,745)**	**(220,745)**	**(311,734)**	**(311,734)**	**(311,734)**	**(311,734)**	**(311,734)**	**(311,734)**	**(311,734)**
Grand Total	**5,542,977**	**8,507,964**	**6,220,890**	**5,157,108**	**5,562,085**	**5,710,387**	**6,109,828**	**6,115,636**	**6,113,347**	**6,179,784**	**5,681,449**

Tompkins County Project Approval Request Form

Project Name: Airport Master Plan Update

Project Summary

General

Start Year: **2022**

Completion Year: **2022**

Program Committee: Facilities and Infrastructure

Department: Airport

Jurisdiction:

Administrative

Program Manager: Michael S. Hall

Project Manager: Josh Nalley

Project Type: Other

RFP or Bid Proposal necessary?: No

Environmental

Other Involved Agencies/Municipalities:

Anticipated SEQR Review Level:

EAF Short

SEQR Type: TYPEII

Financial Source

Local Share	
FAA	$135,000
State	$7,500
Airport (PFC's or Operating Budget)	$7,500
Total:	**$150,000**

Financial Information - Uses

	Total	Previous Years	2019	2020	2021	2022	2023
Planning	$0	$0	$0	$0	$0	$0	$0
Land:	$0	$0	$0	$0	$0	$0	$0
Design:	$0	$0	$0	$0	$0	$0	$0
Construction:	$0	$0	$0	$0	$0	$0	$0
Equipment:	$0	$0	$0	$0	$0	$0	$0
Other:		$0	$0	$0		$150,000	$0
Total:		**$0**	**$0**	**$0**		**$150,000**	**$0**
Total Local:	$0	$0	$0	$0	$0	$0	$0

Project Description

The Ithaca Tompkins Regional Airport needs to look at the current projects and status of the airport and update and make changes necessary to keep the mission of the airport in-line.

Tompkins County Project Approval Request Form

Project Name: Airport Wide Obstruction Study and Removal

Project Summary

General

Start Year: **2018**

Completion Year: **2022**

Program Committee: Facilities and Infrastructure

Department: Airport

Jurisdiction:

Administrative

Program Manager: Michael Hall

Project Manager: Josh Nalley

Project Type: Other

RFP or Bid Proposal necessary?: Yes

Environmental

Other Involved Agencies/Municipalities:

Anticipated SEQR Review Level:

SEQR Type: TYPEII

Financial Source

Local Share	
Aiport (PFC's)	$86,000
Federal	$1,548,000
State	$86,000
Total:	**$1,720,000**

Financial Information - Uses

	Total	Previous Years	2019	2020	2021	2022	2023
Planning	$200,000	$200,000	$0	$0	$0	$0	$0
Land:	$0	$0	$0	$0	$0	$0	$0
Design:		$0	$0	$0		$170,000	$1,000,000
Construction:	$0	$0	$0	$0	$0	$0	$0
Equipment:	$0	$0	$0	$0	$0	$0	$0
Other:	$350,000	$0	$0	$350,000	$0	$0	$0
Total:		**$200,000**	**$0**	**$350,000**		**$170,000**	**$1,000,000**
Total Local:	$0	$0	$0	$0	$0	$0	$0

Project Description

This project is the intial study for the removal/mitigation of trees and turn identified as penetrations to the Airport and determined to be obstructions.

Tompkins County Project Approval Request Form

Project Name: ARFF SRE Building

Project Summary

General

Start Year: **2018**

Completion Year: **2024**

Program Committee: Facilities and Infrastructure

Department: Airport

Jurisdiction:

Administrative

Program Manager: Mike Hall

Project Manager: Josh Nalley

Project Type: Building

RFP or Bid Proposal necessary?: Yes

Environmental

Other Involved Agencies/Municipalities:

Anticipated SEQR Review Level:

SEQR Type: TYPEII

Financial Source

Local Share	
FAA	$675,000
NYS	$37,500
PFC's/Airport	$37,500
Total:	**$750,000**

Financial Information - Uses

	Total	Previous Years	2019	2020	2021	2022	2023
Planning	$150,000	$150,000	$0	$0	$0	$0	$0
Land:	$0	$0	$0	$0	$0	$0	$0
Design:	$600,000	$0	$0	$200,000	$0	$400,000	$0
Construction:	$0	$0	$0	$0	$0	$0	$0
Equipment:	$0	$0	$0	$0	$0	$0	$0
Other:	$0	$0	$0	$0	$0	$0	$0
Total:	**$750,000**	**$150,000**	**$0**	**$200,000**	**$0**	**$400,000**	**$0**
Total Local:	$0	$0	$0	$0	$0	$0	$0

Project Description

Due to FAA requirements of vehicle size and type, the current building is unsuitable for additional expansion to meet the FAA requirements.

Tompkins County Project Approval Request Form

Project Name: ARFF Vehicle and Equipment

Project Summary

General

Start Year: **2019**

Completion Year: **2019**

Program Committee: Facilities and Infrastructure

Department: Airport

Jurisdiction:

Administrative

Program Manager: Michael S. Hall

Project Manager: Josh Nalley

Project Type: Equipment

RFP or Bid Proposal necessary?: Yes

Environmental

Other Involved Agencies/Municipalities:

Anticipated SEQR Review Level:

SEQR Type: TYPEII

Financial Source

Local Share	
PFC's/Airport	$50,000
NYS	$50,000
FAA	$900,000
Total:	**$1,000,000**

Financial Information - Uses

	Total	Previous Years	2019	2020	2021	2022	2023
Planning	$0	$0	$0	$0	$0	$0	$0
Land:	$0	$0	$0	$0	$0	$0	$0
Design:	$0	$0	$0	$0	$0	$0	$0
Construction:	$0	$0	$0	$0	$0	$0	$0
Equipment:	$1,000,000	$0	$1,000,000	$0	$0	$0	$0
Other:	$0	$0	$0	$0	$0	$0	$0
Total:	**$1,000,000**	**$0**	**$1,000,000**	**$0**	**$0**	**$0**	**$0**
Total Local:	$0	$0	$0	$0	$0	$0	$0

Project Description

The Ithaca Tompkins Regional Airport must maintain Fire Fighting Vehicles as well as equipment to meet the mandates by the Federal Aviation Administration FAA.

Tompkins County Project Approval Request Form

Project Name: Install LED Airfield and Taxiway Lighting - Design and Construction

Project Summary

General

Start Year: **2020**

Completion Year: **2022**

Program Committee: Facilities and Infrastructure

Department: Airport

Jurisdiction:

Administrative

Program Manager: Michael S. Hall

Project Manager: Josh Nalley

Project Type: Other

RFP or Bid Proposal necessary?: Yes

Environmental

Other Involved Agencies/Municipalities:

Anticipated SEQR Review Level:

Neg Dec

SEQR Type: TYPEII

Financial Source

Local Share	
FAA	$1,260,000
NYS DOT	$70,000
Airport/PFC'S	$70,000
Total:	**$1,400,000**

Financial Information - Uses

	Total	Previous Years	2019	2020	2021	2022	2023
Planning	$0	$0	$0	$0	$0	$0	$0
Land:	$0	$0	$0	$0	$0	$0	$0
Design:	$150,000	$0	$0	$150,000	$0	$0	$0
Construction:	$1,250,000	$0	$0	$0	$0	$1,250,000	$0
Equipment:	$0	$0	$0	$0	$0	$0	$0
Other:	$0	$0	$0	$0	$0	$0	$0
Total:	**$1,400,000**	**$0**	**$0**	**$150,000**	**$0**	**$1,250,000**	**$0**
Total Local:	$0	$0	$0	$0	$0	$0	$0

Project Description

Replace all Taxiway Lighting with LED Lights.

Tompkins County Project Approval Request Form

Project Name: Parallel Taxiway Rehabilitation

Project Summary

General

Start Year: **2018**

Completion Year: **2022**

Program Committee: Facilities and Infrastructure

Department: Airport

Jurisdiction:

Administrative

Program Manager: Michael S. Hall

Project Manager: Josh Nalley

Project Type: Other

RFP or Bid Proposal necessary?: Yes

Environmental

Other Involved Agencies/Municipalities:

Anticipated SEQR Review Level:

Neg Dec

SEQR Type: TYPEII

Financial Source

Local Share	
FAA	$4,640,400
NYS DOT	$257,800
Airport/PFC'S	$257,800
Total:	**$5,156,000**

Financial Information - Uses

	Total	Previous Years	2019	2020	2021	2022	2023
Planning	$0	$0	$0	$0	$0	$0	$0
Land:	$0	$0	$0	$0	$0	$0	$0
Design:	$276,000	$136,000	$0	$140,000	$0	$0	$0
Construction:	$4,880,000	$0	$1,820,000	$0	$1,760,000	$1,300,000	$0
Equipment:	$0	$0	$0	$0	$0	$0	$0
Other:	$0	$0	$0	$0	$0	$0	$0
Total:	**$5,156,000**	**$136,000**	**$1,820,000**	**$140,000**	**$1,760,000**	**$1,300,000**	**$0**
Total Local:	$0	$0	$0	$0	$0	$0	$0

Project Description

Complete rehabilitation of the Parallel Taxiway - broken into multiple phases for funding reasons.

Tompkins County Project Approval Request Form

Project Name: Prepare Airport Land Parcels for Future Development

Project Summary

General

Start Year: **2020**

Completion Year: **Unknown**

Program Committee: Facilities and Infrastructure

Department: Airport

Jurisdiction:

Administrative

Program Manager: Michael S. Hall

Project Manager: Josh Nalley

Project Type: Other

RFP or Bid Proposal necessary?: Yes

Environmental

Other Involved Agencies/Municipalities:

Anticipated SEQR Review Level:

EAF Short

SEQR Type: UNLISTED

Financial Source

Local Share	
Other	$500,000
Total:	**$500,000**

Financial Information - Uses

	Total	Previous Years	2019	2020	2021	2022	2023
Planning	$0	$0	$0	$0	$0	$0	$0
Land:	$0	$0	$0	$0	$0	$0	$0
Design:	$0	$0	$0	$0	$0	$0	$0
Construction:	$0	$0	$0	$0	$0	$0	$0
Equipment:	$0	$0	$0	$0	$0	$0	$0
Other:	$500,000	$0	$0	$500,000	$0	$0	$0
Total:	**$500,000**	**$0**	**$0**	**$500,000**	**$0**	**$0**	**$0**
Total Local:	$0	$0	$0	$0	$0	$0	$0

Project Description

Tree removal and land preparation to allow for Cherry Road and Agway parcels to be developed to provide airport with ongoing additional revenue (leasing land for suitable use). Project is dependant on outside developer providing the funding.

Tompkins County Project Approval Request Form

Project Name: Snow Removal Equipment (MTE) 2018

Project Summary

General

Start Year: **2018**

Completion Year: **2019**

Program Committee: Facilities and Infrastructure

Department: Airport

Jurisdiction:

Administrative

Program Manager: Michael S. Hall

Project Manager: Josh Nalley

Project Type: Equipment

RFP or Bid Proposal necessary?: Yes

Environmental

Other Involved Agencies/Municipalities:

Anticipated SEQR Review Level:

SEQR Type: TYPEII

Financial Source

Local Share	
Airport/PFC'S	$40,000
New York State	$40,000
FAA	$720,000
Total:	**$800,000**

Financial Information - Uses

	Total	Previous Years	2019	2020	2021	2022	2023
Planning	$0	$0	$0	$0	$0	$0	$0
Land:	$0	$0	$0	$0	$0	$0	$0
Design:	$0	$0	$0	$0	$0	$0	$0
Construction:	$0	$0	$0	$0	$0	$0	$0
Equipment:	$800,000	$0	$0	$800,000	$0	$0	$0
Other:	$0	$0	$0	$0	$0	$0	$0
Total:	**$800,000**	**$0**	**$0**	**$800,000**	**$0**	**$0**	**$0**
Total Local:	$0	$0	$0	$0	$0	$0	$0

Project Description

The Ithaca Tompkins Regional Airport intends to acquire one high-speed Multi-Tasking Equipment consisting of a carrier vehicle, snow plow, and tow behind roatary broom with a high velocity air unit. A new MTE will account for one plow truck and one rotary broom and allow the airport to maintain adequate equipment to clear Priority 1 areas.

Tompkins County Project Approval Request Form

Project Name: Terminal Security Improvements and Baggage Make-Up Expansion

Project Summary

General

Start Year: **2017**

Completion Year: **2019**

Program Committee: Facilities and Infrastructure

Department: Airport

Jurisdiction:

Administrative

Program Manager: Michael S. Hall

Project Manager: Josh Nalley

Project Type: Other

RFP or Bid Proposal necessary?: Yes

Environmental

Other Involved Agencies/Municipalities:

Anticipated SEQR Review Level:

Neg Dec

SEQR Type: TYPEII

Financial Source

Local Share	
PFC's	$6,000,000
Other (Grants etc.)	$4,000,000
Total:	**$10,000,000**

Financial Information - Uses

	Total	Previous Years	2019	2020	2021	2022	2023
Planning	$0	$0	$0	$0	$0	$0	$0
Land:	$0	$0	$0	$0	$0	$0	$0
Design:	$471,000	$471,000	$0	$0	$0	$0	$0
Construction:	$9,529,000	$9,529,000	$0	$0	$0	$0	$0
Equipment:	$0	$0	$0	$0	$0	$0	$0
Other:	$0	$0	$0	$0	$0	$0	$0
Total:	**$10,000,000**	**$10,000,000**	**$0**	**$0**	**$0**	**$0**	**$0**
Total Local:	$0	$0	$0	$0	$0	$0	$0

Project Description

Baggage Make-Up area expansion to accommodate new TSA Equipment and relocating TSA employees from airline space to their own space. Expanding departure lounge to compensate loss of space due to TSA Offices relocating to this location. Funding for this project will be via PFC's subject to approval.

Tompkins County Project Approval Request Form

Project Name: Facility Restoration Project

Project Summary

General

Start Year: **2014**

Completion Year: **Ongoing**

Program Committee: Facilities and Infrastructure

Department: Facilities Department

Jurisdiction: Town & City of Ithaca

Administrative

Program Manager: Arel LeMaro

Project Manager: Arel LeMaro

Project Type: Building

RFP or Bid Proposal necessary?: Yes

Environmental

Other Involved Agencies/Municipalities:
Town & City of Ithaca

Anticipated SEQR Review Level:

Exempt

SEQR Type: TYPE II

Financial Source

Local Share	$5,600,000
Total:	**$5,600,000**

Financial Information - Uses

	Total	Previous Years	2019	2020	2021	2022	2023
Planning	$0	$0	$0	$0	$0	$0	$0
Land:	$0	$0	$0	$0	$0	$0	$0
Design:	$350,000	$250,000	$0	$0	$50,000	$50,000	$0
Construction:	$5,250,000	$3,850,000	$0	$0	$650,000	$750,000	$0
Equipment:	$0	$0	$0	$0	$0	$0	$0
Other:	$0	$0	$0	$0	$0	$0	$0
Total:	**$5,600,000**	**$4,100,000**	**$0**	**$0**	**$700,000**	**$800,000**	**$0**
Total Local:	$5,600,000	$4,100,000	$0	$0	$700,000	$800,000	$0

Project Description

Years of under funding maintenance budgets and under investing in County owned facilities have caused a significant backlog of deferred maintenance. This request is intended to address the backlog of deferred maintenance that currently exists in the County's facilities and to accomplish it over the next several years.
This is a short-term remedial program of deferred maintenance reduction. Once completed ongoing facility maintenance needs in future years will need to be addressed. If on-going needs are not addressed, the county will likely be faced with the same problem in future years. Funds will be used to correct deficiencies on facilities in worse condition in order to prevent further and frequently accelerating deterioration.
In the Updated 2013 Capital Improvement Plan, $4 million was to be invested in these projects over a seven year period from 2014-2020. ($800,000/year in 2014-2016 followed by $800,000/year in 2019-20). It is proposed that the same $4 million be invested over a five, rather than seven, year period from 2014-2018. The two year "pause" in investments would occur in 2019-20. The second cycle of $4 million over a seven year period (2021-2027) begins with an $800,000 investment in 2021.

Tompkins County Project Approval Request Form

Project Name: Bus Stop at the Health Department (55 Brown Road)

Project Summary

General

Start Year: **2016**

Completion Year: **2018**

Program Committee: Health and Human Services

Department: Health Department

Jurisdiction: Lansing (V)

Administrative

Program Manager: Frank Kruppa

Project Manager: Arel LeMaro

Project Type: Building Parki

RFP or Bid Proposal necessary?: Yes

Environmental

Other Involved Agencies/Municipalities:
Lansing (V)

Anticipated SEQR Review Level:

Exempt

SEQR Type: TYPEII

Financial Source

Local Share	$500,000
Total:	**$500,000**

Financial Information - Uses

	Total	Previous Years	2019	2020	2021	2022	2023
Planning	$0	$0	$0	$0	$0	$0	$0
Land:	$0	$0	$0	$0	$0	$0	$0
Design:	$15,000	$15,000	$0	$0	$0	$0	$0
Construction:	$485,000	$485,000	$0	$0	$0	$0	$0
Equipment:	$0	$0	$0	$0	$0	$0	$0
Other:	$0	$0	$0	$0	$0	$0	$0
Total:	**$500,000**	**$500,000**	**$0**	**$0**	**$0**	**$0**	**$0**
Total Local:	$500,000	$500,000	$0	$0	$0	$0	$0

Project Description

The Tompkins County Health Department does not currently have handicap or stroller access from the nearest TCAT bus stop. We have clients that are forced to use the entry road from Brown Road as pedestrian access because the sidewalk does not have cutouts to allow wheelchairs or strollers. This capital project would strengthen the access road from Brown Road as well as the parking lot at the Health Department to allow a TCAT bus stop to be created at the front door. We have a large number of clients that use or would use public transportation. In particular our WIC program has successfully advertised on the TACT buses to attract future participants. The challenge of not being located downtown has been addressed by many Health Department programs in many different ways. Bus access will make our facility more accessible to our clients.

Tompkins County Project Approval Request Form

Project Name: Cold Storage Building

Project Summary

General

Start Year: **2019**

Completion Year: **2019**

Program Committee: Facilities and Infrastructure

Department: Facilities Department

Jurisdiction:

Administrative

Program Manager: Arel LeMaro

Project Manager: Arel LeMaro

Project Type: Building

RFP or Bid Proposal necessary?: Yes

Environmental

Other Involved Agencies/Municipalities:

Anticipated SEQR Review Level:

SEQR Type:

Financial Source

Local Share	$140,000
State Grant (to be obtained by TCSW	$60,000
Total:	**$200,000**

Financial Information - Uses

	Total	Previous Years	2019	2020	2021	2022	2023
Planning	$0	$0	$0	$0	$0	$0	$0
Land:	$0	$0	$0	$0	$0	$0	$0
Design:	$0	$0	$0	$0	$0	$0	$0
Construction:	$200,000	$0	$200,000	$0	$0	$0	$0
Equipment:	$0	$0	$0	$0	$0	$0	$0
Other:	$0	$0	$0	$0	$0	$0	$0
Total:	**$200,000**	**$0**	**$200,000**	**$0**	**$0**	**$0**	**$0**
Total Local:	$140,000	$0	$140,000	$0	$0	$0	$0

Project Description

Project is the construction of a 60′ x 100′ (6,000 SF) cold storage building at Public Works property located at Bostwick Road to be shared with TC Soil and Water Conservation District and Facilities. Having lost storage space with sale of Old Library, Facilities Department has additional need for cold storage. Currently TCSWCD is utilizing Highway space for storage needs.

Tompkins County Project Approval Request Form

Project Name: Old Jail Office Building Renovations

Project Summary

General

Start Year: **2019**

Completion Year: **2019**

Program Committee: Facilities and Infrastructure

Department: Facilities Department

Jurisdiction: City of Ithaca

Administrative

Program Manager: Arel LeMaro

Project Manager: Arel LeMaro

Project Type: Other

RFP or Bid Proposal necessary?: Yes

Environmental

Other Involved Agencies/Municipalities:
City of Ithaca

Anticipated SEQR Review Level:

SEQR Type:

Financial Source

Local Share	$2,368,000
Total:	**$2,368,000**

Financial Information - Uses

	Total	Previous Years	2019	2020	2021	2022	2023
Planning	$0	$0	$0	$0	$0	$0	$0
Land:	$0	$0	$0	$0	$0	$0	$0
Design:	$200,000	$0	$200,000	$0	$0	$0	$0
Construction:	$1,734,000	$0	$1,734,000	$0	$0	$0	$0
Equipment:	$0	$0	$0	$0	$0	$0	$0
Other:	$434,000	$0	$434,000	$0	$0	$0	$0
Total:	**$2,368,000**	**$0**	**$2,368,000**	**$0**	**$0**	**$0**	**$0**
Total Local:	$2,368,000	$0	$2,368,000	$0	$0	$0	$0

Project Description

Renovations to 1st and 3rd floor of Old Jail Office Building would include reconfiguring space for better working environment, work flow and additional staffing that has been added. Improvements made to 2nd floor bathroom. Improvements would include basement expansion to former boiler room area creating new larger conference room space, break room, larger bathroom capacity, larger HR testing area and storage. Space needs in County Administration and Human Resource have exceeding current layout of building floors. Basement has additional space that is underutilized.

Tompkins County Project Approval Request Form

Project Name: Cortland Street Bridge Replacement

Project Summary

General

Start Year: **2020**

Completion Year: **2021**

Program Committee: Facilities and Infrastructure

Department: Highway Department

Jurisdiction:

Administrative

Program Manager: Jeff Smith

Project Manager: Carl Martel

Project Type: Bridge

RFP or Bid Proposal necessary?: Yes

Environmental

Other Involved Agencies/Municipalities:

Anticipated SEQR Review Level:

Neg Dec

SEQR Type: UNLISTED

Financial Source

Local Share	$1,620,000
Total:	**$1,620,000**

Financial Information - Uses

	Total	Previous Years	2019	2020	2021	2022	2023
Planning	$0	$0	$0	$0	$0	$0	$0
Land:	$50,000	$0	$0	$50,000	$0	$0	$0
Design:	$245,000	$0	$0	$245,000	$0	$0	$0
Construction:	$1,325,000	$0	$0	$0	$1,325,000	$0	$0
Equipment:	$0	$0	$0	$0	$0	$0	$0
Other:	$0	$0	$0	$0	$0	$0	$0
Total:	**$1,620,000**	**$0**	**$0**	**$295,000**	**$1,325,000**	**$0**	**$0**
Total Local:	$1,620,000	$0	$0	$295,000	$1,325,000	$0	$0

Project Description

The project will remove the two existing adjacent 14-foot diameter corrugated metal pipes that carry West Cortland Street over the Owasco Inlet and replace them with a new bridge, including sidewalks and public water and sewer main upgrades, if required.

The project will remove the two existing adjacent 14-foot diameter corrugated metal pipes that carry West Cortland Street over the Owasco Inlet and replace them with a new bridge, including sidewalks and public water and sewer main upgrades, if required.

The project will remove the two existing adjacent 14-foot diameter corrugated metal pipes that carry West Cortland Street over the Owasco Inlet and replace them with a new bridge, including sidewalks and public water and sewer main upgrades, if required.

Tompkins County Project Approval Request Form

Project Name: Ellis Hollow Road Phase 3

Project Summary

General

Start Year: **2016**

Completion Year: **2020**

Program Committee: Facilities and Infrastructure

Department: Highway Department

Jurisdiction: Town of Ithaca

Administrative

Program Manager: Carl Martel

Project Manager: Jeffrey Smith

Project Type: Road

RFP or Bid Proposal necessary?: Yes

Environmental

Other Involved Agencies/Municipalities:
Town of Ithaca

Anticipated SEQR Review Level:

EAF Short

SEQR Type: TYPEII

Financial Source

Local Share	$39,000
Federal Funding	$147,576
State Funding	$276,700
Total:	**$463,276**

Financial Information - Uses

	Total	Previous Years	2019	2020	2021	2022	2023
Planning	$0	$0	$0	$0	$0	$0	$0
Land:	$0	$0	$0	$0	$0	$0	$0
Design:	$85,000	$85,000	$0	$0	$0	$0	$0
Construction:	$630,000	$630,000	$0	$0	$0	$0	$0
Equipment:	$0	$0	$0	$0	$0	$0	$0
Other:	$65,000	$65,000	$0	$0	$0	$0	$0
Total:	**$780,000**	**$780,000**	**$0**	**$0**	**$0**	**$0**	**$0**
Total Local:	$39,000	$39,000	$0	$0	$0	$0	$0

Project Description

Because of a very deteriorated pavement condition and heavy vehicular use, Ellis Hollow Road requires pavement, and drainage reconstruction to accommodate its multi-modal users between Pine Tree Road and Game Farm Road.

Tompkins County Project Approval Request Form

Project Name: Ellis Hollow Road Phase 4

Project Summary

General

Start Year: **2018**

Completion Year: **2018**

Program Committee: Facilities and Infrastructure

Department: Highway Department

Jurisdiction: Town of Dryden

Administrative

Program Manager: Carl Martel

Project Manager: Jeffrey Smith

Project Type: Road

RFP or Bid Proposal necessary?: Yes

Environmental

Other Involved Agencies/Municipalities:
Town of Dryden

Anticipated SEQR Review Level:

EAF Short

SEQR Type: TYPEII

Financial Source

Local Share	$325,000
Total:	**$325,000**

Financial Information - Uses

	Total	Previous Years	2019	2020	2021	2022	2023
Planning	$0	$0	$0	$0	$0	$0	$0
Land:	$0	$0	$0	$0	$0	$0	$0
Design:	$0	$0	$0	$0	$0	$0	$0
Construction:	$325,000	$325,000	$0	$0	$0	$0	$0
Equipment:	$0	$0	$0	$0	$0	$0	$0
Other:	$0	$0	$0	$0	$0	$0	$0
Total:	**$325,000**	**$325,000**	**$0**	**$0**	**$0**	**$0**	**$0**
Total Local:	$325,000	$325,000	$0	$0	$0	$0	$0

Project Description

Because of a very deteriorated pavement condition and heavy vehicular use, Ellis Hollow Road requires pavement, and drainage reconstruction to accommodate its multi-modal users between Dodge Road and Game Farm Road. This will be the last phase to complete this roadway.

Tompkins County Project Approval Request Form

Project Name: Fall Creek Road CR 105, Bridge Rehabilitation over Fall Creek

Project Summary

General

Start Year: **2020**

Completion Year: **2021**

Program Committee: Facilities and Infrastructure

Department: Highway Department

Jurisdiction: Town of Dryden

Administrative

Program Manager: Carl Martel

Project Manager: Jeffrey Smith

Project Type: Bridge

RFP or Bid Proposal necessary?: Yes

Environmental

Other Involved Agencies/Municipalities:
Town of Dryden

Anticipated SEQR Review Level:

Neg Dec

SEQR Type: UNLISTED

Financial Source

Local Share	$19,000
Federal Share	$76,000
Total:	**$95,000**

Financial Information - Uses

	Total	Previous Years	2019	2020	2021	2022	2023
Planning	$5,000	$0	$0	$5,000	$0	$0	$0
Land:	$0	$0	$0	$0	$0	$0	$0
Design:	$90,000	$0	$0	$90,000	$0	$0	$0
Construction:	$0	$0	$0	$0	$0	$0	$0
Equipment:	$0	$0	$0	$0	$0	$0	$0
Other:	$0	$0	$0	$0	$0	$0	$0
Total:	**$95,000**	**$0**	**$0**	**$95,000**	**$0**	**$0**	**$0**
Total Local:	$19,000	$0	$0	$19,000	$0	$0	$0

Project Description

This bridge is a 3-barrel concrete box culvert with a condition rating of less then 5.0, indicating greater than minor deterioration is present.

Tompkins County Project Approval Request Form

Project Name: Falls Road Bridge

Project Summary

General

Start Year: **2022**

Completion Year: **2023**

Program Committee: Facilities and Infrastructure

Department: Highway Department

Jurisdiction:

Administrative

Program Manager: Jeff Smith

Project Manager: Carl Martel

Project Type: Bridge

RFP or Bid Proposal necessary?: Yes

Environmental

Other Involved Agencies/Municipalities:

Anticipated SEQR Review Level:

Neg Dec

SEQR Type: UNLISTED

Financial Source

Local Share	$1,500,000
Total:	**$1,500,000**

Financial Information - Uses

	Total	Previous Years	2019	2020	2021	2022	2023
Planning	$30,000	$0	$0	$0	$0	$30,000	$0
Land:	$0	$0	$0	$0	$0	$0	$0
Design:	$170,000	$0	$0	$0	$0	$170,000	$0
Construction:	$1,300,000	$0	$0	$0	$0	$0	$1,300,000
Equipment:	$0	$0	$0	$0	$0	$0	$0
Other:	$0	$0	$0	$0	$0	$0	$0
Total:	**$1,500,000**	**$0**	**$0**	**$0**	**$0**	**$200,000**	**$1,300,000**
Total Local:	$0	$0	$0	$0	$0	$0	$0

Project Description

Falls Road over Taughannock Creek is considered a gateway to the Taughannock State Park, part of the area's cultural and environmental resources. Maintaining safe entrance to the park will bolster the economy through tourism.

Tompkins County Project Approval Request Form

Project Name: Highway Department Shop and Wash Bay Improvements

Project Summary

General

Start Year: **2019**

Completion Year: **2020**

Program Committee: Facilities and Infrastructure

Department: Highway Department

Jurisdiction:

Administrative

Program Manager: Jeff Smith

Project Manager: Carl Martel

Project Type:

RFP or Bid Proposal necessary?: Yes

Environmental

Other Involved Agencies/Municipalities:

Anticipated SEQR Review Level:

Neg Dec

SEQR Type: TYPEII

Financial Source

Local Share	$450,000
Total:	**$450,000**

Financial Information - Uses

	Total	Previous Years	2019	2020	2021	2022	2023
Planning	$0	$0	$0	$0	$0	$0	$0
Land:	$0	$0	$0	$0	$0	$0	$0
Design:	$50,000	$0	$50,000	$0	$0	$0	$0
Construction:	$400,000	$0	$0	$400,000	$0	$0	$0
Equipment:	$0	$0	$0	$0	$0	$0	$0
Other:	$0	$0	$0	$0	$0	$0	$0
Total:	**$450,000**	**$0**	**$50,000**	**$400,000**	**$0**	**$0**	**$0**
Total Local:	$450,000	$0	$50,000	$400,000	$0	$0	$0

Project Description

The shop bays are antiquated and in need of floor and floor plan improvements, Proper HVAC and Ventilation improvements, Roof leaks and block walls are cracking showing fatique. Wash bay improvements will help with maintainence of fleet. Improved and efficient lighting.

Tompkins County Project Approval Request Form

Project Name: Ludlowville Road Bridge over Salmon Creek Replacement

Project Summary

General

Start Year: **2017**

Completion Year: **2019**

Program Committee: Facilities and Infrastructure

Department: Highway Department

Jurisdiction: Town of Lansing

Administrative

Program Manager: Carl Martel

Project Manager: Jeffrey Smith

Project Type: Bridge

RFP or Bid Proposal necessary?: Yes

Environmental

Other Involved Agencies/Municipalities:
Town of Lansing

Anticipated SEQR Review Level:

Neg Dec

SEQR Type: UNLISTED

Financial Source

Local Share	$297,400
Federal Share	$1,189,600
Total:	**$1,487,000**

Financial Information - Uses

	Total	Previous Years	2019	2020	2021	2022	2023
Planning	$10,000	$10,000	$0	$0	$0	$0	$0
Land:	$19,000	$19,000	$0	$0	$0	$0	$0
Design:	$140,000	$140,000	$0	$0	$0	$0	$0
Construction:	$1,156,000	$0	$1,156,000	$0	$0	$0	$0
Equipment:	$0	$0	$0	$0	$0	$0	$0
Other:	$162,000	$0	$162,000	$0	$0	$0	$0
Total:	**$1,487,000**	**$169,000**	**$1,318,000**	**$0**	**$0**	**$0**	**$0**
Total Local:	$297,400	$33,800	$263,600	$0	$0	$0	$0

Project Description

This bridge is structurally deficient and functionally obsolete. It is narrow with an open metal grating deck which is especially slippery when wet and has proved hazardous for bicycle and motorcycle operators. It is not ADA compliant. Sidewalks, railings, and approach railing transitions are sub-standard. The abutments are over 85 years old. The superstructure is approxiamtely 50 years old.

Tompkins County Project Approval Request Form

Project Name: Road Maintenance Program

Project Summary

General

Start Year: **2014**

Completion Year: **2019**

Program Committee: Facilities and Infrastructure

Department: Highway Department

Jurisdiction: Tompkins County

Administrative

Program Manager: Jeffrey Smith

Project Manager: Jeffrey Smith

Project Type: Road

RFP or Bid Proposal necessary?: No

Environmental

Other Involved Agencies/Municipalities:
Tompkins County

Anticipated SEQR Review Level:

SEQR Type: TYPEII

Financial Source

Local Share	$9,600,000
Total:	**$9,600,000**

Financial Information - Uses

	Total	Previous Years	2019	2020	2021	2022	2023
Planning	$0	$0	$0	$0	$0	$0	$0
Land:	$0	$0	$0	$0	$0	$0	$0
Design:	$0	$0	$0	$0	$0	$0	$0
Construction:	$13,200,000	$6,000,000	$1,800,000	$1,800,000	$1,800,000	$1,800,000	$0
Equipment:	$0	$0	$0	$0	$0	$0	$0
Other:	$0	$0	$0	$0	$0	$0	$0
Total:	**$13,200,000**	**$6,000,000**	**$1,800,000**	**$1,800,000**	**$1,800,000**	**$1,800,000**	**$0**
Total Local:	$13,200,000	$6,000,000	$1,800,000	$1,800,000	$1,800,000	$1,800,000	$0

Project Description

This project supports a ten-year highway rehabilitation, reconstruction, and maintenance plan. A subsequent 5-year 'round' of funding is projected.

Tompkins County Project Approval Request Form

Project Name: HR/Payroll Cloud Suite Upgrade

Project Summary

General

Start Year: **2018**

Completion Year: **2020**

Program Committee: Governmental Operations

Department: Information Technology Services

Jurisdiction: Ithaca

Administrative

Program Manager: Greg Potter

Project Manager: Greg Potter

Project Type: Other

RFP or Bid Proposal necessary?: Unsu

Environmental

Other Involved Agencies/Municipalities:
Ithaca

Anticipated SEQR Review Level:

SEQR Type:

Financial Source

Local Share	$200,000
Total:	**$200,000**

Financial Information - Uses

	Total	Previous Years	2019	2020	2021	2022	2023
Planning	$0	$0	$0	$0	$0	$0	$0
Land:	$0	$0	$0	$0	$0	$0	$0
Design:	$0	$0	$0	$0	$0	$0	$0
Construction:	$0	$0	$0	$0	$0	$0	$0
Equipment:	$0	$0	$0	$0	$0	$0	$0
Other:	$200,000	$125,000	$75,000	$0	$0	$0	$0
Total:	**$200,000**	**$125,000**	**$75,000**	**$0**	**$0**	**$0**	**$0**
Total Local:	$0	$0	$0	$0	$0	$0	$0

Project Description

Tompkins County implemented the Infor HR/Payroll solution in 2010 based on an extensive, multi-departmental RFP process. Since this implementation the Information Technologies Department (ITS) has provided on-premise hosting of the application and direct support for the system, including budgeting for the annual software contracts, governance and expanded configuration of the system to meet the evolving requirements and mandates of the Human Resources and Finance Departments, the continuous roll-out of numerous software patches, and a significant software upgrade and server replacement effort completed in 2014. Recently, ITS has successfully coordinated other software projects under a Software as a Subscription (SaaS) model, which is based on the hosting of the application by the software vendor in their managed data centers. The SaaS model is now offered by Infor and recommended by ITS as the best alternative for the long term support and advancement of the Tompkins County HR/Payroll system. Although the annual SaaS contract will be more expensive than the current annual software support agreement there are many advantages. These include: software companies have standardized on this model and often deploy new releases or functionality of their software first to their SaaS customers; cost and support of hardware, operating systems, software patches/upgrades, and backup and disaster recovery requirements are included in the SaaS model; the County can request future configuration changes in conjunction with Infor, as ITS will be impacted based on expected personnel and retirement changes in next two years.

Tompkins County Project Approval Request Form

Project Name: Aquifer Study Program

Project Summary

General

Start Year: **2003**

Completion Year: **2022**

Program Committee: Planning, Development, and Environmental Quality

Department: Planning and Sustainability Department

Jurisdiction:

Administrative

Program Manager: Joan Jurkowich

Project Manager: Katie Borgella

Project Type: Other

RFP or Bid Proposal necessary?: No

Environmental

Other Involved Agencies/Municipalities:

Anticipated SEQR Review Level:

SEQR Type: TYPEII

Financial Source

Local Share	$1,545,100
USGS	$1,324,400
Municipality/Others	$1,545,100
Total:	**$4,414,600**

Financial Information - Uses

	Total	Previous Years	2019	2020	2021	2022	2023
Planning	$0	$0	$0	$0	$0	$0	$0
Land:	$0	$0	$0	$0	$0	$0	$0
Design:	$0	$0	$0	$0	$0	$0	$0
Construction:	$0	$0	$0	$0	$0	$0	$0
Equipment:	$0	$0	$0	$0	$0	$0	$0
Other:	$4,336,711	$3,453,791	$220,730	$220,730	$220,730	$220,730	$0
Total:	**$4,336,711**	**$3,453,791**	**$220,730**	**$220,730**	**$220,730**	**$220,730**	**$0**
Total Local:	$1,517,845	$1,208,825	$77,255	$77,255	$77,255	$77,255	$0

Project Description

In partnership with the United States Geological Survey, Tompkins County initiated an aquifer study program to help protect Tompkins County's groundwater resources and drinking water supplies. County funds from this program leverage Federal funds to conduct consecutive studies of individual aquifers in the County. Participating municipalities also provide a portion of the necessary funding. The products of the studies are unique to each aquifer and generally include investigation of surface water and groundwater interaction, groundwater movement, and vulnerability of the respective groundwater resources.

Tompkins County Project Approval Request Form

Project Name: Natural Infrastructure

Project Summary

General

Start Year: **2017**

Completion Year: **2023**

Program Committee: Planning, Development, and Environmental Quality

Department: Planning and Sustainability Department

Jurisdiction:

Administrative

Program Manager: Scott Doyle

Project Manager: Katie Borgella

Project Type: Other

RFP or Bid Proposal necessary?: Unsu

Environmental

Other Involved Agencies/Municipalities:

Anticipated SEQR Review Level:

SEQR Type:

Financial Source

Local Share	$1,400,000
Total:	**$1,400,000**

Financial Information - Uses

	Total	Previous Years	2019	2020	2021	2022	2023
Planning	$0	$0	$0	$0	$0	$0	$0
Land:	$700,000	$200,000	$100,000	$100,000	$100,000	$100,000	$100,000
Design:	$0	$0	$0	$0	$0	$0	$0
Construction:	$0	$0	$0	$0	$0	$0	$0
Equipment:	$0	$0	$0	$0	$0	$0	$0
Other:	$700,000	$200,000	$100,000	$100,000	$100,000	$100,000	$100,000
Total:	**$1,400,000**	**$400,000**	**$200,000**	**$200,000**	**$200,000**	**$200,000**	**$200,000**
Total Local:	$1,400,000	$400,000	$200,000	$200,000	$200,000	$200,000	$200,000

Project Description

The Natural Infrastructure capital project is a multi-year capital program to provide funding for projects that address flooding and surface water and groundwater quality and/or quantity issues in Tompkins County. The Natural Infrastructure capital project is focused on protection, by acquisition, easement, restoration and/or stabilization, of: upper watershed forests and wetlands; stream corridors and floodplains; and aquifer recharge areas. The objectives are to: (1) protect and enhance those natural systems that can help to mitigate the impacts of intensive rainfall events that are expected to continue to increase as a result of climate change; (2) help decrease sediment loads in streams and Cayuga Lake; and (3) protect overall water quality in streams, surficial aquifers and Cayuga Lake. Additional benefits could include improved wildlife habitat and recreational opportunities. The program may also help to fund demonstration green infrastructure projects on County properties.

Among specific types of projects that could be funded totally or in part from this project:

- Acquiring and monitoring conservation easements on private forest lands, wetlands, and stream corridors in the upper reaches of watersheds of streams (primarily 1st and 2nd order streams) that ultimately flow into populated areas such as the City, villages, and hamlets. Projects in the Chesapeake Bay watershed may be considered if matching

funding is available. This would ensure that these lands continue to act as natural sponges that hold rainwater and delay runoff during storms, as well as reduce sedimentation and contamination that might impact downstream public or private water supplies.

- Property easements, land acquisitions, planning, design, and construction of measures, to reconnect 3rd and 4th order streams to their natural floodplains. The objective is to reduce the rate of flow to developed areas and allow some sediment to settle out before it reaches the flood control channel or Cayuga Lake. Projects in the Chesapeake Bay and Owasco Lake watersheds may be considered if matching funding is available.
- Planning, design, and restoration of stream banks, and establishing and planting stream buffers to hold and retain sediment, especially during storm events.
- Demonstration of innovative road ditch management techniques, such as check dams, on County highway ditches that would retain sediment before it enters streams and which, if successful, could become standard practice going forward.
- Demonstration projects to address stormwater runoff issues at County buildings in ways that detain water on-site and help avoid overloading storm sewers or drainage ways in intensive rain events.
- Protection of aquifer recharge areas through easement or ownership depending on the sensitivity of areas to contamination and likely impact on public and private water supplies.

Tompkins County Project Approval Request Form

Project Name: RSWC Facilities and Site Upgrade

Project Summary

General

Start Year: **2015**

Completion Year: **2021**

Program Committee: Facilities and Infrastructure

Department: Recycling and Materials Management De

Jurisdiction: City of Ithaca

Administrative

Program Manager: Barbara Eckstrom

Project Manager: Barbara Eckstrom

Project Type: Equipment

RFP or Bid Proposal necessary?: Yes

Environmental

Other Involved Agencies/Municipalities:
City of Ithaca

Anticipated SEQR Review Level:

N/A

SEQR Type: TYPEII

Financial Source

Local Share	
NYSDEC Grant	$355,000
Debt Service/Bonds	$738,000
Equipment Reserve (by 2021)	$489,000
Construction Reserve	$400,000
TBD	$480,652
Total:	**$2,462,652**

Financial Information - Uses

	Total	Previous Years	2019	2020	2021	2022	2023
Planning	$216,058	$186,058	$15,000	$15,000	$0	$0	$0
Land:	$0	$0	$0	$0	$0	$0	$0
Design:	$0	$0	$0	$0	$0	$0	$0
Construction:	$1,723,726	$1,015,726	$100,000	$100,000	$508,000	$0	$0
Equipment:	$521,179	$76,179	$0	$0	$445,000	$0	$0
Other:	$1,689	$1,689	$0	$0	$0	$0	$0
Total:	**$2,462,652**	**$1,279,652**	**$115,000**	**$115,000**	**$953,000**	**$0**	**$0**
Total Local:	$0	$0	$0	$0	$0	$0	$0

Project Description

Asset management of County owned facilities & equipment.

Airport

The mission of the Ithaca Tompkins Regional Airport is to provide a safe, efficient, clean, and enjoyable facility that exceeds the expectations of the traveling public, the airport tenants, and other airport users. The airport provides a vital link to the outside world by allowing business and leisure travelers to fly in directly to the community. The airport serves the communitys travel needs by providing access to the national and international aviation system. The airport budget for 2017 is wholly funded through fees, rents, and federal aid.

Consolidated Budget

	2016 Actual	2017 Actual	2018 Modified	2019 Target	2019 Req OTR's	2019 Rec OTR's	2019 Total Rec
Expenditures							
Salary and Wages	773,685	834,952	839,678	844,683	0	0	844,683
Overtime	29,717	34,656	42,943	54,706	0	0	54,706
Premium Pay	29,659	27,804	27,152	28,082	0	0	28,082
Fringe Benefits	382,504	375,560	448,973	452,699	0	0	452,699
Automotive Equipment	104,093	43,500	46,000	48,000	0	0	48,000
Other Capital Equip	38,844	49,030	41,400	19,250	0	0	19,250
Highway Materials	19,380	28,946	43,900	44,900	0	0	44,900
Vehicle Fuel and Maint	17,493	24,404	30,000	42,000	0	0	42,000
Other Supplies	132,840	33,926	84,100	86,100	0	0	86,100
Travel Training	34,699	40,575	57,000	61,300	0	0	61,300
Professional Services	189,944	175,676	201,200	151,700	0	0	151,700
All Other Contr. Svcs	535,487	612,833	599,409	603,401	0	0	603,401
Program Expense	0	12,805	33,556	66,220	0	0	66,220
Maintenance	108,929	163,976	163,000	192,000	0	0	192,000
Utilities	225,720	188,459	227,000	217,000	0	0	217,000
Other	321,221	336,747	316,715	323,395	0	0	323,395
Other Finance	125,116	779,752	35,656	15,450	0	0	15,450
Total Expenditures	3,069,331	3,763,601	3,237,682	3,250,886	0	0	3,250,886
Revenues							
Local Revenues	1,603,575	1,584,434	1,451,252	1,404,143	0	0	1,404,143
Other Revenues	1,666,024	1,817,533	1,786,430	1,846,743	0	0	1,846,743
Total Revenues	3,269,599	3,401,967	3,237,682	3,250,886	0	0	3,250,886
Dept. Net Local	-200,268	361,634	0	0	0	0	0

Airport

Full Time Equivalents

	2015 Budget	2016 Budget	2017 Budget	2018 Budget	2019 Target	OTR Req	OTR Rec	2019 Total
Account Clerk Typist	1.00	1.00	1.00	1.00	1.00	0.00	0.00	1.00
Administrative Coordinator	1.00	1.00	1.00	0.00	0.00	0.00	0.00	0.00
Airport Director	0.00	0.00	0.00	0.00	1.00	0.00	0.00	1.00
Airport Firefighter/ Operations	8.00	9.00	9.00	9.00	9.00	0.00	0.00	9.00
Airport Firefighter/ Operations	1.00	0.00	0.00	1.00	1.00	0.00	0.00	1.00
Airport Manager	1.00	1.00	1.00	1.00	0.00	0.00	0.00	0.00
Airport Operation Supervisor/ ARFF	1.00	1.00	1.00	0.00	0.00	0.00	0.00	0.00
Airport Terminal Services	1.00	1.00	1.00	1.00	1.00	0.00	0.00	1.00
Assistant Airport Manager	1.00	1.00	1.00	0.00	0.00	0.00	0.00	0.00
Deputy Director of Airport	0.00	0.00	0.00	1.00	1.00	0.00	0.00	1.00
Deputy Director of Airport	0.00	0.00	0.00	1.00	1.00	0.00	0.00	1.00
	15.00	**15.00**	**15.00**	**15.00**	**15.00**	**0.00**	**0.00**	**15.00**

Airport

5610 AIRPORT	2016 Actual	2017 Actual	2018 Modified	2019 Target	2019 Req OTR's	2019 Rec OTR's	2019 Total Rec
Expenditures							
Salary and Wages	773,685	834,952	839,678	844,683	0	0	844,683
Overtime	29,717	34,656	42,943	54,706	0	0	54,706
Premium Pay	29,659	27,804	27,152	28,082	0	0	28,082
Fringe Benefits	382,504	375,560	448,973	452,699	0	0	452,699
Automotive Equipment	104,093	43,500	46,000	48,000	0	0	48,000
Other Capital Equip	38,844	49,030	41,400	19,250	0	0	19,250
Highway Materials	19,380	28,946	43,900	44,900	0	0	44,900
Vehicle Fuel and Maint	17,493	24,404	30,000	42,000	0	0	42,000
Other Supplies	132,840	33,926	84,100	86,100	0	0	86,100
Travel Training	34,699	40,575	57,000	61,300	0	0	61,300
Professional Services	189,944	175,676	201,200	151,700	0	0	151,700
All Other Contr. Svcs	535,487	612,833	599,409	603,401	0	0	603,401
Program Expense	0	12,805	33,556	66,220	0	0	66,220
Maintenance	108,929	163,976	163,000	192,000	0	0	192,000
Utilities	225,720	188,459	227,000	217,000	0	0	217,000
Other	321,221	336,747	316,715	323,395	0	0	323,395
Other Finance	125,116	779,752	35,656	15,450	0	0	15,450
Total Expenditures	3,069,331	3,763,601	3,237,682	3,250,886	0	0	3,250,886
Revenues							
Local Revenues	1,603,575	1,584,434	1,451,252	1,404,143	0	0	1,404,143
Other Revenues	1,666,024	1,817,533	1,786,430	1,846,743	0	0	1,846,743
Total Revenues	3,269,599	3,401,967	3,237,682	3,250,886	0	0	3,250,886
Budgeting Unit Net Local	-200,268	361,634	0	0	0	0	0

Airport

Program Summary

Commercial Airline Operations

Type of Program DM

Provides scheduled air service to/from local community.

	2018	2019
Expenditures	1,925,068	1,909,932
Revenues	1,925,068	1,909,932
Net Local	0	0
FTE	10.5	10.5

General Aviation (Private and Corporate) Operations

Type of Program DM

Provides access to and from the community for private and corporate aircraft operations.

	2018	2019
Expenditures	1,279,059	1,288,402
Revenues	1,279,059	1,288,402
Net Local	0	0
FTE	4.5	4.5

Assessment Department

The mission of the Tompkins County Department of Assessment is to maintain equitable and accurate market driven property assessments on a yearly basis for real property tax administration. The Department yearly assesses properties at 100% of fair market value in order to equitably distribute the tax burden among the taxable properties within Tompkins County, to administer real property tax exemptions as provided by the New York State Real Property Tax Law and to educate the public about Real Property Assessment Administration.

Consolidated Budget

	2016 Actual	2017 Actual	2018 Modified	2019 Target	2019 Req OTR's	2019 Rec OTR's	2019 Total Rec
Expenditures							
Salary and Wages	691,173	649,103	720,737	771,211	0	0	771,211
Overtime	0	113	22,000	0	0	0	0
Premium Pay	4,550	20,955	4,950	10,625	0	0	10,625
Fringe Benefits	318,015	288,523	369,417	371,912	0	0	371,912
Automotive Equipment	27,200	0	0	0	20,000	20,000	20,000
Other Capital Equip	3,346	8,294	3,500	11,500	0	0	11,500
Vehicle Fuel and Maint	2,634	3,221	5,500	5,500	0	0	5,500
Other Supplies	11,348	8,268	13,949	15,551	0	0	15,551
Travel Training	7,252	9,493	12,000	12,000	0	0	12,000
Professional Services	0	925	0	0	0	0	0
All Other Contr. Svcs	15,882	15,838	17,722	20,462	0	0	20,462
Program Expense	2,000	2,260	2,250	2,250	0	0	2,250
Utilities	6,684	5,072	5,500	5,500	0	0	5,500
Other	13,890	10,554	18,423	18,423	0	0	18,423
Total Expenditures	1,103,974	1,022,619	1,195,948	1,244,934	20,000	20,000	1,264,934
Revenues							
Local Revenues	46,479	55,073	45,000	55,000	0	0	55,000
Other Revenues	6,831	0	0	0	5,000	5,000	5,000
Interfund Transf & Rev	28,500	29,070	29,600	30,192	0	0	30,192
Applied Rollover (Rev.)	0	0	0	0	15,000	15,000	15,000
Total Revenues	81,810	84,143	74,600	85,192	20,000	20,000	105,192
Dept. Net Local	1,022,164	938,476	1,121,348	1,159,742	0	0	1,159,742

Assessment Department

Full Time Equivalents

	2015 Budget	2016 Budget	2017 Budget	2018 Budget	2019 Target	OTR Req	OTR Rec	2019 Total
Assessment Account Specialist	1.00	1.00	1.00	0.00	0.00	0.00	0.00	0.00
Assistant Assessment Account	1.00	0.00	0.00	1.00	1.00	0.00	0.00	1.00
Assistant Director of Assessment	1.00	1.00	1.00	1.00	1.00	0.00	0.00	1.00
Assistant Real Property Appraiser	0.00	1.00	1.00	1.00	1.00	0.00	0.00	1.00
Director of Assessment	1.00	1.00	1.00	1.00	1.00	0.00	0.00	1.00
GIS Technician	1.00	1.00	1.00	1.00	1.00	0.00	0.00	1.00
Project Assistant	0.70	0.00	0.50	0.70	0.70	0.00	0.00	0.70
Real Property Appraiser	0.00	2.00	2.00	3.00	3.00	0.00	0.00	3.00
Real Property Systems Specialist	1.00	1.00	1.00	0.00	0.00	0.00	0.00	0.00
Real Property Systems Supervisor	0.00	0.00	0.00	1.00	1.00	0.00	0.00	1.00
Senior Valuation Specialist	1.00	1.00	0.50	0.50	0.50	0.00	0.00	0.50
Valuation Specialist	3.00	2.00	2.00	2.00	2.00	0.00	0.00	2.00
Valuation Support Specialist	1.00	0.00	0.00	0.00	0.00	0.00	0.00	0.00
	11.70	**11.00**	**11.00**	**12.20**	**12.20**	**0.00**	**0.00**	**12.20**

Assessment Department

1355 ASSESSMENT	2016 Actual	2017 Actual	2018 Modified	2019 Target	2019 Req OTR's	2019 Rec OTR's	2019 Total Rec
Expenditures							
Salary and Wages	691,173	649,103	720,737	771,211	0	0	771,211
Overtime	0	113	22,000	0	0	0	0
Premium Pay	4,550	20,955	4,950	10,625	0	0	10,625
Fringe Benefits	318,015	288,523	369,417	371,912	0	0	371,912
Automotive Equipment	27,200	0	0	0	20,000	20,000	20,000
Other Capital Equip	3,346	8,294	3,500	11,500	0	0	11,500
Vehicle Fuel and Maint	2,634	3,221	5,500	5,500	0	0	5,500
Other Supplies	11,348	8,268	13,949	15,551	0	0	15,551
Travel Training	7,252	9,493	12,000	12,000	0	0	12,000
Professional Services	0	925	0	0	0	0	0
All Other Contr. Svcs	15,882	15,838	17,722	20,462	0	0	20,462
Program Expense	2,000	2,260	2,250	2,250	0	0	2,250
Utilities	6,684	5,072	5,500	5,500	0	0	5,500
Other	13,890	10,554	18,423	18,423	0	0	18,423
Total Expenditures	1,103,974	1,022,619	1,195,948	1,244,934	20,000	20,000	1,264,934
Revenues							
Local Revenues	46,479	55,073	45,000	55,000	0	0	55,000
Other Revenues	6,831	0	0	0	5,000	5,000	5,000
Interfund Transf & Rev	28,500	29,070	29,600	30,192	0	0	30,192
Applied Rollover (Rev.)	0	0	0	0	15,000	15,000	15,000
Total Revenues	81,810	84,143	74,600	85,192	20,000	20,000	105,192
Budgeting Unit Net Local	1,022,164	938,476	1,121,348	1,159,742	0	0	1,159,742

OTR # 24 **Priority** 1 **OTR Name** Replace Jeep Liberty with EV

Description Our older Jeep Liberty has been in the shop on a regular basis and is rusting out pretty badly. We have always allowed other departments to use our cars for free when not in use by our office employees. This OTR is a joint OTR between County Admin and Assessment to share an Electric Vehicle to go to meetings and to do field work in the urban areas.

		Account	Requested		Recommended	
1355	52231	VEHICLES	15,000	ROLLOVER	15,000	ROLLOVER
1355	41084	USE OF ROLLOVER	-15,000	ROLLOVER	-15,000	ROLLOVER
1355	42771	INTERDEPARTMENT	-5,000	ONE-TIME	-5,000	ONE-TIME
1355	52231	VEHICLES	5,000	ONE-TIME	5,000	ONE-TIME
		Local Share	0		0	
		Assessment Department Total	0		0	

Assessment Department

Program Summary

Real Property Tax Service Agency

Type of Program MD

Provides the agency that oversees the assessment function in the county.

	2018	2019
Expenditures	297,469	297,469
Revenues	41,570	41,570
Net Local	255,899	255,899
FTE	2	2

Sales and Exemption Processing

Type of Program MD

Process all real property sales transactions and real property tax exemptions

	2018	2019
Expenditures	80,349	80,349
Revenues	0	0
Net Local	80,349	80,349
FTE	1.4	1.4

Tax Mapping

Type of Program MD

To produce a map that delineates parcels to value for the real property tax.

	2018	2019
Expenditures	118,653	118,653
Revenues	2,000	2,000
Net Local	116,653	116,653
FTE	1.25	1.25

Valuation

Type of Program DD

To equitably value all property at a uniform percentage of value on an annual basis.

	2018	2019
Expenditures	707,679	707,679
Revenues	26,500	26,500
Net Local	681,179	681,179
FTE	7.55	7.55

Assigned Counsel

Assigned Counsel receives and reviews all applications for free attorney services and determines eligibility. Financial eligibility levels include: automatic eligibility for public assistance, poverty level, and inability to afford counsel. Attorneys are provided for charges including violations, misdemeanors, felonies, and appeals in criminal court, and most matters in family court.

Consolidated Budget

	2016 Actual	2017 Actual	2018 Modified	2019			
				Target	Req OTR's	Rec OTR's	Total Rec
Expenditures							
Salary and Wages	192,857	237,743	243,975	258,229	0	0	258,229
Overtime	333	347	0	0	0	0	0
Premium Pay	1,050	1,167	1,150	3,250	0	0	3,250
Fringe Benefits	88,788	103,861	120,969	127,628	0	0	127,628
Other Capital Equip	1,477	2,077	5,670	6,770	0	0	6,770
Other Supplies	1,438	1,875	1,330	1,700	0	0	1,700
Travel Training	1,772	3,959	6,000	6,000	0	0	6,000
Professional Services	13,470	32,315	5,213	0	0	0	0
Mandate - Asgn Counsel	1,917,291	1,982,009	2,120,000	2,020,000	0	0	2,020,000
All Other Contr. Svcs	378	397	400	430	0	0	430
Program Expense	0	60	6,412	11,845	0	0	11,845
Utilities	772	619	1,252	852	0	0	852
Other	2,350	2,105	4,712	4,712	0	0	4,712
Total Expenditures	2,221,976	2,368,534	2,517,083	2,441,416	0	0	2,441,416
Revenues							
State Aid	288,411	329,736	376,449	354,236	0	0	354,236
Other Revenues	39,744	54,191	54,590	84,666	0	0	84,666
Total Revenues	328,155	383,927	431,039	438,902	0	0	438,902
Dept. Net Local	1,893,821	1,984,607	2,086,044	2,002,514	0	0	2,002,514

Assigned Counsel

Full Time Equivalents

	2015 Budget	2016 Budget	2017 Budget	2018 Budget	2019 Target	OTR Req	OTR Rec	2019 Total
Administrative Assistant Level III	0.00	0.00	0.38	0.57	0.57	0.00	0.00	0.57
Grants & Training Cor.	1.00	1.00	1.00	1.00	1.00	0.00	0.00	1.00
Program Coordinator	1.00	1.00	1.00	1.00	1.00	0.00	0.00	1.00
Secretary	1.00	1.00	1.00	1.00	1.00	0.00	0.00	1.00
Supervising Attorney	0.32	0.32	0.54	0.54	0.54	0.00	0.00	0.54
	3.32	**3.32**	**3.92**	**4.11**	**4.11**	**0.00**	**0.00**	**4.11**

Assigned Counsel

1170 PLNG. & COORD.(LEG.DEF.)

	2016 Actual	2017 Actual	2018 Modified	2019 Target	2019 Req OTR's	2019 Rec OTR's	2019 Total Rec
Expenditures							
Salary and Wages	169,552	207,247	203,435	215,647	0	0	215,647
Overtime	333	347	0	0	0	0	0
Premium Pay	1,050	1,167	1,150	3,250	0	0	3,250
Fringe Benefits	78,135	90,623	100,963	106,844	0	0	106,844
Other Capital Equip	1,477	2,077	5,670	6,770	0	0	6,770
Other Supplies	1,353	1,875	1,330	1,700	0	0	1,700
Travel Training	1,443	3,901	6,000	6,000	0	0	6,000
Professional Services	13,470	32,315	5,213	0	0	0	0
All Other Contr. Svcs	378	397	400	430	0	0	430
Utilities	772	619	1,252	852	0	0	852
Other	2,256	2,105	2,080	2,080	0	0	2,080
Total Expenditures	270,219	342,673	327,493	343,573	0	0	343,573
Revenues							
State Aid	68,705	110,372	111,449	104,236	0	0	104,236
Total Revenues	68,705	110,372	111,449	104,236	0	0	104,236
Budgeting Unit Net Local	201,514	232,301	216,044	239,337	0	0	239,337

1171 DEFENSE OF INDIG. ATTYS.

	2016 Actual	2017 Actual	2018 Modified	2019 Target	2019 Req OTR's	2019 Rec OTR's	2019 Total Rec
Expenditures							
Mandate - Asgn Counsel	1,917,291	1,982,009	2,120,000	2,020,000	0	0	2,020,000
Total Expenditures	1,917,291	1,982,009	2,120,000	2,020,000	0	0	2,020,000
Revenues							
State Aid	219,706	219,364	250,000	250,000	0	0	250,000
Total Revenues	219,706	219,364	250,000	250,000	0	0	250,000
Budgeting Unit Net Local	1,697,585	1,762,645	1,870,000	1,770,000	0	0	1,770,000

Assigned Counsel

1172 SCHUYLER CTY PLNG & COORD	2016 Actual	2017 Actual	2018 Modified	2019 Target	2019 Req OTR's	2019 Rec OTR's	2019 Total Rec
Expenditures							
Salary and Wages	23,305	30,496	40,540	42,582	0	0	42,582
Fringe Benefits	10,653	13,238	20,006	20,784	0	0	20,784
Other Supplies	85	0	0	0	0	0	0
Travel Training	329	58	0	0	0	0	0
Program Expense	0	60	6,412	11,845	0	0	11,845
Other	94	0	2,632	2,632	0	0	2,632
Total Expenditures	34,466	43,852	69,590	77,843	0	0	77,843
Revenues							
State Aid	0	0	15,000	0	0	0	0
Other Revenues	39,744	54,191	54,590	84,666	0	0	84,666
Total Revenues	39,744	54,191	69,590	84,666	0	0	84,666
Budgeting Unit Net Local	-5,278	-10,339	0	-6,823	0	0	-6,823

Assigned Counsel

Program Summary

Tompkins County Assigned Counsel Program

Type of Program MD

To assign legal counsel to clients who are deemed indigent for all criminal matters and family court matters mandated by statute.

	2018	2019
Expenditures	320,280	343,573
Revenues	104,236	104,236
Net Local	216,044	239,337
FTE	4.00	4.00

Assigned Counsel (mandated attorney fees)

Type of Program MD

To assign attorneys to clients who are indigent.

	2018	2019
Expenditures	2,120,000	2,020,000
Revenues	250,000	250,000
Net Local	1,870,000	1,770,000
FTE	0.00	0.00

Schuyler County Assigned Counsel Program

Type of Program DD

To supervise and implement assigned counsel program for Schuyler County

	2018	2019
Expenditures	69,590	84,666
Revenues	69,590	84,666
Net Local	0	0
FTE	.47	.47

Board of Elections

The Board of Elections is responsible for the administration of elections and the coordination of voter registration in Tompkins County. It supervises all federal, county, city, town, and village elections, and also provides technical assistance and support services to school and fire districts. The Board of Elections is a bipartisan office with two appointed Commissioners representing the state's major political parties. The Board of Elections is a State mandated program.

Mission Statement:
"We believe an individual's most important right of citizenship is your right to vote. The Board of Elections remains committed to protecting your right and to promote fair, open, and accessible elections."

Consolidated Budget

	2016 Actual	2017 Actual	2018 Modified	2019 Target	2019 Req OTR's	2019 Rec OTR's	2019 Total Rec
Expenditures							
Salary and Wages	428,784	391,459	448,676	424,633	0	0	424,633
Overtime	0	106	0	0	0	0	0
Premium Pay	13,944	25,869	3,000	7,791	0	0	7,791
Fringe Benefits	202,371	181,208	222,903	211,066	0	0	211,066
Other Capital Equip	2,829	15,516	2,452	4,500	19,880	19,880	24,380
Other Supplies	71,688	30,514	56,000	53,625	0	0	53,625
Travel Training	6,138	9,135	10,500	10,500	0	0	10,500
All Other Contr. Svcs	28,436	27,911	27,695	37,911	0	0	37,911
Program Expense	100,315	74,477	125,084	89,540	0	0	89,540
Utilities	1,057	1,436	2,000	2,000	0	0	2,000
Rent	629	428	650	650	0	0	650
Other	29,469	25,813	29,840	36,640	0	0	36,640
Total Expenditures	885,660	783,872	928,800	878,856	19,880	19,880	898,736
Revenues							
State Aid	3,623	11,437	20,952	20,216	0	0	20,216
Other Revenues	76,842	61,260	91,000	96,836	0	0	96,836
Applied Rollover (Rev.)	0	0	85,246	0	19,880	19,880	19,880
Total Revenues	80,465	72,697	197,198	117,052	19,880	19,880	136,932
Dept. Net Local	805,195	711,175	731,602	761,804	0	0	761,804

Board of Elections

Full Time Equivalents

	2015 Budget	2016 Budget	2017 Budget	2018 Budget	2019 Target	OTR Req	OTR Rec	2019 Total
Commissioner of Elections	2.00	2.00	2.00	2.00	2.00	0.00	0.00	2.00
Deputy Commissioner of Elections	2.00	2.00	2.00	2.00	2.00	0.00	0.00	2.00
Senior Elections Clerk	2.00	2.00	2.00	2.00	2.00	0.00	0.00	2.00
Senior Voting Technicians	1.00	2.00	1.00	2.00	1.00	0.00	0.00	1.00
Voting Machine Technicians	0.07	0.15	0.15	0.15	0.15	0.00	0.00	0.15
	7.07	**8.15**	**7.15**	**8.15**	**7.15**	**0.00**	**0.00**	**7.15**

Board of Elections

1450 BOARD OF ELECTIONS	2016 Actual	2017 Actual	2018 Modified	2019 Target	2019 Req OTR's	2019 Rec OTR's	2019 Total Rec
Expenditures							
Salary and Wages	428,784	391,459	448,676	424,633	0	0	424,633
Overtime	0	106	0	0	0	0	0
Premium Pay	13,944	25,869	3,000	7,791	0	0	7,791
Fringe Benefits	202,371	181,208	222,903	211,066	0	0	211,066
Other Capital Equip	2,310	14,692	0	3,000	19,880	19,880	22,880
Other Supplies	2,856	2,591	2,200	2,625	0	0	2,625
Travel Training	6,138	9,135	10,500	10,500	0	0	10,500
All Other Contr. Svcs	27,695	27,695	27,695	37,695	0	0	37,695
Program Expense	100,315	74,077	115,084	79,540	0	0	79,540
Rent	629	428	650	650	0	0	650
Other	870	784	1,140	1,340	0	0	1,340
Total Expenditures	785,912	728,044	831,848	778,840	19,880	19,880	798,720
Revenues							
Other Revenues	16,742	17,825	15,000	17,036	0	0	17,036
Applied Rollover (Rev.)	0	0	85,246	0	19,880	19,880	19,880
Total Revenues	16,742	17,825	100,246	17,036	19,880	19,880	36,916
Budgeting Unit Net Local	769,170	710,219	731,602	761,804	0	0	761,804

1451 ELECTIONS EXPENSE	2016 Actual	2017 Actual	2018 Modified	2019 Target	2019 Req OTR's	2019 Rec OTR's	2019 Total Rec
Expenditures							
Other Supplies	67,098	25,627	45,300	42,500	0	0	42,500
Utilities	1,057	1,436	2,000	2,000	0	0	2,000
Other	28,599	25,029	28,700	35,300	0	0	35,300
Total Expenditures	96,754	52,092	76,000	79,800	0	0	79,800
Revenues							
Other Revenues	60,100	43,435	76,000	79,800	0	0	79,800
Total Revenues	60,100	43,435	76,000	79,800	0	0	79,800
Budgeting Unit Net Local	36,654	8,657	0	0	0	0	0

Board of Elections

1452 ELECTIONS GRANT	2016 Actual	2017 Actual	2018 Modified	2019 Target	2019 Req OTR's	2019 Rec OTR's	2019 Total Rec
Expenditures							
Other Capital Equip	519	824	2,452	1,500	0	0	1,500
Other Supplies	1,734	2,296	8,500	8,500	0	0	8,500
All Other Contr. Svcs	741	216	0	216	0	0	216
Program Expense	0	400	10,000	10,000	0	0	10,000
Total Expenditures	2,994	3,736	20,952	20,216	0	0	20,216
Revenues							
State Aid	3,623	11,437	20,952	20,216	0	0	20,216
Total Revenues	3,623	11,437	20,952	20,216	0	0	20,216
Budgeting Unit Net Local	-629	-7,701	0	0	0	0	0

OTR # 62 **Priority** 1 **OTR Name** Voting Machine Replacement

Description This OTR asks to use Departmental Rollover to pay for the replacement of voting machines. Our 10 year old voting machines have obsolete parts that are becoming increasingly harder to find. We currently have half the amount needed for new equipment through grant money. This amount will cover approximately two new updated and improved machines.

		Account	Requested		Recommended	
1450	41084	USE OF ROLLOVER	-19,880	ROLLOVER	-19,880	ROLLOVER
1450	52220	DEPARTMENTAL	19,880	ROLLOVER	19,880	ROLLOVER
		Local Share	0		0	
		Board of Elections Total	0		0	

Board of Elections

Program Summary

Elections **Type of Program** MM

Conduct/Certify Elections County-Wide (Village, Town, County, State, and National).

	2018	2019
Expenditures	1,010,809	858,640
Revenues	189,820	79,800
Net Local	820,989	761,804
FTE	8	7.15

Capital Program

Tompkins County's Capital Projects Program is a five-year planning guide for major, non-recurring projects such as construction, land purchase, or infrastructure systems. Costs in the Capital Program may be paid for entirely or with a combination of cash, state or federal grants, or through the issuance of bonds. Several projects have been paid for with tobacco settlement funds that were securitized (sold on the bond market) to gain a lump sum to be applied to the capital program. Inclusion in the Capital Program does not, by itself, authorize approval of any particular project. Funds must still be appropriated in the County budget, and in almost all cases, bids must be received and any borrowing must be approved.

Consolidated Budget

	2016 Actual	2017 Actual	2018 Modified	2019 Target	2019 Req OTR's	2019 Rec OTR's	2019 Total Rec
Expenditures							
Program Expense	5,261,022	4,539,481	6,129,397	6,375,113	0	0	6,375,113
Other Finance	610,999	4,249,766	0	0	0	0	0
Total Expenditures	5,872,021	8,789,247	6,129,397	6,375,113	0	0	6,375,113
Revenues							
Total Revenues	0	0	0	0	0	0	0
Dept. Net Local	5,872,021	8,789,247	6,129,397	6,375,113	0	0	6,375,113

9576 CONTRIB. TO CONSTRUCTION

	2016 Actual	2017 Actual	2018 Modified	2019 Target	2019 Req OTR's	2019 Rec OTR's	2019 Total Rec
Expenditures							
Other Finance	610,999	4,249,766	0	0	0	0	0
Total Expenditures	610,999	4,249,766	0	0	0	0	0
Revenues							
Total Revenues	0	0	0	0	0	0	0
Budgeting Unit Net Local	610,999	4,249,766	0	0	0	0	0

9961 CONTRIB. TO DEBT SERVICE

	2016 Actual	2017 Actual	2018 Modified	2019 Target	2019 Req OTR's	2019 Rec OTR's	2019 Total Rec
Expenditures							
Program Expense	5,261,022	4,539,481	6,129,397	6,375,113	0	0	6,375,113
Total Expenditures	5,261,022	4,539,481	6,129,397	6,375,113	0	0	6,375,113
Budgeting Unit Net Local	5,261,022	4,539,481	6,129,397	6,375,113	0	0	6,375,113

Contingent Fund

An account to which funds have been appropriated for unforeseen expenses and opportunities. Money in the contingent fund must be transferred to another account from which it may then be spent.

Consolidated Budget

	2016 Actual	2017 Actual	2018 Modified	2019 Target	2019 Req OTR's	2019 Rec OTR's	2019 Total Rec
Expenditures							
Program Expense	0	0	1,171,647	900,000	0	0	900,000
Other	0	0	0	0	300,000	300,000	300,000
Total Expenditures	0	0	1,171,647	900,000	300,000	300,000	1,200,000
Dept. Net Local	0	0	1,171,647	900,000	300,000	300,000	1,200,000

Contingent Fund

1990 CONTINGENT FUND	2016 Actual	2017 Actual	2018 Modified	2019 Target	2019 Req OTR's	2019 Rec OTR's	2019 Total Rec
Expenditures							
Program Expense	0	0	1,171,647	900,000	0	0	900,000
Other	0	0	0	0	300,000	300,000	300,000
Total Expenditures	0	0	1,171,647	900,000	300,000	300,000	1,200,000
Budgeting Unit Net Local	0	0	1,171,647	900,000	300,000	300,000	1,200,000

OTR # 60 **Priority** 1 **OTR Name** Cover unanticipated cost of Board-Outs

Description

This OTR asks for a second year of $300,000 in One-time (multi-year) funding (year two of three) to be placed in the Contingent Fund to cover costs that might result from an unexpected spike in costs due to boarding out, given the 2018 end of the NYS DOC Population Variance that had allowed a higher capacity for boarding in the Tompkins County Jail.

For the 2018 Budget the Tompkins County Legislature approved Amendment No. 1, adding $300,000 in one-time funding to the Contingent Fund for this purpose for three years.

		Account	Requested		Recommended	
1990	54469	BOARDING OF PRISONERS	300,000	ONE-TIME	300,000	ONE-TIME
		Local Share	300,000		300,000	
		Contingent Fund Total	300,000		300,000	

County Administration

County Administration, under the leadership of the County Administrator, oversees and coordinates all operational aspects of county government in order to successfully carry out the policies of the County Legislature. Among the department's responsibilities are: preparing preliminary and final budget documents; handling requests for information made under the Freedom of Information Law (FOIL); administering all aspects of the County Compliance Program, ensuring adherence to federal and state regulations, and local laws; providing executive oversight of the County's Diversity and Inclusion initiatives, including policy implementation, monitoring diversity metrics, and advising on program strategy; maintaining the Administrative Manual that contains the policies and procedures that guide the operation of county government; providing information to the Legislators for use in decision-making on a wide range of issues; performing contract and risk management, and making sure the public and the media are well-informed on County issues.

Consolidated Budget

	2016 Actual	2017 Actual	2018 Modified	2019 Target	2019 Req OTR's	2019 Rec OTR's	2019 Total Rec
Expenditures							
Salary and Wages	462,709	494,404	634,805	629,158	74,980	74,980	704,138
Overtime	0	591	0	0	0	0	0
Premium Pay	1,650	16,727	1,800	3,750	500	500	4,250
Fringe Benefits	212,266	222,231	318,689	308,923	36,842	36,842	345,765
Automotive Equipment	0	0	0	0	10,000	10,000	10,000
Other Capital Equip	2,233	8,499	25,800	9,000	15,400	15,400	24,400
Other Supplies	3,575	3,233	5,173	5,105	0	0	5,105
Travel Training	1,571	1,617	9,203	9,595	1,500	1,500	11,095
Professional Services	87,250	143,361	227,680	78,518	56,400	56,400	134,918
All Other Contr. Svcs	14,569	22,404	38,202	38,189	0	0	38,189
Program Expense	1,140	3,501	7,072	10,263	0	0	10,263
Utilities	1,341	1,276	1,350	1,320	0	0	1,320
Other	21,873	25,901	11,700	4,300	10,750	10,750	15,050
Total Expenditures	810,177	943,745	1,281,474	1,098,121	206,372	206,372	1,304,493
Revenues							
Local Revenues	12,500	12,500	12,500	15,373	0	0	15,373
Other Revenues	0	2	0	0	0	0	0
Applied Rollover (Rev.)	0	0	0	0	10,000	10,000	10,000
Total Revenues	12,500	12,502	12,500	15,373	10,000	10,000	25,373
Dept. Net Local	797,677	931,243	1,268,974	1,082,748	196,372	196,372	1,279,120

County Administration

Full Time Equivalents

	2015 Budget	2016 Budget	2017 Budget	2018 Budget	2019 Target	OTR Req	OTR Rec	2019 Total
Administrative Services Coordinator	1.00	1.00	0.00	0.00	0.00	0.00	0.00	0.00
Administrative Specialist	0.00	0.00	1.00	1.00	0.00	0.00	0.00	0.00
Compliance Program Coordinator	0.00	0.00	1.00	1.00	1.00	0.00	0.00	1.00
Contracts Coordinator	1.00	1.00	1.00	1.00	1.00	0.00	0.00	1.00
County Administrator	1.00	1.00	1.00	1.00	1.00	0.00	0.00	1.00
Criminal Justice Coordinator	0.00	0.00	0.00	1.00	0.00	1.00	1.00	1.00
Deputy County Administrator	1.00	1.00	1.00	1.00	2.00	0.00	0.00	2.00
Executive Assistant to County	1.00	1.00	1.00	1.00	1.00	0.00	0.00	1.00
Pub Admin Management Fellows	0.00	0.00	0.00	2.00	0.00	0.00	0.00	0.00
Public Information Officer	1.00	1.00	1.00	1.00	1.00	0.00	0.00	1.00
Secretary to Co. Administrator	0.00	0.00	0.00	0.00	1.00	0.00	0.00	1.00
	6.00	**6.00**	**7.00**	**10.00**	**8.00**	**1.00**	**1.00**	**9.00**

County Administration

1230 COUNTY ADMINISTRATION

	2016 Actual	2017 Actual	2018 Modified	2019 Target	2019 Req OTR's	2019 Rec OTR's	2019 Total Rec
Expenditures							
Salary and Wages	342,310	375,881	443,862	505,214	0	0	505,214
Overtime	0	114	0	0	0	0	0
Premium Pay	500	15,477	550	1,000	0	0	1,000
Fringe Benefits	156,699	170,024	223,841	247,083	0	0	247,083
Automotive Equipment	0	0	0	0	10,000	10,000	10,000
Other Capital Equip	1,932	8,499	25,800	9,000	15,400	15,400	24,400
Other Supplies	2,659	3,181	3,250	4,050	0	0	4,050
Travel Training	1,571	1,617	8,353	8,745	0	0	8,745
Professional Services	55,084	112,343	159,162	40,000	56,400	56,400	96,400
All Other Contr. Svcs	6,294	14,102	15,902	15,902	0	0	15,902
Program Expense	458	832	1,522	3,840	0	0	3,840
Utilities	742	699	745	730	0	0	730
Other	21,873	25,901	11,700	4,300	10,000	10,000	14,300
Total Expenditures	590,122	728,670	894,687	839,864	91,800	91,800	931,664
Revenues							
Other Revenues	0	2	0	0	0	0	0
Applied Rollover (Rev.)	0	0	0	0	10,000	10,000	10,000
Total Revenues	0	2	0	0	10,000	10,000	10,000
Budgeting Unit Net Local	590,122	728,668	894,687	839,864	81,800	81,800	921,664

1232 CJATI ADVISORY BOARD

	2016 Actual	2017 Actual	2018 Modified	2019 Target	2019 Req OTR's	2019 Rec OTR's	2019 Total Rec
Expenditures							
Salary and Wages	4,045	0	71,801	0	74,980	74,980	74,980
Premium Pay	0	0	0	0	500	500	500
Fringe Benefits	1,849	0	35,434	0	36,842	36,842	36,842
Other Supplies	2	0	0	0	0	0	0
Travel Training	0	0	0	0	1,500	1,500	1,500
Other	0	0	0	0	750	750	750
Total Expenditures	5,896	0	107,235	0	114,572	114,572	114,572
Budgeting Unit Net Local	5,896	0	107,235	0	114,572	114,572	114,572

County Administration

1236 WDIC

	2016 Actual	2017 Actual	2018 Modified	2019 Target	2019 Req OTR's	2019 Rec OTR's	2019 Total Rec
Expenditures							
Other Capital Equip	301	0	0	0	0	0	0
Other Supplies	196	0	1,000	1,000	0	0	1,000
Travel Training	0	0	850	850	0	0	850
Professional Services	1,148	0	37,500	7,500	0	0	7,500
Program Expense	627	2,475	5,500	5,500	0	0	5,500
Total Expenditures	2,272	2,475	44,850	14,850	0	0	14,850
Revenues							
Total Revenues	0	0	0	0	0	0	0
Budgeting Unit Net Local	2,272	2,475	44,850	14,850	0	0	14,850

1988 PUBLIC INFORMATION

	2016 Actual	2017 Actual	2018 Modified	2019 Target	2019 Req OTR's	2019 Rec OTR's	2019 Total Rec
Expenditures							
Salary and Wages	58,256	59,343	59,571	61,972	0	0	61,972
Overtime	0	477	0	0	0	0	0
Premium Pay	500	550	550	1,000	0	0	1,000
Fringe Benefits	26,864	26,213	29,670	30,737	0	0	30,737
Other Supplies	718	52	923	55	0	0	55
Professional Services	31,018	31,018	31,018	31,018	0	0	31,018
All Other Contr. Svcs	2,275	2,302	16,300	16,287	0	0	16,287
Program Expense	55	30	50	923	0	0	923
Utilities	524	505	525	510	0	0	510
Total Expenditures	120,210	120,490	138,607	142,502	0	0	142,502
Revenues							
Total Revenues	0	0	0	0	0	0	0
Budgeting Unit Net Local	120,210	120,490	138,607	142,502	0	0	142,502

1989 RISK MANAGEMENT

	2016 Actual	2017 Actual	2018 Modified	2019 Target	2019 Req OTR's	2019 Rec OTR's	2019 Total Rec
Expenditures							
Salary and Wages	58,098	59,180	59,571	61,972	0	0	61,972
Premium Pay	650	700	700	1,750	0	0	1,750
Fringe Benefits	26,854	25,994	29,744	31,103	0	0	31,103
All Other Contr. Svcs	6,000	6,000	6,000	6,000	0	0	6,000
Program Expense	0	164	0	0	0	0	0
Utilities	75	72	80	80	0	0	80
Total Expenditures	91,677	92,110	96,095	100,905	0	0	100,905
Revenues							
Local Revenues	12,500	12,500	12,500	15,373	0	0	15,373
Total Revenues	12,500	12,500	12,500	15,373	0	0	15,373
Budgeting Unit Net Local	79,177	79,610	83,595	85,532	0	0	85,532

OTR # 63 **Priority** 1 **OTR Name** Consultant/Trainer for Climate Survey Action Implementation

Description

The Workplace Climate Survey required by the County's Diversity and Inclusion Policy (#01-43) was conducted in 2018, and follow-up to address issues discovered and/or highlighted by the survey will continue into 2019 and will require and benefit from working with an outside consultant. Therefore this OTR asks for One-time funding to cover the 2019 cost of retaining the consultant for that purpose.

When combined with $7,500 from the WDIC Budget, this will provide $30,000 in total for implementation of actions emerging from the Climate Survey.

		Account	Requested		Recommended	
1230	54442	PROFESSIONAL SERVICES	22,500	ONE-TIME	22,500	ONE-TIME
		Local Share	22,500		22,500	

OTR # 32 **Priority** 2 **OTR Name** Funding for Criminal Justice Coordinator position

Description

This OTR requests One-time Funding for the Criminal Justice Coordinator position (year two of three), the work of which includes coordination among various departments and agencies implementing Alternatives to Incarceration (ATIs), measurement of the performance of those ATIs, and facilitation of county-wide implementation of the County's Performance Measurement program using Result-based Accountability (RBA).

Last year (2018) the position was funded with the first year of a 3-year, multi-year, one-time OTR in order to implement a key recommendation of the CGR Jail Study. Subsequently, coordination of ATIs and the County's Performance Measurement Program were combined, and this has proved to be an effective and cost-saving approach.

		Account	Requested		Recommended	
1232	51000199	CRIMINAL JUSTICE COORD	74,980	ONE-TIME	74,980	ONE-TIME
1232	58800	FRINGES	36,842	ONE-TIME	36,842	ONE-TIME
1232	54412	TRAVEL/TRAINING	1,500	ONE-TIME	1,500	ONE-TIME
1232	54416	MEMBERSHIP DUES	500	ONE-TIME	500	ONE-TIME
1232	51600	LONGEVITY	500	ONE-TIME	500	ONE-TIME
1232	54414	LOCAL MILEAGE	250	ONE-TIME	250	ONE-TIME
		Local Share	114,572		114,572	

OTR # 33 **Priority** 3 **OTR Name** Countywide Performance Measurement Project

Description

This OTR seeks $24,300 in one-time funds for the third year of three-year, multi-year funding of the countywide Performance Measurement Project.

In the 2017 Budget the County Legislature authorized funding for the first year of a 3-year, multi-year, OTR request for a Performance Measurement project, and this funding was renewed in the 2018 Budget.

The project uses an outcome-based system called Results Based Accountability (RBA) that was piloted by the County's Youth Services Department. Ten Tompkins County departments were brought into the system in 2017, with an additional ten in 2018, and the remainder to follow in 2019. The three-year cost to fully implement the system was estimated at $156,400, though some savings emerged as program coordination was taken on by the Criminal Justice Coordinator.

This 2019 OTR request for $24,300 for the Performance Measurement initiative is comprised of $8,900 for training to be provided by the contractor, Clear Impact, LLC, and $15,400 to purchase 10 additional software licenses for the Clear Impact Scorecard.

		Account	Requested		Recommended	
1230	52230	COMPUTER SOFTWARE	15,400	ONE-TIME	15,400	ONE-TIME
1230	54442	PROFESSIONAL SERVICES	8,900	ONE-TIME	8,900	ONE-TIME
		Local Share	24,300		24,300	

OTR # 35 **Priority** 4 **OTR Name** Funding for Shared Plug-in Vehicle Purchase

Description

This OTR asks for $10,000 in Rollover funding with which to share the purchase and use of a Plug-in Vehicle (PEV) with the Assessment Department.

The County Administrator makes frequent trips to attend meetings further than walking distance from the Old Jail Office Building, and regularly borrows the Assessment Department's current vehicle to do so. The Assessment Department has agreed to have County Administration share in the cost of this vehicle's replacement and to share its use.

This purchase intends to leverage NYSERDA grant monies for PEVs obtained by and available through the Department of Planning and Sustainability to offset $5,000 of the PEV's cost.

		Account	Requested		Recommended	
1230	52231	VEHICLES	10,000	ROLLOVER	10,000	ROLLOVER
1230	41084	USE OF ROLLOVER	-10,000	ROLLOVER	-10,000	ROLLOVER
		Local Share	0		0	

OTR # 45 **Priority** 5 **OTR Name** Support for City of Ithaca's Parks Planning

Description

This one-time OTR asks for $10,000 to support the City of Ithaca's ongoing Parks Planning effort.

In the 2016 Budget, one-time funding ($30,000) was set aside by Amendment #31 to support the City of Ithaca's study of Stewart and Cass Parks. In the 2018 Budget $10,000 in one-time funding was allocated to support the City's ongoing Parks Study; however, these funds will not be expended during 2018. Instead this OTR requests a reappropriation of one-time funding to support the the City's resumption of Parks Planning in 2019.

		Account	Requested		Recommended	
1230	54445	INTERMUNICIPAL	10,000	ONE-TIME	10,000	ONE-TIME
		Local Share	10,000		10,000	

OTR # 65 **Priority** 6 **OTR Name** Engineering for Capital Planning and Space Needs

Description

This OTR asks for one-time funding to cover the cost of engineering services for Capital Planning and addressing space needs in the County's Downtown Campus.

This funding is meant to assist two projects, the updating of the County's 20-year Capital Improvement Plan and the development of space need solutions for downtown departments.

		Account	Requested		Recommended	
1230	54442	PROFESSIONAL SERVICES	25,000	ONE-TIME	25,000	ONE-TIME
		Local Share	25,000		25,000	

County Administration Total	196,372	196,372

County Administration

Program Summary

County Compliance Program (including Administrative

Type of Program DD

To ensure appropriate, consistent, and well-considered conduct across all organizational divisions and levels of County government.

To sustain a strong and consistent culture of statutory, regulatory and ethical compliance throughout County government by administering a proactive County-wide agenda, integrating best practice and legal and compliance requirements that support all areas of County operations to improve monitoring systems and internal controls, identify and mitigate risk, and demonstrate transparency.

	2018	2019
Expenditures	131,773	146,954
Revenues	0	0
Net Local	131,773	146,954
FTE	1.23	1.25

Budget Coordination

Type of Program MD

To align available financial resources with programmatic priorities established by the Legislature.

	2018	2019
Expenditures	140,786	172,148
Revenues	0	0
Net Local	140,786	172,148
FTE	1.2	1.3

Contracts Coordination

Type of Program DM

To ensure that all County contracts for goods and services are consistent with law, regulation, and policy and maintained in a manner that allows for audit and inspection.

	2018	2019
Expenditures	87,711	103,450
Revenues	12,500	15,373
Net Local	75,211	88,077
FTE	.85	1.00

Performance Measurement

Type of Program DD

To objectively understand how well the County is doing in reaching the intended outcomes of its major programs, and to use the insights gained as a way to continually improve performance.

	2018	2019
Expenditures	67,391	137,476
Revenues	0	0
Net Local	67,391	137,476
FTE	0.1	0.78

Public Information Media

Type of Program DD

To enable residents to be aware of, and engaged in, the activities of their County government by televising all meetings of the full County Legislature and providing audio and video transcripts of those meetings via the internet.

	2018	2019
Expenditures	42,453	51,977
Revenues	0	0
Net Local	42,453	51,977
FTE	0.1	0.1

Public Information Office

Type of Program DD

To enable residents to be aware of, and engaged in, the activities of their County government.

	2018	2019
Expenditures	117,796	117,165
Revenues	0	0
Net Local	117,796	117,165
FTE	1.05	1.09

Risk Management

Type of Program DM

To minimize the risk and cost of injury or accidents associated with county facilities or activities and to ensure the County maintains adequate cash reserves and insurance coverage to manage the financial consequences when accidents, injuries, or property damages do occur.

	2018	2019
Expenditures	46,336	50,344
Revenues	0	0
Net Local	46,336	50,344
FTE	0.45	0.46

Special Projects

Type of Program DD

To provide central supportï¿½including stakeholder engagement, project management, strategic planning, and implementation support for high-level, high-priority projects and strategic initiatives that cross departmental lines or that have organization wide or community wide impact.

	2018	2019
Expenditures	407,073	319,702
Revenues	0	0
Net Local	407,073	319,702
FTE	1.03	1.797

To ensure policies and programs authorized by the County Legislature are delivered efficiently and effectively by County departments and agencies, and that feedback from departments to the Legislature is clear and open, ensuring responsive policy development by the Legislature.

	2018	2019
Expenditures	156,975	205,275
Revenues	0	10,000
Net Local	156,975	195,275
FTE	1.0	1.22

County Administration - STOP DWI

The Tompkins County STOP-DWI Program supports local efforts to reduce alcohol and other drug-related crashes within Tompkins County and is financially self-sustaining alcohol and highway safety program.

Consolidated Budget

	2016 Actual	2017 Actual	2018 Modified	2019 Target	2019 Req OTR's	2019 Rec OTR's	2019 Total Rec
Expenditures							
Salary and Wages	106,975	109,131	109,412	57,686	56,105	56,105	113,791
Overtime	0	358	0	0	0	0	0
Premium Pay	600	600	650	1,500	0	0	1,500
Fringe Benefits	49,174	48,804	54,316	28,889	27,385	27,385	56,274
Other Capital Equip	4,441	7,243	37,000	1,000	0	0	1,000
Other Supplies	12,967	17,926	49,000	18,038	0	0	18,038
Travel Training	959	592	1,500	0	0	0	0
Professional Services	34,041	41,299	66,000	15,000	0	0	15,000
Program Expense	16,516	10,618	6,302	0	0	0	0
Utilities	0	0	100	100	0	0	100
Other	844	742	950	800	0	0	800
Total Expenditures	226,517	237,313	325,230	123,013	83,490	83,490	206,503
Revenues							
State Aid	11,586	5,302	27,802	6,465	0	0	6,465
Local Revenues	0	0	42,128	0	0	0	0
Other Revenues	214,294	133,018	255,300	116,548	0	0	116,548
Total Revenues	225,880	138,320	325,230	123,013	0	0	123,013
Dept. Net Local	637	98,993	0	0	83,490	83,490	83,490

County Administration - STOP DWI

Full Time Equivalents

	2015 Budget	2016 Budget	2017 Budget	2018 Budget	2019 Target	OTR Req	OTR Rec	2019 Total
Criminal Investigator	0.30	0.20	0.20	0.20	0.20	0.00	0.00	0.20
Sec/Paralegal Aide to DA	0.80	0.80	0.80	0.80	0.80	0.00	0.00	0.80
Victim Advocate/Recovery Specialist	1.00	1.00	1.00	1.00	1.00	0.00	0.00	1.00
	2.10	**2.00**	**2.00**	**2.00**	**2.00**	**0.00**	**0.00**	**2.00**

County Administration - STOP DWI

4250 STOP DWI	2016 Actual	2017 Actual	2018 Modified	2019 Target	2019 Req OTR's	2019 Rec OTR's	2019 Total Rec
Expenditures							
Salary and Wages	106,975	109,131	109,412	57,686	56,105	56,105	113,791
Overtime	0	358	0	0	0	0	0
Premium Pay	600	600	650	1,500	0	0	1,500
Fringe Benefits	49,174	48,804	54,316	28,889	27,385	27,385	56,274
Other Capital Equip	4,441	7,243	37,000	1,000	0	0	1,000
Other Supplies	12,967	17,926	49,000	18,038	0	0	18,038
Travel Training	959	592	1,500	0	0	0	0
Professional Services	34,041	41,299	66,000	15,000	0	0	15,000
Program Expense	16,516	10,618	6,302	0	0	0	0
Utilities	0	0	100	100	0	0	100
Other	844	742	950	800	0	0	800
Total Expenditures	226,517	237,313	325,230	123,013	83,490	83,490	206,503
Revenues							
State Aid	11,586	5,302	27,802	6,465	0	0	6,465
Local Revenues	0	0	42,128	0	0	0	0
Other Revenues	214,294	133,018	255,300	116,548	0	0	116,548
Total Revenues	225,880	138,320	325,230	123,013	0	0	123,013
Budgeting Unit Net Local	637	98,993	0	0	83,490	83,490	83,490

OTR # 61 **Priority** 1 **OTR Name** Annual Support of STOP DWI Activities in DA Office

Description

This one-time OTR asks for funding to replace the annual contribution from the STOP DWI Budget to the Office of the District Attorney for STOP DWI activities carried out by that office.

A growing shorftall in DWI fine collection, STOP DWI's primary source of revenue, has reduced STOP DWI's capacity to fund normal operations, including these contributions to personnel lines in the DA's Office budget positions that carry out activities related to STOP DWI activities--maintaining records on DWI cases, fine collection, etc. These contributions are based on funding 80% of a Secretary Paralegal Aid position and 20% of a Confidential Investigator position.

This one-time funding is intended to bridge a funding gap for 2019. A work group, in partnership with the STOP DWI Board, will be put together to review and analyze the STOP DWI Program, including, but not limited to, the variables impacting DWI fine collection.

		Account	Requested		Recommended	
4250	51000203	CONFIDENTIAL	14,445	ONE-TIME	14,445	ONE-TIME
4250	51000356	SEC/PARA AID TO DA	41,660	ONE-TIME	41,660	ONE-TIME
4250	58800	FRINGES	27,385	ONE-TIME	27,385	ONE-TIME
		Local Share	83,490		83,490	
County Administration - STOP DWI Total			83,490		83,490	

County Administration - STOP DWI

Program Summary

Tompkins County STOP-DWI Program **Type of Program** MM

STOP-DWI stands for "Special Traffic Options Program for Driving While Intoxicated," and the program purpose includes:
-Reduce the number of persons killed or injured in alcohol and other drug-related traffic crashes
-To promote DWI prevention as a public priority
-Coordinate local efforts in Law Enforcement, Prosecution, Probation, Rehabilitation, Public Information and Education

The program functions as a financially self-sustaining alcohol and highway safety program. STOP-DWI efforts are funded entirely from fines paid by convicted drunk drivers, no tax dollars are used.

	2018	2019
Expenditures	319,928	206,503
Revenues	319,928	123,013
Net Local	0	83,490
FTE	1	1

County Attorney

The County Attorney's Office is the sole legal advisor for Tompkins County and provides legal opinions and guidance to the County Legislature, County departments and staff. It represents the County as a government entity in civil litigation, bankruptcy, foreclosure, solid waste and health department matters, capital projects and County property transactions, and acts as Presentment Agency in juvenile cases in Family Court.

Consolidated Budget

	2016 Actual	2017 Actual	2018 Modified	2019 Target	2019 Req OTR's	2019 Rec OTR's	2019 Total Rec
Expenditures							
Salary and Wages	288,188	307,877	271,765	282,744	0	0	282,744
Overtime	0	54	0	0	0	0	0
Premium Pay	1,200	2,000	2,000	4,125	0	0	4,125
Fringe Benefits	132,280	134,640	135,103	140,021	0	0	140,021
Other Capital Equip	1,746	3,201	1,500	2,000	0	0	2,000
Other Supplies	11,430	21,136	12,983	13,598	3,000	3,000	16,598
Travel Training	480	730	1,500	1,500	0	0	1,500
Professional Services	2,341	234	30,350	30,350	0	0	30,350
All Other Contr. Svcs	860	853	1,100	1,100	0	0	1,100
Program Expense	0	0	510	510	0	0	510
Utilities	522	506	600	600	0	0	600
Other	695	567	750	750	0	0	750
Total Expenditures	439,742	471,798	458,161	477,298	3,000	3,000	480,298
Revenues							
Local Revenues	15,500	15,500	15,500	16,075	0	0	16,075
Interfund Transf & Rev	25,500	26,010	27,000	27,540	0	0	27,540
Total Revenues	41,000	41,510	42,500	43,615	0	0	43,615
Dept. Net Local	398,742	430,288	415,661	433,683	3,000	3,000	436,683

County Attorney

Full Time Equivalents

	2015 Budget	2016 Budget	2017 Budget	2018 Budget	2019 Target	OTR Req	OTR Rec	2019 Total
County Attorney	1.00	1.00	1.00	1.00	1.00	0.00	0.00	1.00
Deputy County Attorney	0.50	0.50	0.50	0.50	0.50	0.00	0.00	0.50
Paralegal	1.00	1.00	1.00	0.50	0.50	0.00	0.00	0.50
Secretary/Paralegal Aid	1.00	1.00	1.00	1.00	1.00	0.00	0.00	1.00
	3.50	**3.50**	**3.50**	**3.00**	**3.00**	**0.00**	**0.00**	**3.00**

County Attorney

1420 COUNTY ATTORNEY	2016 Actual	2017 Actual	2018 Modified	2019 Target	2019 Req OTR's	2019 Rec OTR's	2019 Total Rec
Expenditures							
Salary and Wages	288,188	307,877	271,765	282,744	0	0	282,744
Overtime	0	54	0	0	0	0	0
Premium Pay	1,200	2,000	2,000	4,125	0	0	4,125
Fringe Benefits	132,280	134,640	135,103	140,021	0	0	140,021
Other Capital Equip	1,746	3,201	1,500	2,000	0	0	2,000
Other Supplies	11,430	21,136	12,983	13,598	3,000	3,000	16,598
Travel Training	480	730	1,500	1,500	0	0	1,500
Professional Services	2,341	234	30,350	30,350	0	0	30,350
All Other Contr. Svcs	860	853	1,100	1,100	0	0	1,100
Program Expense	0	0	510	510	0	0	510
Utilities	522	506	600	600	0	0	600
Other	695	567	750	750	0	0	750
Total Expenditures	439,742	471,798	458,161	477,298	3,000	3,000	480,298
Revenues							
Local Revenues	15,500	15,500	15,500	16,075	0	0	16,075
Interfund Transf & Rev	25,500	26,010	27,000	27,540	0	0	27,540
Total Revenues	41,000	41,510	42,500	43,615	0	0	43,615
Budgeting Unit Net Local	398,742	430,288	415,661	433,683	3,000	3,000	436,683

OTR # 56 **Priority** 1 **OTR Name** Increased funding for legal reference materials

Description Additional money to cover the increase in cost of essential legal reference materials.

Account			Requested		Recommended	
1420	54332	BOOKS	3,000	TARGET	3,000	TARGET
		Local Share	3,000		3,000	
		County Attorney Total	3,000		3,000	

County Attorney

Program Summary

County Attorney's Office

Type of Program DM

Legal Advisor of the County government and departments. Diminish County liability. The County Attorney's Office also performs important functions such as collections, annual tax foreclosure, handles personnel issues, grievances and lawsuits.

	2018	2019
Expenditures	335,570	337,197
Revenues	42,500	43,615
Net Local	293,070	293,582
FTE	2.34	2.34

Family Court Work by County Attorney's Office

Type of Program MM

Presentation of Juvenile delinquency and Persons in Need of Supervision cases in Family Court , Adult Support viol, violations of probation. Purpose is to increase public safety, juvenile accountability and family access to services, victim representation, financial support for dependents.

	2018	2019
Expenditures	122,596	129,105
Revenues	0	0
Net Local	122,596	129,105
FTE	.66	.66

County Clerk

The County Clerk's Office serves as the repository for all land records (deeds, mortgages, etc.). The County Clerk is the Clerk of the Supreme and County Courts and is responsible for all civil and criminal filings. Other functions that are provided include: notary public, corporate filings, passports, naturalization ceremonies, collector of mortgage and transfer taxes, federal and state tax filings. A County Clerk

Consolidated Budget

	2016 Actual	2017 Actual	2018 Modified	2019 Target	2019 Req OTR's	2019 Rec OTR's	2019 Total Rec
Expenditures							
Salary and Wages	875,231	879,867	919,049	934,866	0	0	934,866
Overtime	8,452	3,517	0	28,644	0	0	28,644
Premium Pay	33,602	31,415	6,900	14,000	0	0	14,000
Fringe Benefits	415,810	392,852	456,956	477,123	0	0	477,123
Automotive Equipment	0	0	0	9,595	30,000	30,000	39,595
Other Capital Equip	14,550	223,385	31,000	26,000	0	0	26,000
Vehicle Fuel and Maint	1,487	1,284	1,900	1,900	0	0	1,900
Other Supplies	9,365	8,342	13,575	13,575	0	0	13,575
Travel Training	4,663	5,473	4,500	4,500	0	0	4,500
Professional Services	65,625	52,517	80,200	45,200	0	0	45,200
All Other Contr. Svcs	67,908	69,886	103,550	103,550	0	0	103,550
Maintenance	0	1,099	992	992	0	0	992
Utilities	3,015	2,801	3,100	3,100	0	0	3,100
Rent	8,640	8,640	9,000	9,000	0	0	9,000
Other	12,951	13,549	13,080	14,580	0	0	14,580
Total Expenditures	1,521,299	1,694,627	1,643,802	1,686,625	30,000	30,000	1,716,625
Revenues							
State Aid	74,956	18,436	0	0	0	0	0
Local Revenues	983,905	1,019,324	1,072,882	1,077,897	0	0	1,077,897
Other Revenues	77,076	81,790	98,773	116,348	5,000	5,000	121,348
Total Revenues	1,135,937	1,119,550	1,171,655	1,194,245	5,000	5,000	1,199,245
Dept. Net Local	385,362	575,077	472,147	492,380	25,000	25,000	517,380

County Clerk

Full Time Equivalents

	2015 Budget	2016 Budget	2017 Budget	2018 Budget	2019 Target	OTR Req	OTR Rec	2019 Total
Admin Asst - Level 1	1.00	0.00	0.00	0.00	0.00	0.00	0.00	0.00
Administrative Recording Clerk	0.00	0.00	1.00	1.00	1.00	0.00	0.00	1.00
County Clerk	1.00	1.00	1.00	1.00	1.00	0.00	0.00	1.00
Deputy County Clerk	2.00	2.00	2.00	2.00	2.00	0.00	0.00	2.00
Information Aide	0.00	0.00	0.00	0.00	1.00	0.00	0.00	1.00
Mail & Records Clerk	1.00	1.00	1.00	1.00	1.00	0.00	0.00	1.00
Motor Vehicle Examiner	5.00	5.25	5.25	5.25	6.00	0.00	0.00	6.00
Principal Recording Clerk	3.00	3.00	2.00	3.00	2.00	0.00	0.00	2.00
Recording Clerk	2.00	2.75	2.75	2.00	1.00	0.00	0.00	1.00
Senior Motor Vehicle Examiner	4.00	3.00	3.00	2.75	2.75	0.00	0.00	2.75
Senior Recording Clerk	0.00	1.00	1.00	1.00	2.00	0.00	0.00	2.00
	19.00	**19.00**	**19.00**	**19.00**	**19.75**	**0.00**	**0.00**	**19.75**

County Clerk

1346 CENTRAL SERVICES

	2016 Actual	2017 Actual	2018 Modified	2019 Target	2019 Req OTR's	2019 Rec OTR's	2019 Total Rec
Expenditures							
Salary and Wages	39,881	33,437	40,623	42,263	0	0	42,263
Overtime	0	44	0	0	0	0	0
Premium Pay	500	7,737	550	1,000	0	0	1,000
Fringe Benefits	18,458	17,893	20,319	21,117	0	0	21,117
Automotive Equipment	0	0	0	9,595	30,000	30,000	39,595
Vehicle Fuel and Maint	1,487	1,284	1,900	1,900	0	0	1,900
Utilities	121	114	100	100	0	0	100
Other	14	0	0	0	0	0	0
Total Expenditures	60,461	60,509	63,492	75,975	30,000	30,000	105,975
Revenues							
Other Revenues	0	0	0	17,575	5,000	5,000	22,575
Total Revenues	0	0	0	17,575	5,000	5,000	22,575
Budgeting Unit Net Local	60,461	60,509	63,492	58,400	25,000	25,000	83,400

1410 COUNTY CLERK

	2016 Actual	2017 Actual	2018 Modified	2019 Target	2019 Req OTR's	2019 Rec OTR's	2019 Total Rec
Expenditures							
Salary and Wages	445,339	462,704	461,928	439,853	0	0	439,853
Overtime	7,691	2,055	0	28,644	0	0	28,644
Premium Pay	2,891	9,814	2,550	5,750	0	0	5,750
Fringe Benefits	204,921	201,184	229,220	231,480	0	0	231,480
Other Capital Equip	7,785	220,897	27,500	22,500	0	0	22,500
Other Supplies	6,546	5,744	10,700	10,700	0	0	10,700
Travel Training	4,663	5,473	4,500	4,500	0	0	4,500
Professional Services	65,442	52,353	80,000	45,000	0	0	45,000
All Other Contr. Svcs	66,825	69,043	102,400	102,400	0	0	102,400
Maintenance	0	785	992	992	0	0	992
Utilities	671	650	500	500	0	0	500
Other	8,915	9,402	8,580	10,080	0	0	10,080
Total Expenditures	821,689	1,040,104	928,870	902,399	0	0	902,399
Revenues							
State Aid	74,956	18,436	0	0	0	0	0
Local Revenues	271,558	279,484	277,478	285,942	0	0	285,942
Other Revenues	67,310	72,266	87,773	87,773	0	0	87,773
Total Revenues	413,824	370,186	365,251	373,715	0	0	373,715
Budgeting Unit Net Local	407,865	669,918	563,619	528,684	0	0	528,684

County Clerk

1411 MOTOR VEHICLES

	2016 Actual	2017 Actual	2018 Modified	2019 Target	2019 Req OTR's	2019 Rec OTR's	2019 Total Rec
Expenditures							
Salary and Wages	390,011	383,726	416,498	452,750	0	0	452,750
Overtime	761	1,418	0	0	0	0	0
Premium Pay	30,211	13,864	3,800	7,250	0	0	7,250
Fringe Benefits	192,431	173,775	207,417	224,526	0	0	224,526
Other Capital Equip	6,765	2,488	3,500	3,500	0	0	3,500
Other Supplies	2,819	2,598	2,875	2,875	0	0	2,875
Professional Services	183	164	200	200	0	0	200
All Other Contr. Svcs	1,083	843	1,150	1,150	0	0	1,150
Maintenance	0	314	0	0	0	0	0
Utilities	2,223	2,037	2,500	2,500	0	0	2,500
Other	4,022	4,147	4,500	4,500	0	0	4,500
Total Expenditures	630,509	585,374	642,440	699,251	0	0	699,251
Revenues							
Local Revenues	712,347	739,840	795,404	791,955	0	0	791,955
Total Revenues	712,347	739,840	795,404	791,955	0	0	791,955
Budgeting Unit Net Local	-81,838	-154,466	-152,964	-92,704	0	0	-92,704

1460 RECORDS MANAGEMENT

	2016 Actual	2017 Actual	2018 Modified	2019 Target	2019 Req OTR's	2019 Rec OTR's	2019 Total Rec
Expenditures							
Rent	8,640	8,640	9,000	9,000	0	0	9,000
Total Expenditures	8,640	8,640	9,000	9,000	0	0	9,000
Revenues							
Other Revenues	9,766	9,524	11,000	11,000	0	0	11,000
Total Revenues	9,766	9,524	11,000	11,000	0	0	11,000
Budgeting Unit Net Local	-1,126	-884	-2,000	-2,000	0	0	-2,000

OTR # 21 **Priority** 1 **OTR Name** Purchase New Mail Vehicle (PEV)

Description Replace our current 2015 Jeep Patriot Mail Vehicle. The vehicle gets on average 17 mpg. We would like to replace the Jeep with a PEV or PEV/Hybrid SUV. We would like to use the NYSERDA grant available through Planning to offset the price of the vehicle.

		Account	Requested		Recommended	
1346	52231	VEHICLES	30,000	ONE-TIME	30,000	ONE-TIME
1346	42771	INTERDEPARTMENT	-5,000	ONE-TIME	-5,000	ONE-TIME
		Local Share	25,000		25,000	
		County Clerk Total	25,000		25,000	

County Clerk

Program Summary

Central Services

Type of Program DD

To provide mail and records delivery for all county departments.

	2018	2019
Expenditures	63,492	63,492
Revenues	0	0
Net Local	63,492	63,492
FTE	1	1

County Clerk

Type of Program MD

To ensure the orderly and sustainable conduct of justice, government, and commerce by maintaining a system of records that document all land transactions and court filings.

	2018	2019
Expenditures	888,870	888,870
Revenues	358,478	358,478
Net Local	530,392	530,392
FTE	9	9

Department of Motor Vehicles

Type of Program DM

To provide local residents and businesses access to a convenient, efficient source for securing motor vehicle licenses.

	2018	2019
Expenditures	642,440	642,440
Revenues	795,404	795,404
Net Local	-152,964	-152,964
FTE	9.5	9.5

Records Management

Type of Program MD

	2018	2019
Expenditures	9,000	9,000
Revenues	11,000	11,000
Net Local	-2,000	-2,000
FTE	0	0

County Historian

The county historian is an appointed officer of the County charged with the collection, preservation, and use of county records, and with education and promotion of county history. The historian also coordinates the activities and lends aid to the appointed municipal historians in the county and currently serves on the State Commissioner of Education's Local History Advisory Council.

Consolidated Budget

	2016 Actual	2017 Actual	2018 Modified	2019 Target	2019 Req OTR's	2019 Rec OTR's	2019 Total Rec
Expenditures							
Program Expense	25,120	23,427	7,500	7,750	0	0	7,750
Total Expenditures	25,120	23,427	7,500	7,750	0	0	7,750
Revenues							
Other Revenues	7,500	7,500	7,500	7,750	0	0	7,750
Total Revenues	7,500	7,500	7,500	7,750	0	0	7,750
Dept. Net Local	17,620	15,927	0	0	0	0	0

County Historian

7520 COUNTY HISTORIAN	2016 Actual	2017 Actual	2018 Modified	2019 Target	2019 Req OTR's	2019 Rec OTR's	2019 Total Rec
Expenditures							
Program Expense	25,120	23,427	7,500	7,750	0	0	7,750
Total Expenditures	25,120	23,427	7,500	7,750	0	0	7,750
Revenues							
Other Revenues	7,500	7,500	7,500	7,750	0	0	7,750
Total Revenues	7,500	7,500	7,500	7,750	0	0	7,750
Budgeting Unit Net Local	17,620	15,927	0	0	0	0	0

County Office for the Aging

The mission of the Tompkins County Office for the Aging (COFA) is to assist the older adult population of Tompkins County to remain independent in their homes as long as possible and appropriate, and with a decent quality of life. COFA seeks to make life better for older adults, and with the help of its advisory committee, to keep them informed about events and issues that affect their lives. Through close cooperation with other community organizations, COFA strives for a network of services that promotes independent living for older adults. Services are offered directly through the Office for the Aging and through subcontracts with community agencies. The needs of minorities, low income persons, frail elderly, and those who living alone are of special concern. COFA receives funding from the Federal government through the Older American

Consolidated Budget

	2016 Actual	2017 Actual	2018 Modified	2019 Target	2019 Req OTR's	2019 Rec OTR's	2019 Total Rec
Expenditures							
Salary and Wages	564,688	593,292	623,502	636,341	0	0	636,341
Premium Pay	7,673	13,334	2,738	6,159	0	0	6,159
Fringe Benefits	257,555	257,403	301,536	313,606	0	0	313,606
Other Capital Equip	18,826	1,600	1,648	12,498	0	0	12,498
Vehicle Fuel and Maint	0	265	1,150	1,150	0	0	1,150
Other Supplies	6,407	6,038	10,599	15,950	0	0	15,950
Travel Training	3,969	1,872	6,726	3,080	0	0	3,080
All Other Contr. Svcs	1,376,977	1,356,659	1,477,584	1,482,646	0	0	1,482,646
Program Expense	40,334	30,191	70,578	60,295	11,662	11,662	71,957
Utilities	2,853	2,821	2,910	3,390	0	0	3,390
Other	11,860	9,623	12,262	10,674	0	0	10,674
Total Expenditures	2,291,142	2,273,098	2,511,233	2,545,789	11,662	11,662	2,557,451
Revenues							
Federal Aid	695,053	624,740	565,127	535,926	0	0	535,926
State Aid	694,847	796,972	862,407	883,414	0	0	883,414
Local Revenues	33,105	41,289	26,500	33,300	0	0	33,300
Other Revenues	18,076	38,249	27,450	74,207	0	0	74,207
Applied Rollover (Rev.)	0	0	0	0	11,662	11,662	11,662
Total Revenues	1,441,081	1,501,250	1,481,484	1,526,847	11,662	11,662	1,538,509
Dept. Net Local	850,061	771,848	1,029,749	1,018,942	0	0	1,018,942

County Office for the Aging

Full Time Equivalents

	2015 Budget	2016 Budget	2017 Budget	2018 Budget	2019 Target	OTR Req	OTR Rec	2019 Total
Account Clerk/Typist	0.60	0.71	0.67	0.60	0.60	0.00	0.00	0.60
Administrative Assistant 4	1.00	1.00	1.00	0.00	0.00	0.00	0.00	0.00
Aging Services Planner	1.00	1.00	0.00	0.00	0.00	0.00	0.00	0.00
Aging Services Specialist	2.80	2.80	2.80	4.00	4.00	0.00	0.00	4.00
Dietitian	0.23	0.23	0.23	0.23	0.23	0.00	0.00	0.23
Director	1.00	1.00	1.00	1.00	1.00	0.00	0.00	1.00
Fiscal Coordinator	0.00	0.00	0.00	1.00	1.00	0.00	0.00	1.00
Information Aide	0.00	0.00	0.00	1.00	1.00	0.00	0.00	1.00
Long Term Care Specialist	0.00	1.00	1.00	0.00	0.00	0.00	0.00	0.00
N Y Connects Coordinator	0.00	1.00	1.00	1.00	1.00	0.00	0.00	1.00
Ombudsman Program & Outreach	0.00	0.50	1.00	0.00	0.00	0.00	0.00	0.00
Outreach Worker	2.60	2.10	2.85	2.85	2.99	0.00	0.00	2.99
Senior Account Clerk/Typist	1.10	0.70	0.71	1.00	1.00	0.00	0.00	1.00
	10.33	**12.04**	**12.26**	**12.68**	**12.82**	**0.00**	**0.00**	**12.82**

County Office for the Aging

6771 LTC OMBUDSMAN

	2016 Actual	2017 Actual	2018 Modified	2019 Target	2019 Req OTR's	2019 Rec OTR's	2019 Total Rec
Expenditures							
Salary and Wages	80,571	83,049	93,753	106,163	0	0	106,163
Premium Pay	0	3,502	550	500	0	0	500
Fringe Benefits	36,829	37,572	46,539	52,062	0	0	52,062
Other Capital Equip	0	1,216	0	0	0	0	0
Vehicle Fuel and Maint	0	0	150	150	0	0	150
Other Supplies	1,208	466	650	650	0	0	650
Travel Training	963	172	700	580	0	0	580
Program Expense	2,573	932	2,000	1,000	0	0	1,000
Utilities	120	120	120	240	0	0	240
Other	3,427	1,211	1,550	1,200	0	0	1,200
Total Expenditures	125,691	128,240	146,012	162,545	0	0	162,545
Revenues							
Federal Aid	84,697	112,757	113,000	113,000	0	0	113,000
Total Revenues	84,697	112,757	113,000	113,000	0	0	113,000
Budgeting Unit Net Local	40,994	15,483	33,012	49,545	0	0	49,545

6772 TITLE III-B

	2016 Actual	2017 Actual	2018 Modified	2019 Target	2019 Req OTR's	2019 Rec OTR's	2019 Total Rec
Expenditures							
Salary and Wages	132,532	164,406	171,729	187,392	0	0	187,392
Premium Pay	4,168	2,994	1,350	3,250	0	0	3,250
Fringe Benefits	62,486	72,668	85,414	93,053	0	0	93,053
Other Capital Equip	7,950	0	0	0	0	0	0
Vehicle Fuel and Maint	0	265	650	650	0	0	650
Other Supplies	1,006	1,535	3,840	2,975	0	0	2,975
Travel Training	2,097	1,268	1,750	2,250	0	0	2,250
All Other Contr. Svcs	17,084	17,364	17,262	17,262	0	0	17,262
Program Expense	4,055	2,330	0	22,848	0	0	22,848
Utilities	2,007	1,949	2,040	2,400	0	0	2,400
Other	5,636	5,485	7,533	8,362	0	0	8,362
Total Expenditures	239,021	270,264	291,568	340,442	0	0	340,442
Revenues							
Federal Aid	75,364	72,555	73,866	72,418	0	0	72,418
Other Revenues	1,690	3,325	100	100	0	0	100
Total Revenues	77,054	75,880	73,966	72,518	0	0	72,518
Budgeting Unit Net Local	161,967	194,384	217,602	267,924	0	0	267,924

County Office for the Aging

6773 AGING BY DESIGN

	2016 Actual	2017 Actual	2018 Modified	2019 Target	2019 Req OTR's	2019 Rec OTR's	2019 Total Rec
Expenditures							
Salary and Wages	0	2,636	4,260	12,521	0	0	12,521
Fringe Benefits	0	2,067	2,102	6,111	0	0	6,111
Other Supplies	0	0	0	7,615	0	0	7,615
Travel Training	0	150	0	0	0	0	0
All Other Contr. Svcs	0	4,500	5,000	0	0	0	0
Program Expense	0	589	1,570	1,150	0	0	1,150
Other	0	0	0	100	0	0	100
Total Expenditures	0	9,942	12,932	27,497	0	0	27,497
Revenues							
Other Revenues	0	0	0	27,497	0	0	27,497
Total Revenues	0	0	0	27,497	0	0	27,497
Budgeting Unit Net Local	0	9,942	12,932	0	0	0	0

6774 SNAP

	2016 Actual	2017 Actual	2018 Modified	2019 Target	2019 Req OTR's	2019 Rec OTR's	2019 Total Rec
Expenditures							
Salary and Wages	8,698	9,968	10,415	10,901	0	0	10,901
Premium Pay	20	0	138	289	0	0	289
Fringe Benefits	3,985	4,327	5,208	5,462	0	0	5,462
All Other Contr. Svcs	232,261	240,151	231,082	231,082	0	0	231,082
Total Expenditures	244,964	254,446	246,843	247,734	0	0	247,734
Revenues							
State Aid	200,776	195,947	204,941	204,941	0	0	204,941
Total Revenues	200,776	195,947	204,941	204,941	0	0	204,941
Budgeting Unit Net Local	44,188	58,499	41,902	42,793	0	0	42,793

County Office for the Aging

6775 TITLE V

	2016 Actual	2017 Actual	2018 Modified	2019 Target	2019 Req OTR's	2019 Rec OTR's	2019 Total Rec
Expenditures							
Salary and Wages	11,825	22,718	21,947	0	0	0	0
Fringe Benefits	1,332	3,005	3,317	0	0	0	0
All Other Contr. Svcs	-29	0	0	0	0	0	0
Total Expenditures	13,128	25,723	25,264	0	0	0	0
Revenues							
Federal Aid	14,894	26,034	25,264	0	0	0	0
Total Revenues	14,894	26,034	25,264	0	0	0	0
Budgeting Unit Net Local	-1,766	-311	0	0	0	0	0

6776 NUTRITION FOR THE ELDERLY

	2016 Actual	2017 Actual	2018 Modified	2019 Target	2019 Req OTR's	2019 Rec OTR's	2019 Total Rec
Expenditures							
All Other Contr. Svcs	410,355	429,519	439,888	439,888	0	0	439,888
Total Expenditures	410,355	429,519	439,888	439,888	0	0	439,888
Revenues							
Federal Aid	136,474	135,979	136,474	135,989	0	0	135,989
Total Revenues	136,474	135,979	136,474	135,989	0	0	135,989
Budgeting Unit Net Local	273,881	293,540	303,414	303,899	0	0	303,899

County Office for the Aging

6777 CSEP

	2016 Actual	2017 Actual	2018 Modified	2019 Target	2019 Req OTR's	2019 Rec OTR's	2019 Total Rec
Expenditures							
Salary and Wages	69,496	66,472	62,055	61,858	0	0	61,858
Premium Pay	914	1,387	0	875	0	0	875
Fringe Benefits	32,185	29,457	30,624	30,620	0	0	30,620
Other Capital Equip	0	0	910	0	0	0	0
Other Supplies	55	55	55	0	0	0	0
Travel Training	350	0	500	0	0	0	0
All Other Contr. Svcs	96,493	101,542	109,585	109,585	0	0	109,585
Program Expense	0	980	1,404	0	0	0	0
Other	135	220	532	0	0	0	0
Total Expenditures	199,628	200,113	205,665	202,938	0	0	202,938
Revenues							
State Aid	140,532	156,142	145,392	152,439	0	0	152,439
Other Revenues	0	0	50	50	0	0	50
Total Revenues	140,532	156,142	145,442	152,489	0	0	152,489
Budgeting Unit Net Local	59,096	43,971	60,223	50,449	0	0	50,449

6778 HEAP

	2016 Actual	2017 Actual	2018 Modified	2019 Target	2019 Req OTR's	2019 Rec OTR's	2019 Total Rec
Expenditures							
Salary and Wages	33,890	33,275	33,833	34,373	0	0	34,373
Premium Pay	0	0	0	245	0	0	245
Fringe Benefits	15,491	14,445	16,697	16,897	0	0	16,897
Other	235	200	235	0	0	0	0
Total Expenditures	49,616	47,920	50,765	51,515	0	0	51,515
Revenues							
Federal Aid	11,281	44,402	33,644	33,644	0	0	33,644
Total Revenues	11,281	44,402	33,644	33,644	0	0	33,644
Budgeting Unit Net Local	38,335	3,518	17,121	17,871	0	0	17,871

County Office for the Aging

6779 CARE COMPASS

	2016 Actual	2017 Actual	2018 Modified	2019 Target	2019 Req OTR's	2019 Rec OTR's	2019 Total Rec
Expenditures							
Other Capital Equip	0	0	0	11,760	0	0	11,760
Program Expense	0	0	26,403	0	0	0	0
Total Expenditures	0	0	26,403	11,760	0	0	11,760
Revenues							
Other Revenues	0	0	0	11,760	0	0	11,760
Total Revenues	0	0	0	11,760	0	0	11,760
Budgeting Unit Net Local	0	0	26,403	0	0	0	0

6780 EISEP

	2016 Actual	2017 Actual	2018 Modified	2019 Target	2019 Req OTR's	2019 Rec OTR's	2019 Total Rec
Expenditures							
Salary and Wages	24,273	21,503	23,787	13,440	0	0	13,440
Premium Pay	434	74	0	0	0	0	0
Fringe Benefits	11,294	9,367	11,739	6,560	0	0	6,560
Other Supplies	55	55	55	0	0	0	0
All Other Contr. Svcs	346,569	307,444	436,926	439,165	0	0	439,165
Program Expense	884	0	1,250	0	0	0	0
Other	150	150	150	0	0	0	0
Total Expenditures	383,659	338,593	473,907	459,165	0	0	459,165
Revenues							
State Aid	225,658	230,964	223,732	224,344	0	0	224,344
Other Revenues	500	720	500	500	0	0	500
Total Revenues	226,158	231,684	224,232	224,844	0	0	224,844
Budgeting Unit Net Local	157,501	106,909	249,675	234,321	0	0	234,321

County Office for the Aging

6781 TITLE III-E

	2016 Actual	2017 Actual	2018 Modified	2019 Target	2019 Req OTR's	2019 Rec OTR's	2019 Total Rec
Expenditures							
Salary and Wages	17,935	23,522	25,282	25,420	0	0	25,420
Premium Pay	404	291	0	0	0	0	0
Fringe Benefits	8,382	10,337	12,477	12,408	0	0	12,408
Other Supplies	284	385	685	385	0	0	385
All Other Contr. Svcs	15,977	41,107	30,850	41,207	0	0	41,207
Program Expense	1,460	0	0	0	0	0	0
Other	100	100	100	100	0	0	100
Total Expenditures	44,542	75,742	69,394	79,520	0	0	79,520
Revenues							
Federal Aid	25,945	34,013	31,813	34,892	0	0	34,892
Other Revenues	7,004	30,180	18,000	31,000	0	0	31,000
Total Revenues	32,949	64,193	49,813	65,892	0	0	65,892
Budgeting Unit Net Local	11,593	11,549	19,581	13,628	0	0	13,628

6782 CARE GIVERS TRAINING

	2016 Actual	2017 Actual	2018 Modified	2019 Target	2019 Req OTR's	2019 Rec OTR's	2019 Total Rec
Expenditures							
Salary and Wages	16,158	15,633	16,224	13,572	0	0	13,572
Premium Pay	208	203	700	500	0	0	500
Fringe Benefits	7,481	6,874	8,352	6,869	0	0	6,869
Other Supplies	437	757	1,205	980	0	0	980
Program Expense	1,559	0	0	0	0	0	0
Other	227	215	250	150	0	0	150
Total Expenditures	26,070	23,682	26,731	22,071	0	0	22,071
Revenues							
State Aid	19,611	16,814	19,611	19,611	0	0	19,611
Total Revenues	19,611	16,814	19,611	19,611	0	0	19,611
Budgeting Unit Net Local	6,459	6,868	7,120	2,460	0	0	2,460

County Office for the Aging

6784 CASH IN LIEU

	2016 Actual	2017 Actual	2018 Modified	2019 Target	2019 Req OTR's	2019 Rec OTR's	2019 Total Rec
Expenditures							
All Other Contr. Svcs	115,408	109,245	120,000	110,000	0	0	110,000
Total Expenditures	115,408	109,245	120,000	110,000	0	0	110,000
Revenues							
Federal Aid	115,408	109,245	120,000	110,000	0	0	110,000
Total Revenues	115,408	109,245	120,000	110,000	0	0	110,000
Budgeting Unit Net Local	0	0	0	0	0	0	0

6786 ASSISTIVE TECHNOLOGY

	2016 Actual	2017 Actual	2018 Modified	2019 Target	2019 Req OTR's	2019 Rec OTR's	2019 Total Rec
Expenditures							
All Other Contr. Svcs	8,298	0	0	0	0	0	0
Program Expense	996	0	0	0	0	0	0
Total Expenditures	9,294	0	0	0	0	0	0
Revenues							
Federal Aid	9,281	0	0	0	0	0	0
State Aid	12,484	0	0	0	0	0	0
Total Revenues	21,765	0	0	0	0	0	0
Budgeting Unit Net Local	-12,471	0	0	0	0	0	0

County Office for the Aging

6787 PERS

	2016 Actual	2017 Actual	2018 Modified	2019 Target	2019 Req OTR's	2019 Rec OTR's	2019 Total Rec
Expenditures							
Salary and Wages	23,329	19,189	19,552	23,774	0	0	23,774
Premium Pay	390	2,263	0	0	0	0	0
Fringe Benefits	10,842	9,312	9,649	11,604	0	0	11,604
Vehicle Fuel and Maint	0	0	350	350	0	0	350
Other Supplies	402	629	845	845	0	0	845
Program Expense	1,127	1,335	2,500	0	0	0	0
Other	1,950	2,042	1,912	762	0	0	762
Total Expenditures	38,040	34,770	34,808	37,335	0	0	37,335
Revenues							
Local Revenues	33,105	41,289	26,500	33,300	0	0	33,300
Other Revenues	8,455	3,647	5,200	2,700	0	0	2,700
Total Revenues	41,560	44,936	31,700	36,000	0	0	36,000
Budgeting Unit Net Local	-3,520	-10,166	3,108	1,335	0	0	1,335

6788 MIPPA

	2016 Actual	2017 Actual	2018 Modified	2019 Target	2019 Req OTR's	2019 Rec OTR's	2019 Total Rec
Expenditures							
Salary and Wages	0	0	0	3,917	0	0	3,917
Fringe Benefits	0	0	0	1,912	0	0	1,912
All Other Contr. Svcs	0	0	0	7,492	0	0	7,492
Total Expenditures	0	0	0	13,321	0	0	13,321
Revenues							
Federal Aid	0	0	0	13,321	0	0	13,321
Total Revenues	0	0	0	13,321	0	0	13,321
Budgeting Unit Net Local	0	0	0	0	0	0	0

County Office for the Aging

6789 BIP - CARE GIVERS SUPPORT

	2016 Actual	2017 Actual	2018 Modified	2019 Target	2019 Req OTR's	2019 Rec OTR's	2019 Total Rec
Expenditures							
Salary and Wages	1,404	1,342	0	0	0	0	0
Premium Pay	6	0	0	0	0	0	0
Fringe Benefits	645	583	0	0	0	0	0
Program Expense	3,005	7,730	0	0	0	0	0
Total Expenditures	5,060	9,655	0	0	0	0	0
Revenues							
Federal Aid	5,043	9,654	0	0	0	0	0
Total Revenues	5,043	9,654	0	0	0	0	0
Budgeting Unit Net Local	17	1	0	0	0	0	0

6791 NEW YORK CONNECT

	2016 Actual	2017 Actual	2018 Modified	2019 Target	2019 Req OTR's	2019 Rec OTR's	2019 Total Rec
Expenditures							
Salary and Wages	29,765	30,197	7,365	0	0	0	0
Premium Pay	293	148	0	0	0	0	0
Fringe Benefits	13,740	13,173	3,635	0	0	0	0
Other Capital Equip	508	0	0	0	0	0	0
Other Supplies	85	0	0	0	0	0	0
Total Expenditures	44,391	43,518	11,000	0	0	0	0
Revenues							
State Aid	54,856	40,248	11,000	0	0	0	0
Total Revenues	54,856	40,248	11,000	0	0	0	0
Budgeting Unit Net Local	-10,465	3,270	0	0	0	0	0

County Office for the Aging

6793 HEALTH INSURANCE COUNS.

	2016 Actual	2017 Actual	2018 Modified	2019 Target	2019 Req OTR's	2019 Rec OTR's	2019 Total Rec
Expenditures							
Salary and Wages	15,827	16,405	19,249	10,814	0	0	10,814
Premium Pay	391	210	0	0	0	0	0
Fringe Benefits	7,414	7,213	9,499	5,279	0	0	5,279
All Other Contr. Svcs	21,365	22,597	16,584	16,584	0	0	16,584
Program Expense	0	0	600	0	0	0	0
Total Expenditures	44,997	46,425	45,932	32,677	0	0	32,677
Revenues							
Federal Aid	34,595	8,892	26,591	18,213	0	0	18,213
State Aid	5,621	24,073	13,901	13,864	0	0	13,864
Other Revenues	407	377	600	600	0	0	600
Total Revenues	40,623	33,342	41,092	32,677	0	0	32,677
Budgeting Unit Net Local	4,374	13,083	4,840	0	0	0	0

6795 TITLE III D/HEALTH PROMO.

	2016 Actual	2017 Actual	2018 Modified	2019 Target	2019 Req OTR's	2019 Rec OTR's	2019 Total Rec
Expenditures							
Salary and Wages	186	0	0	0	0	0	0
Premium Pay	57	0	0	0	0	0	0
Fringe Benefits	111	0	0	0	0	0	0
All Other Contr. Svcs	2,892	6,053	4,475	4,449	0	0	4,449
Total Expenditures	3,246	6,053	4,475	4,449	0	0	4,449
Revenues							
Federal Aid	2,892	6,052	4,475	4,449	0	0	4,449
Other Revenues	20	0	0	0	0	0	0
Total Revenues	2,912	6,052	4,475	4,449	0	0	4,449
Budgeting Unit Net Local	334	1	0	0	0	0	0

County Office for the Aging

6796 WRAP

	2016 Actual	2017 Actual	2018 Modified	2019 Target	2019 Req OTR's	2019 Rec OTR's	2019 Total Rec
Expenditures							
Salary and Wages	5,419	3,089	4,107	0	0	0	0
Premium Pay	287	873	0	0	0	0	0
Fringe Benefits	2,608	1,720	2,027	0	0	0	0
Program Expense	17,897	16,191	29,682	34,717	11,662	11,662	46,379
Total Expenditures	26,211	21,873	35,816	34,717	11,662	11,662	46,379
Revenues							
Other Revenues	0	0	3,000	0	0	0	0
Applied Rollover (Rev.)	0	0	0	0	11,662	11,662	11,662
Total Revenues	0	0	3,000	0	11,662	11,662	11,662
Budgeting Unit Net Local	26,211	21,873	32,816	34,717	0	0	34,717

6797 BALANCING INCENTIVE PROGR

	2016 Actual	2017 Actual	2018 Modified	2019 Target	2019 Req OTR's	2019 Rec OTR's	2019 Total Rec
Expenditures							
Salary and Wages	93,380	79,121	109,944	132,196	0	0	132,196
Premium Pay	101	1,359	0	500	0	0	500
Fringe Benefits	42,730	34,937	54,257	64,769	0	0	64,769
Other Capital Equip	10,368	384	738	738	0	0	738
Other Supplies	2,875	2,156	3,264	2,500	0	0	2,500
Travel Training	559	282	3,776	250	0	0	250
All Other Contr. Svcs	65,680	67,308	65,932	65,932	0	0	65,932
Program Expense	6,778	104	5,169	580	0	0	580
Utilities	726	752	750	750	0	0	750
Total Expenditures	223,197	186,403	243,830	268,215	0	0	268,215
Revenues							
Federal Aid	179,179	65,157	0	0	0	0	0
State Aid	0	119,128	243,830	268,215	0	0	268,215
Total Revenues	179,179	184,285	243,830	268,215	0	0	268,215
Budgeting Unit Net Local	44,018	2,118	0	0	0	0	0

County Office for the Aging

6799 DIRECT CARE WORKER PROGRA	2016 Actual	2017 Actual	2018 Modified	2019 Target	2019 Req OTR's	2019 Rec OTR's	2019 Total Rec
Expenditures							
Salary and Wages	0	767	0	0	0	0	0
Premium Pay	0	30	0	0	0	0	0
Fringe Benefits	0	346	0	0	0	0	0
All Other Contr. Svcs	44,624	9,829	0	0	0	0	0
Total Expenditures	44,624	10,972	0	0	0	0	0
Revenues							
State Aid	35,309	13,656	0	0	0	0	0
Total Revenues	35,309	13,656	0	0	0	0	0
Budgeting Unit Net Local	9,315	-2,684	0	0	0	0	0

County Office for the Aging

OTR # 55 **Priority** 1 **OTR Name** Increased WRAP Funding

Description There is a constant need for home repair funding for low income older adults when other options are unavailable. The rollover funding will allow COFA to assist more individuals faced with this need.

		Account	Requested		Recommended	
6796	54400	PROGRAM EXPENSE	11,662	ROLLOVER	11,662	ROLLOVER
6796	41084	USE OF ROLLOVER	-11,662	ROLLOVER	-11,662	ROLLOVER
		Local Share	0		0	
		County Office for the Aging Total	0		0	

County Office for the Aging

Program Summary

Administration and Planning

Type of Program DM

To provide a coordinated and comprehensive system of services for older adults, including assessing need, planning services, and maintaining the infrastructure and support for all of Office for the Aging's programs and subcontracts.

	2018	2019
Expenditures	411,204	470,876
Revenues	190,757	244,142
Net Local	220,447	226,734
FTE	4.67	4.68

Caregiver Services

Type of Program DM

To provide supportive services to caregivers of older adults.

	2018	2019
Expenditures	78,103	101,540
Revenues	60,636	86,529
Net Local	17,467	15,011
FTE	0.59	0.66

Congregate Meal Program

Type of Program DM

To provide hot nutritious noontime meals five days per week to older adults at various locations in the County.

	2018	2019
Expenditures	165,437	162,659
Revenues	109,905	108,760
Net Local	55,532	53,899
FTE		

Expanded In-Home Services for the Elderly Program (EISEP)

Type of Program DM

To provide assessment, case management and ongoing in-home aide services for frail older adults who meet financial and functional requirements.

	2018	2019
Expenditures	418,676	439,165
Revenues	204,232	204,844
Net Local	214,444	234,321
FTE		

Health Insurance Information Counseling and Assistance

Type of Program DM

To counsel older adults on health insurance issues, including Medicare, Medicare Advantage, Medicaid, EPIC, QMB, SLMB, QI1 and private insurance.

	2018	2019
Expenditures	52,096	68,860
Revenues	41,928	63,544
Net Local	10,168	5,316
FTE	0.46	0.57

Home Delivered Meal Program (Meals on Wheels)

Type of Program DM

To prepare and deliver hot nutritious noontime meals to the homes of frail older adults who are unable to shop, cook, or prepare meals for themselves.

	2018	2019
Expenditures	684,162	676,940
Revenues	383,878	374,538
Net Local	300,284	302,402
FTE		

Home Energy Assistance Program (HEAP)

Type of Program DM

To assist older adults (age 60+) and people receiving SSI/SSD with applications for home energy assistance.

	2018	2019
Expenditures	52,935	59,814
Revenues	35,144	40,459
Net Local	17,791	19,355
FTE	0.88	0.99

Information, Referral and Counseling

Type of Program DM

To provide objective unbiased information about the array of programs and services available for older adults in Tompkins County over the phone, in person, via the web, through printed material, and through community outreach events. Individuals needing more in-depth information are counseled about various options available for care.

	2018	2019
Expenditures	201,037	195,166
Revenues	175,321	158,466
Net Local	25,716	36,700
FTE	2.24	2.2

Legal Services

Type of Program DM

To provide legal assistance, referral, and representation in civil matters to Tompkins County older adults.

	2018	2019
Expenditures	5,359	5,359
Revenues	5,359	5,359
Net Local	0	0
FTE	0	0

Long Term Care Ombudsman Program

Type of Program DM

To advocate for the health, safety, welfare, and civil rights of people living in nursing homes and adult care facilities in Tompkins, Schuyler and Chemung Counties.

	2018	2019
Expenditures	145,440	161,977
Revenues	118,276	118,256
Net Local	27,164	43,721
FTE	2.0	2.0

Small Home Repair Program

Type of Program DM

To assist older adults in Tompkins County make small repairs to their homes through subcontract with Better Housing for Tompkins County and Ithaca Neighborhood Housing Services.

	2018	2019
Expenditures	25,000	25,000
Revenues	25,000	25,000
Net Local	0	0
FTE		

Northside/Southside Program

Type of Program DM

To offer services and activities targeted to African American older adults traditionally living in the Northside and Southside neighborhoods of the City of Ithaca.

	2018	2019
Expenditures	9,603	9,603
Revenues	9,603	9,603
Net Local	0	0
FTE		

Personal Emergency Response Service (PERS)

Type of Program DM

To provide medical alert service to frail elders and other vulnerable individuals at risk of falling or other medical emergency.

	2018	2019
Expenditures	75,324	63,582
Revenues	39,410	40,373
Net Local	35,914	23,209
FTE	1.18	0.99

Project CARE/Friendly Visiting Program

Type of Program DM

To match and coordinate volunteers who regularly visit the homes of frail, isolated, or homebound senior citizens to relieve social isolation, and if needed, assist with light housekeeping, chores, and respite for caregivers.

	2018	2019
Expenditures	18,263	11,124
Revenues	13,747	7,409
Net Local	4,516	3,715
FTE	0.28	0.28

Senior Circle Newsletter

Type of Program DM

To provide a regular source of information about issues, programs and services of significance to older adults in Tompkins County.

	2018	2019
Expenditures	10,823	10,823
Revenues	10,823	10,823
Net Local	0	0
FTE		

SAIL (Stay Active and Independent for Life) Program

Type of Program DM

To promote health, exercise, and social engagement among Tompkins County older adults.

	2018	2019
Expenditures	4,475	4,449
Revenues	4,475	4,449
Net Local	0	0
FTE		

The Registry Program

Type of Program DM

To provide seniors who need in-home assistance with referrals for independent caregivers.

	2018	2019
Expenditures	10,753	10,753
Revenues	10,753	10,753
Net Local	0	0
FTE		

Title V Employment Program

Type of Program DM

To assist income-eligible older adults (age 55+) with part-time subsidized employment and training opportunities in the non-profit sector, with the goal of finding permanent unsubsidized employment.

	2018	2019
Expenditures	25,264	0
Revenues	25,264	0
Net Local	0	0
FTE	0.05	

Transportation Services

Type of Program DM

To provide transportation services for older adults through subcontract with Gadabout.

	2018	2019
Expenditures	5,600	5,600
Revenues	5,600	5,600
Net Local	0	0
FTE		

Weatherization Referral and Packaging Program (WRAP)

Type of Program DM

To provide energy- related repairs to the homes of low-income seniors, and to assist seniors in applying for additional funding for health and safety related repairs. This entails procuring estimates from contractors and sequencing multiple repairs. During home visits, the WRAP Coordinator completes applications for additional services of the Office for the Aging or other providers as needed.

	2018	2019
Expenditures	47,243	62,499
Revenues	7,773	7,490
Net Local	39,470	54,559
FTE	0.33	0.45

Debt Service Fund

Governmental Accounting standards require that all debt obligations be reported in a separate Fund. The Debt Service Fund provides the resources for all annual debt principal and interest payments. This fund is financed by payments from the General Fund, Solid Waste Fund, Airport Fund and payments from other entities that have benefited from financings of capital improvements. Historically, the General Fund provides the majority of the resources for debt service.

Consolidated Budget

	2016 Actual	2017 Actual	2018 Modified	2019 Target	2019 Req OTR's	2019 Rec OTR's	2019 Total Rec
Expenditures							
Program Expense	1,200	1,200	10,000	10,000	0	0	10,000
Other	1,384,367	492,052	453,546	504,423	0	0	504,423
Other Finance	5,473,260	5,711,517	6,258,444	6,079,261	0	0	6,079,261
Total Expenditures	6,858,827	6,204,769	6,721,990	6,593,684	0	0	6,593,684
Revenues							
Local Revenues	250,261	301,716	301,008	290,836	0	0	290,836
Other Revenues	978,676	815,559	860,058	698,439	0	0	698,439
Interfund Transf & Rev	5,906,626	5,471,325	5,560,924	5,604,409	0	0	5,604,409
Total Revenues	7,135,563	6,588,600	6,721,990	6,593,684	0	0	6,593,684
Dept. Net Local	-276,736	-383,831	0	0	0	0	0

Debt Service Fund

1380 FISCAL AGENT FEES

	2016 Actual	2017 Actual	2018 Modified	2019 Target	2019 Req OTR's	2019 Rec OTR's	2019 Total Rec
Expenditures							
Program Expense	1,200	1,200	10,000	10,000	0	0	10,000
Total Expenditures	1,200	1,200	10,000	10,000	0	0	10,000
Revenues							
Total Revenues	0	0	0	0	0	0	0
Budgeting Unit Net Local	1,200	1,200	10,000	10,000	0	0	10,000

9710 SERIAL BONDS

	2016 Actual	2017 Actual	2018 Modified	2019 Target	2019 Req OTR's	2019 Rec OTR's	2019 Total Rec
Expenditures							
Other Finance	5,473,260	5,711,517	6,258,444	6,079,261	0	0	6,079,261
Total Expenditures	5,473,260	5,711,517	6,258,444	6,079,261	0	0	6,079,261
Revenues							
Local Revenues	250,261	301,716	301,008	290,836	0	0	290,836
Other Revenues	923,459	815,559	860,058	698,439	0	0	698,439
Interfund Transf & Rev	5,906,626	5,471,325	5,560,924	5,604,409	0	0	5,604,409
Total Revenues	7,080,346	6,588,600	6,721,990	6,593,684	0	0	6,593,684
Budgeting Unit Net Local	-1,607,086	-877,083	-463,546	-514,423	0	0	-514,423

9730 BAN

	2016 Actual	2017 Actual	2018 Modified	2019 Target	2019 Req OTR's	2019 Rec OTR's	2019 Total Rec
Expenditures							
Other	84,757	176,979	138,473	189,350	0	0	189,350
Total Expenditures	84,757	176,979	138,473	189,350	0	0	189,350
Revenues							
Other Revenues	55,217	0	0	0	0	0	0
Total Revenues	55,217	0	0	0	0	0	0
Budgeting Unit Net Local	29,540	176,979	138,473	189,350	0	0	189,350

9789 OTHER DEBT- LEASES

	2016 Actual	2017 Actual	2018 Modified	2019 Target	2019 Req OTR's	2019 Rec OTR's	2019 Total Rec
Expenditures							
Other	1,299,610	315,073	315,073	315,073	0	0	315,073
Total Expenditures	1,299,610	315,073	315,073	315,073	0	0	315,073
Budgeting Unit Net Local	1,299,610	315,073	315,073	315,073	0	0	315,073

District Attorney

The Tompkins County District Attorney's Office is responsible for prosecuting criminal offenses defined under State law, committed within Tompkins County. A broad range of offenses are prosecuted, including the most serious felonies (murder, rape, robbery, etc.) down to traffic infractions (e.g., speeding).

Consolidated Budget

	2016 Actual	2017 Actual	2018 Modified	2019 Target	2019 Req OTR's	2019 Rec OTR's	2019 Total Rec
Expenditures							
Salary and Wages	858,804	1,053,486	1,152,121	1,148,066	0	0	1,148,066
Overtime	0	606	0	0	0	0	0
Premium Pay	13,453	5,605	3,600	6,000	0	0	6,000
Fringe Benefits	438,103	459,155	569,070	563,300	0	0	563,300
Other Capital Equip	269	6,294	625	16,452	0	0	16,452
Other Supplies	21,322	23,593	20,816	26,668	0	0	26,668
Travel Training	202	2,633	6,359	6,359	0	0	6,359
Professional Services	26,673	22,763	24,800	25,000	0	0	25,000
All Other Contr. Svcs	2,000	2,181	3,296	3,296	0	0	3,296
Utilities	1,398	1,365	360	360	0	0	360
Other	96,803	8,515	9,821	11,696	0	0	11,696
Total Expenditures	1,459,027	1,586,196	1,790,868	1,807,197	0	0	1,807,197
Revenues							
State Aid	88,071	95,371	102,671	102,671	0	0	102,671
Total Revenues	88,071	95,371	102,671	102,671	0	0	102,671
Dept. Net Local	1,370,956	1,490,825	1,688,197	1,704,526	0	0	1,704,526

District Attorney

Full Time Equivalents

	2015 Budget	2016 Budget	2017 Budget	2018 Budget	2019 Target	OTR Req	OTR Rec	2019 Total
Admin Assistant Level 1	0.00	1.00	1.00	1.00	1.00	0.00	0.00	1.00
Assistant District Attorney	6.00	6.00	6.00	6.00	0.00	0.00	0.00	0.00
Assistant District Attorney - Level 1	0.00	0.00	0.00	0.00	1.00	0.00	0.00	1.00
Assistant District Attorney - Level 3	0.00	0.00	0.00	0.00	2.00	0.00	0.00	2.00
Assistant District Attorney - Level 4	0.00	0.00	0.00	0.00	4.00	0.00	0.00	4.00
Confidential Investigator	0.70	1.30	1.30	1.30	1.30	0.00	0.00	1.30
Deputy District Attorney	1.00	1.00	1.00	1.00	1.00	0.00	0.00	1.00
District Attorney	1.00	1.00	1.00	1.00	1.00	0.00	0.00	1.00
Receptionist	1.00	0.00	0.00	0.00	0.00	0.00	0.00	0.00
Secretary to the District Attorney	1.00	1.00	1.00	1.00	1.00	0.00	0.00	1.00
Secretary/Paralegal Aide to DA	1.20	1.20	1.20	1.20	1.20	0.00	0.00	1.20
	11.90	**12.50**	**12.50**	**12.50**	**13.50**	**0.00**	**0.00**	**13.50**

District Attorney

1165 DISTRICT ATTORNEY	2016 Actual	2017 Actual	2018 Modified	2019 Target	2019 Req OTR's	2019 Rec OTR's	2019 Total Rec
Expenditures							
Salary and Wages	858,804	1,053,486	1,152,121	1,148,066	0	0	1,148,066
Overtime	0	606	0	0	0	0	0
Premium Pay	13,453	5,605	3,600	6,000	0	0	6,000
Fringe Benefits	438,103	459,155	569,070	563,300	0	0	563,300
Other Capital Equip	269	6,294	625	16,452	0	0	16,452
Other Supplies	21,322	23,593	20,816	26,668	0	0	26,668
Travel Training	202	2,633	6,359	6,359	0	0	6,359
Professional Services	26,673	22,763	24,800	25,000	0	0	25,000
All Other Contr. Svcs	2,000	2,181	3,296	3,296	0	0	3,296
Utilities	1,398	1,365	360	360	0	0	360
Other	96,803	8,515	9,821	11,696	0	0	11,696
Total Expenditures	1,459,027	1,586,196	1,790,868	1,807,197	0	0	1,807,197
Revenues							
State Aid	88,071	95,371	102,671	102,671	0	0	102,671
Total Revenues	88,071	95,371	102,671	102,671	0	0	102,671
Budgeting Unit Net Local	1,370,956	1,490,825	1,688,197	1,704,526	0	0	1,704,526

District Attorney

Program Summary

Tompkins County District Attorney's Office **Type of Program** MD

The Tompkins County District Attorney's Office enforces the laws of the State of New York by effectively and fairly prosecuting felony and misdemeanor criminal violations of the New York State Penal Law, as well as violations of related statutes, having occurred within Tompkins County. With help from their support staff, the eight attorneys of the office review investigations of over ten law enforcement agencies and handle the related court proceedings located in thirteen courts across the county.

	2018	2019
Expenditures	1,842,584	1,807,197
Revenues	102,671	102,671
Net Local	1,739,913	1,704,526
FTE	12.5	13.5

Emergency Response Department

The Department of Emergency Response oversees the countywide emergency dispatch and communications system that allows residents to call 911 to receive emergency medical, fire, police, or other emergency help from any phone in Tompkins County. The E-911 system, through the use of computer-aided dispatch, is used to locate the location and phone ID of the caller and also to maintain communication with fire, police, hospital, and other emergency personnel in the field. The department implements Mutual Aid/Disaster Plans which provide for fire, emergency medical, and other emergency management assistance when local services have exceeded their equipment and personnel resources. In coordination with Tompkins-Cortland Community College, the department provides for training of emergency medical personnel; and with the NYS Office of Fire Prevention and Control and Office of Emergency Management, provides fire training for 17 local fire departments and emergency management training for local governments and agencies.

Consolidated Budget

	2016 Actual	2017 Actual	2018 Modified	2019 Target	2019 Req OTR's	2019 Rec OTR's	2019 Total Rec
Expenditures							
Salary and Wages	1,613,602	1,673,131	1,707,407	1,776,388	44,500	44,500	1,820,888
Overtime	149,002	81,799	36,328	37,796	0	0	37,796
Premium Pay	75,368	88,972	30,715	59,460	0	0	59,460
Fringe Benefits	840,105	800,630	875,691	914,526	21,720	21,720	936,246
Other Capital Equip	13,212	3,664	16,000	16,000	0	0	16,000
Vehicle Fuel and Maint	3,929	2,923	4,000	4,000	0	0	4,000
Other Supplies	5,592	6,322	5,000	5,686	0	0	5,686
Travel Training	11,295	11,743	10,000	10,000	0	0	10,000
Professional Services	3,510	1,553	53,500	3,500	0	0	3,500
All Other Contr. Svcs	917,846	991,051	1,054,000	1,055,000	0	0	1,055,000
Program Expense	14,326	32,558	35,000	34,000	0	0	34,000
Maintenance	33,442	41,866	40,000	40,000	0	0	40,000
Utilities	104,614	93,474	91,500	91,500	0	0	91,500
Rent	40,600	43,135	43,000	62,000	0	0	62,000
Other	14,737	9,973	504,965	504,965	0	0	504,965
Total Expenditures	3,841,180	3,882,794	4,507,106	4,614,821	66,220	66,220	4,681,041
Revenues							
Federal Aid	192,299	0	150,000	150,000	0	0	150,000
State Aid	734	936,490	715,172	715,172	0	0	715,172
Local Revenues	644,838	620,412	680,000	630,000	0	0	630,000
Other Revenues	92,869	101,348	115,000	132,000	0	0	132,000
Interfund Transf & Rev	206,110	0	0	0	0	0	0
Total Revenues	1,136,850	1,658,250	1,660,172	1,627,172	0	0	1,627,172
Dept. Net Local	2,704,330	2,224,544	2,846,934	2,987,649	66,220	66,220	3,053,869

Emergency Response Department

Full Time Equivalents

	2015 Budget	2016 Budget	2017 Budget	2018 Budget	2019 Target	OTR Req	OTR Rec	2019 Total
Administrative Assistant	1.00	1.00	1.00	1.00	1.00	0.00	0.00	1.00
Assistant Director - ER Dispatch	0.50	0.00	0.00	0.00	0.00	0.00	0.00	0.00
Assistant Director Fire and EM	1.00	1.00	1.00	1.00	1.00	0.00	0.00	1.00
Assistant EMS Response Coordinator	0.50	0.50	0.50	0.50	0.50	0.00	0.00	0.50
Co. Fire & Disaster Coordinator	0.00	0.00	0.00	1.00	1.00	0.00	0.00	1.00
Communications Center Manager	1.00	1.00	1.00	1.00	1.00	0.00	0.00	1.00
Director of Emergency Response	1.00	1.00	1.00	1.00	1.00	0.00	0.00	1.00
Dispatch Supervisor/CAD System	1.00	1.00	1.00	1.00	1.00	0.00	0.00	1.00
Dispatch Supervisors	5.00	5.00	5.00	5.00	5.00	0.00	0.00	5.00
Dispatcher/Cad System Specialist	1.00	1.00	1.00	1.00	1.00	0.00	0.00	1.00
Dispatchers	14.00	15.00	15.00	15.00	15.00	0.00	0.00	15.00
E911 Program Specialist	1.00	1.00	1.00	1.00	1.00	0.00	0.00	1.00
Professional Development	1.00	1.00	1.00	1.00	1.00	0.00	0.00	1.00
Systems Manager	1.00	1.00	1.00	1.00	1.00	0.00	0.00	1.00
	29.00	**29.50**	**29.50**	**30.50**	**30.50**	**0.00**	**0.00**	**30.50**

Emergency Response Department

3410 FIRE & DISASTER COORD.	2016 Actual	2017 Actual	2018 Modified	2019 Target	2019 Req OTR's	2019 Rec OTR's	2019 Total Rec
Expenditures							
Salary and Wages	1,571,794	1,630,358	1,664,647	1,731,900	44,500	44,500	1,776,400
Overtime	149,002	81,799	36,328	37,796	0	0	37,796
Premium Pay	75,368	88,972	30,715	59,460	0	0	59,460
Fringe Benefits	820,994	782,062	854,589	892,811	21,720	21,720	914,531
Other Capital Equip	1,804	3,664	16,000	16,000	0	0	16,000
Vehicle Fuel and Maint	0	16	0	0	0	0	0
Other Supplies	5,445	6,162	5,000	5,686	0	0	5,686
Travel Training	11,295	11,743	10,000	10,000	0	0	10,000
Professional Services	0	0	50,000	0	0	0	0
All Other Contr. Svcs	1,761	1,795	0	1,000	0	0	1,000
Program Expense	14,326	32,558	35,000	34,000	0	0	34,000
Maintenance	482	632	0	0	0	0	0
Utilities	1,310	2,363	1,500	1,500	0	0	1,500
Rent	6,520	0	0	0	0	0	0
Other	907	443	1,500	1,500	0	0	1,500
Total Expenditures	2,661,008	2,642,567	2,705,279	2,791,653	66,220	66,220	2,857,873
Revenues							
Federal Aid	4,499	0	0	0	0	0	0
State Aid	734	5,336	15,172	15,172	0	0	15,172
Local Revenues	180,000	180,000	180,000	180,000	0	0	180,000
Other Revenues	0	815	25,000	0	0	0	0
Interfund Transf & Rev	206,110	0	0	0	0	0	0
Total Revenues	391,343	186,151	220,172	195,172	0	0	195,172
Budgeting Unit Net Local	2,269,665	2,456,416	2,485,107	2,596,481	66,220	66,220	2,662,701

Emergency Response Department

3411 EMERGENCY COMMUNICATIONS	2016 Actual	2017 Actual	2018 Modified	2019 Target	2019 Req OTR's	2019 Rec OTR's	2019 Total Rec
Expenditures							
Salary and Wages	41,808	42,773	42,760	44,488	0	0	44,488
Fringe Benefits	19,111	18,568	21,102	21,715	0	0	21,715
Other Capital Equip	11,408	0	0	0	0	0	0
Vehicle Fuel and Maint	3,929	2,907	4,000	4,000	0	0	4,000
Other Supplies	147	160	0	0	0	0	0
Professional Services	3,510	1,553	3,500	3,500	0	0	3,500
All Other Contr. Svcs	916,085	989,256	1,054,000	1,054,000	0	0	1,054,000
Maintenance	32,960	41,234	40,000	40,000	0	0	40,000
Utilities	103,304	91,111	90,000	90,000	0	0	90,000
Rent	34,080	43,135	43,000	62,000	0	0	62,000
Other	13,830	9,530	503,465	503,465	0	0	503,465
Total Expenditures	1,180,172	1,240,227	1,801,827	1,823,168	0	0	1,823,168
Revenues							
Federal Aid	187,800	0	150,000	150,000	0	0	150,000
State Aid	0	931,154	700,000	700,000	0	0	700,000
Local Revenues	464,838	440,412	500,000	450,000	0	0	450,000
Other Revenues	92,869	100,533	90,000	132,000	0	0	132,000
Total Revenues	745,507	1,472,099	1,440,000	1,432,000	0	0	1,432,000
Budgeting Unit Net Local	434,665	-231,872	361,827	391,168	0	0	391,168

OTR # 40 **Priority** 1 **OTR Name** Department of Emergency Response Reorganization

Description

This OTR proposes the reorganization of the department that will provide a needed succession position, a Deputy Director, as well as the reclassification of two existing positions to better meet fire, emergency medical, and emergency preparedness needs in the County. The reorganization will also support the implementation of recommendations from the Tompkins County EMS Task Force.

The proposed Target OTR will reclassify the existing Assistant Fire and Emergency Management Director to the Deputy Director of Emergency Response to provide the proper succession of positions that currently does not exist in the department. The position will be responsible for assisting in the planning and administration of the department and will supervise all staff related to external operations such as disaster mitigation, emergency preparedness, emergency response and recovery. The incumbent in the current position will stay in the reclassified position and serve as the Deputy Director.

The current position of Assistant Director of Emergency Response - Dispatch Operations was originally filed on a part-time basis, however is funded as a full-time position as of 2018. The incumbent has filled the position on a part-time temporary basis following the transition of the incoming Communications Manager two years ago. This position will be reclassified as the County Fire, Disaster and Emergency Medical Services Coordinator to better assist fire and EMS agencies and allow the transfer of response/operational duties performed by the Director. It is expected the County will fill the position as full-time with the reclassification and reorganization.

The current position of Assistant Emergency Medical Services Director is currently a part-time position and assists with community preparedness and communications. It is proposed the position be reclassified as the Community Preparedness Coordinator and upgraded to a full-time position. It is expected the County will fill the position as full-time with the reclassification and reorganization.

Both reclassifications of the County Fire, Disaster and Emergency Medical Services Coordinator and Community Preparedness Coordinator, which are currently filled as part-time positions, are proposed to be filled as full-time positions to better support the department, surrounding agencies and recommendations and strategy outlined by the EMS Task Force to enhance recruitment and retention of EMS volunteers. This will include organizing and centralizing training options and encourage collaborative efforts to recruit volunteers across jurisdictions that provide EMS and fire services to county residents.

		Account	Requested		Recommended	
3410	51000	REGULAR PAY	44,500	TARGET	44,500	TARGET
3410	58800	FRINGES	21,720	TARGET	21,720	TARGET
		Local Share	66,220		66,220	
Emergency Response Department Total			66,220		66,220	

Emergency Response Department

Program Summary

Emergency Communications Systems

Type of Program DD

Provides the radio communications systems, E911 network systems, and related infrastructure for the receipt, transmission, and on-going voice and electronic communications between the public and emergency responders. Coordination of emergency resources at all levels of Tompkins County and local governments.

	2018	2019
Expenditures	1,940,956	1,898,374
Revenues	1,398,592	1,440,592
Net Local	542,364	457,782
FTE	2.4	2.4

Emergency Response Coordination

Type of Program DD

Coordination of fire, emergency medical services, and emergency management activities within the jurisdiction. Administration of state and federal training programs and compliance with the National Incident Management System; eligibility for a variety of federally and state- supported funding streams and grants relies upon this non-mandated program.

	2018	2019
Expenditures	350,831	368,858
Revenues	46,580	46,580
Net Local	304,251	322,278
FTE	3.7	3.7

Public Safety Answering Point/E-911

Type of Program DD

Dispatching operations for public safety. Provides tactical coordination and communications between dispatched responders.

	2018	2019
Expenditures	1,996,188	2,017,340
Revenues	190,000	190,000
Net Local	1,806,188	1,827,340
FTE	24.4	24.4

Facilities Department

The Facilities Department provides engineering, maintenance, and cleaning services for the County's facilities. Services provided include planning, design, code review, construction management, and contract administration of operations and capital projects; and the cleaning, maintenance, repair, and renovation of County-owned facilities. The Facilities Department has responsibility for the following facilities: Public Safety Building, Emergency Response Center, Public Library, Human Services Building, Mental Health Building, Public Works Facility, Main Courthouse, Old Jail, Old Courthouse, Building C, Solid Waste Management Office, Old Library, Health Department Building, Human Services Annex, and the Tompkins Center for History & Culture.

Consolidated Budget

	2016 Actual	2017 Actual	2018 Modified	2019 Target	2019 Req OTR's	2019 Rec OTR's	2019 Total Rec
Expenditures							
Salary and Wages	1,293,771	1,337,374	1,374,780	1,456,852	0	0	1,456,852
Overtime	4,059	6,900	5,750	5,750	0	0	5,750
Premium Pay	26,663	23,688	24,200	42,900	0	0	42,900
Fringe Benefits	604,878	591,754	693,234	734,836	0	0	734,836
Automotive Equipment	0	0	36,000	0	83,000	83,000	83,000
Other Capital Equip	18,485	15,166	10,000	5,000	0	0	5,000
Vehicle Fuel and Maint	30,816	27,355	21,700	23,300	0	0	23,300
Other Supplies	56,716	49,744	63,225	63,300	0	0	63,300
Travel Training	617	385	2,500	2,500	0	0	2,500
Professional Services	10,248	74	0	0	0	0	0
All Other Contr. Svcs	168,653	176,323	185,995	186,349	0	0	186,349
Program Expense	70	0	0	0	0	0	0
Maintenance	393,746	382,037	320,000	290,000	0	0	290,000
Utilities	806,108	929,730	791,466	833,500	0	0	833,500
Rent	159,479	163,990	179,000	183,000	0	0	183,000
Other	169,506	127,366	175,845	133,775	0	0	133,775
Other Finance	315,073	315,073	315,074	315,074	0	0	315,074
Total Expenditures	4,058,888	4,146,959	4,198,769	4,276,136	83,000	83,000	4,359,136
Revenues							
Other Revenues	7,249	19,035	0	0	0	0	0
Interfund Transf & Rev	63,908	63,854	69,893	77,293	0	0	77,293
Total Revenues	71,157	82,889	69,893	77,293	0	0	77,293
Dept. Net Local	3,987,731	4,064,070	4,128,876	4,198,843	83,000	83,000	4,281,843

Facilities Department

Full Time Equivalents

	2015 Budget	2016 Budget	2017 Budget	2018 Budget	2019 Target	OTR Req	OTR Rec	2019 Total
Administrative Assistant - Level 4	1.00	1.00	1.00	1.00	1.00	0.00	0.00	1.00
Assistant Director of Facilities	1.00	1.00	1.00	1.00	1.00	0.00	0.00	1.00
Carpenter	1.00	1.00	1.00	1.00	1.00	0.00	0.00	1.00
Cleaner	16.50	16.50	17.00	17.00	17.00	0.00	0.00	17.00
Cleaning Supervisor	1.00	1.00	1.00	1.00	1.00	0.00	0.00	1.00
Director of Facilities	1.00	1.00	1.00	1.00	1.00	0.00	0.00	1.00
Electrician	1.00	1.00	1.00	1.00	1.00	0.00	0.00	1.00
Facilities Shopkeeper	1.00	1.00	1.00	1.00	1.00	0.00	0.00	1.00
General Maintenance Supervisor	1.00	1.00	1.00	1.00	1.00	0.00	0.00	1.00
HVAC Systems Technician	2.00	2.00	2.00	2.00	2.00	0.00	0.00	2.00
Maintenance Mechanic	2.00	2.00	2.00	2.00	2.00	0.00	0.00	2.00
Maintenance Worker	1.00	1.00	1.00	1.00	2.00	0.00	0.00	2.00
Seasonal Worker	1.00	1.00	0.50	0.50	0.00	0.00	0.00	0.00
Senior Cleaner	2.00	2.00	2.00	2.00	2.00	0.00	0.00	2.00
	32.50	**32.50**	**32.50**	**32.50**	**33.00**	**0.00**	**0.00**	**33.00**

Facilities Department

1620 BLDG. & GRND. MAINTENANCE

	2016 Actual	2017 Actual	2018 Modified	2019 Target	2019 Req OTR's	2019 Rec OTR's	2019 Total Rec
Expenditures							
Salary and Wages	1,293,771	1,337,374	1,374,780	1,456,852	0	0	1,456,852
Overtime	4,059	6,900	5,750	5,750	0	0	5,750
Premium Pay	26,663	23,688	24,200	42,900	0	0	42,900
Fringe Benefits	604,878	591,754	693,234	734,836	0	0	734,836
Automotive Equipment	0	0	36,000	0	83,000	83,000	83,000
Other Capital Equip	18,485	15,166	10,000	5,000	0	0	5,000
Vehicle Fuel and Maint	30,816	27,355	21,700	23,300	0	0	23,300
Other Supplies	56,716	49,744	63,225	63,300	0	0	63,300
Travel Training	617	385	2,500	2,500	0	0	2,500
Professional Services	10,248	74	0	0	0	0	0
All Other Contr. Svcs	168,653	176,323	185,995	186,349	0	0	186,349
Program Expense	70	0	0	0	0	0	0
Maintenance	280,664	318,882	270,000	260,000	0	0	260,000
Utilities	7,467	7,634	7,300	7,500	0	0	7,500
Other	4,408	8,303	2,545	2,475	0	0	2,475
Total Expenditures	2,507,515	2,563,582	2,697,229	2,790,762	83,000	83,000	2,873,762
Revenues							
Other Revenues	7,249	19,035	0	0	0	0	0
Interfund Transf & Rev	35,408	35,354	41,393	48,793	0	0	48,793
Total Revenues	42,657	54,389	41,393	48,793	0	0	48,793
Budgeting Unit Net Local	2,464,858	2,509,193	2,655,836	2,741,969	83,000	83,000	2,824,969

1621 UTILITIES, TAXES, INSUR.

	2016 Actual	2017 Actual	2018 Modified	2019 Target	2019 Req OTR's	2019 Rec OTR's	2019 Total Rec
Expenditures							
Maintenance	113,082	63,155	50,000	30,000	0	0	30,000
Utilities	798,641	922,096	784,166	826,000	0	0	826,000
Rent	159,479	163,990	179,000	183,000	0	0	183,000
Other	165,098	119,063	173,300	131,300	0	0	131,300
Other Finance	315,073	315,073	315,074	315,074	0	0	315,074
Total Expenditures	1,551,373	1,583,377	1,501,540	1,485,374	0	0	1,485,374
Revenues							
Interfund Transf & Rev	28,500	28,500	28,500	28,500	0	0	28,500
Total Revenues	28,500	28,500	28,500	28,500	0	0	28,500
Budgeting Unit Net Local	1,522,873	1,554,877	1,473,040	1,456,874	0	0	1,456,874

OTR # 49 **Priority** 1 **OTR Name** Tractor Replacement

Description This funding will allow for the purchase of a new tractor to replace an existing 13 year old tractor that is in poor condition and having serious transmission problems. The existing tractor is no longer effective in meeting the needs of our uptown facilities (Health Department, Emergency Response Center, and Public Safety Building) with regards to snow removal and summer groundskeeping operations. Labor savings would be realized by going to a more versatile and reliable tractor for snow removal and landscaping operations at our uptown facilities.

		Account	Requested		Recommended	
1620	52231	VEHICLES	18,000	ONE-TIME	18,000	ONE-TIME
		Local Share	18,000		18,000	

OTR # 50 **Priority** 2 **OTR Name** Maintenance Vehicle Replacement

Description This funding will allow for the purchase of a new maintenance truck to replace an existing 10 year old vehicle that has exceeded its service life and is in poor condition. The truck will be used for maintenance and snow removal operations at all county facilities.
If not funded, repair costs will continue to mount, reliability for snow removal operations will be questionable, and maintenance response times will increase when vehicle is being repaired and out of service.

		Account	Requested		Recommended	
1620	52231	VEHICLES	36,000	ONE-TIME	36,000	ONE-TIME
		Local Share	36,000		36,000	

OTR # 51 **Priority** 3 **OTR Name** Maintenance Vehicle Replacement

Description This funding will allow for the purchase of a new maintenance vehicle to replace an existing 18 year old vehicle that has exceeded its service life and is in poor condition. This vehicle will be used by the Deputy Director of Facilities.
If not funded, repair costs will continue to mount.

		Account	Requested		Recommended	
1620	52231	VEHICLES	29,000	ONE-TIME	29,000	ONE-TIME
		Local Share	29,000		29,000	
		Facilities Department Total	83,000		83,000	

Facilities Department

Program Summary

Administration - Operations

Type of Program DM

To provide administrative services (financial, managerial, purchasing, contract administration, human resources, recordkeeping, payroll, training, cost accounting, etc.) to support all Facilities Division programs. Provide Tompkins County employees, the public, and taxpayers with quality facilities and services consisting of the most efficient, cost effective, and timely methods available in the operation and maintenance of all County owned physical facilities.

	2018	2019
Expenditures	214,886	228,995
Revenues	0	0
Net Local	214,886	228,995
FTE	2	2

Capital Program Management Engineering/Construction

Type of Program DM

The planning, development, and implementation of the County Capital Program as it relates to the construction, alteration, demolition, and repair of all County facilities. Provides engineering, and related engineering services, including preparation of plans and specifications for County facilities, and supervises the design and construction of all capital facilities projects. Provides for the maintenance of County engineering records related to facilities.

	2018	2019
Expenditures	84,475	117,556
Revenues	0	0
Net Local	84,475	117,556
FTE	0.7	0.7

Cleaning Operations

Type of Program MD

To maintain County buildings in a clean and sanitary condition.

	2018	2019
Expenditures	1,165,876	1,217,381
Revenues	25,040	26,001
Net Local	1,140,836	1,191,380
FTE	19.875	19.875

Code Compliance

Type of Program MD

To assure that County facilities are in compliance with New York State Building Codes and Property Maintenance Codes.

	2018	2019
Expenditures	14,728	15,305
Revenues	0	0
Net Local	14,728	15,305
FTE	0.1 FTE and Consultants	0.1 FTE and Consultants

Debt Service for Energy Efficiency

Type of Program DD

Debt services payments for energy efficiency projects completed in 2005 and 2006 at 13 County facilites as part of an Energy Performance contract with Johnson Controls, Inc. The energy savings are used to pay the debt service.

	2018	2019
Expenditures	315,074	315,074
Revenues	28,500	28,500
Net Local	286,574	286,574
FTE		

Deferred Maintenance

Type of Program DM

Program to address facility condition deficiencies by replacing or upgrading major building systems or components that have exceeded their service life.

	2018	2019
Expenditures	900,000	0
Revenues	0	0
Net Local	900,000	0
FTE	Use Consultants & Contractors	Use Consultants & Contractors

Facilities Maintenance/Repair

Type of Program MD

To operate and maintain County facilities in good repair and structurally sound.

	2018	2019
Expenditures	1,136,859	1,222,347
Revenues	16,353	22,792
Net Local	1,120,506	1,199,555
FTE	9	9.5

Grounds Keeping/ Landscaping

Type of Program DD

To maintain County grounds (lawns, trees, and plantings) in accordance with normally accepted standards.

	2018	2019
Expenditures	19,578	12,300
Revenues	0	0
Net Local	19,578	12,300
FTE	0.625	0.625

Indoor Air Quality / Environmental Testing & Mitigation/ — Type of Program DM

To conduct environmental testing and mitiagation in response to indoor air quality and environmental issues. Also, conduct assessments/studies/inspections in response to workplace safety hazards.

	2018	2019
Expenditures	17,438	16,010
Revenues	0	0
Net Local	17,438	16,010
FTE	0.1 and Consultants	0.1 and Consultants

Pest management — Type of Program DM

To maintain facilities free from rodent and insect infestation, and grounds free from weeds.

	2018	2019
Expenditures	5,901	5,887
Revenues	0	0
Net Local	5,901	5,887
FTE	Outsourced	Outsourced

Property Insurance — Type of Program MD

Payment of property damage insurance and boiler insurance premiums for County properties.

	2018	2019
Expenditures	160,000	120,000
Revenues	0	0
Net Local	160,000	120,000
FTE	0	0

Rents — Type of Program MD

Payment of rents for County leased properties (DMV, Assigned Counsel, Human Rights, Board of Elections Storage, HSB parking).

	2018	2019
Expenditures	179,000	183,000
Revenues	0	0
Net Local	179,000	183,000
FTE	0	0

Snow & Ice Removal Operations — Type of Program MD

To maintain County parking lots, sidewalks, and entrances free of snow and ice, and safe for vehicles and pedestrians.

	2018	2019
Expenditures	18,989	27,971
Revenues	0	0
Net Local	18,989	27,971
FTE	0.2 + Overtime	0.2 + Overtime

Specialty Cleaning Operations

Type of Program DD

Provides specialty cleaning operations requiring outside contractors such as carpet cleaning, upholstery cleaning, waxing floors, window washing, etc.

	2018	2019
Expenditures	5,227	0
Revenues	0	0
Net Local	5,227	0
FTE	Outsourced	Outsourced

Utilities

Type of Program MD

Payment of hydroelectric, electric, natural gas, and water utilities for County facilities. Also includes payment of improvement taxes for certain facilities, and stormwater and sidewalk assessment fees for all County facilities located in the City of Ithaca. Also includes Solar Liberty annual solar equipment lease payments for installations on 7 County buildings.

	2018	2019
Expenditures	798,300	834,300
Revenues	0	0
Net Local	798,300	834,300
FTE	0	0

Workplace Violence Prevention Control Measures

Type of Program MD

Implementation of engineering control measures at County facilities as required by the New York State Workplace Violence Prevention Act for Public Employees.

	2018	2019
Expenditures	62,438	43,010
Revenues	0	0
Net Local	62,438	43,010
FTE	0.1 FTE and Consultants	0.1 FTE and Consultants

Finance Department

The Finance Director is the County's chief fiscal officer, whose duty it is to receive, disburse and account for all financial transactions of the organization.

Consolidated Budget

	2016 Actual	2017 Actual	2018 Modified	2019 Target	2019 Req OTR's	2019 Rec OTR's	2019 Total Rec
Expenditures							
Salary and Wages	749,476	685,192	754,789	789,178	0	0	789,178
Overtime	0	535	0	0	0	0	0
Premium Pay	6,445	9,229	2,800	8,000	0	0	8,000
Fringe Benefits	345,531	302,819	373,870	389,102	0	0	389,102
Other Capital Equip	5,708	14,463	11,868	10,147	0	0	10,147
Other Supplies	9,294	8,547	10,760	14,357	0	0	14,357
Travel Training	1,881	3,509	7,700	14,000	0	0	14,000
Professional Services	67,325	52,705	103,600	103,600	0	0	103,600
All Other Contr. Svcs	47,410	20,273	42,010	39,510	0	0	39,510
Program Expense	23,404	20,828	34,132	34,500	0	0	34,500
Utilities	1,118	1,083	1,225	1,200	0	0	1,200
Other	23,044	22,418	26,620	27,295	0	0	27,295
Total Expenditures	1,280,636	1,141,601	1,369,374	1,430,889	0	0	1,430,889
Revenues							
Local Revenues	257,250	178,116	198,503	209,145	0	0	209,145
Other Revenues	113,330	167,248	145,911	145,911	0	0	145,911
Interfund Transf & Rev	25,792	26,372	30,107	31,954	0	0	31,954
Total Revenues	396,372	371,736	374,521	387,010	0	0	387,010
Dept. Net Local	884,264	769,865	994,853	1,043,879	0	0	1,043,879

Finance Department

Full Time Equivalents

	2015 Budget	2016 Budget	2017 Budget	2018 Budget	2019 Target	OTR Req	OTR Rec	2019 Total
Account Clerk	0.00	0.00	0.00	1.00	1.00	0.00	0.00	1.00
Account Clerk/Typist	0.00	0.00	0.00	1.00	1.00	0.00	0.00	1.00
Administrative Assistant	2.00	2.00	1.85	1.00	1.00	0.00	0.00	1.00
Administrative Assistant Level 3	1.00	1.00	1.00	0.00	0.00	0.00	0.00	0.00
Auditor	1.00	1.00	0.00	0.00	0.00	0.00	0.00	0.00
Buyer	1.00	1.00	1.00	1.00	1.00	0.00	0.00	1.00
Deputy Finance Director	0.00	1.00	1.00	1.00	1.00	0.00	0.00	1.00
Director of Accounting Services	1.00	1.00	1.00	1.00	1.00	0.00	0.00	1.00
Finance Director	1.00	1.00	1.00	1.00	1.00	0.00	0.00	1.00
Payroll Coordinator	1.00	1.00	1.00	1.00	1.00	0.00	0.00	1.00
Payroll Specialist	1.00	1.00	1.00	1.00	1.00	0.00	0.00	1.00
Principal Account Clerk/Typist	0.00	0.00	1.00	1.00	1.00	0.00	0.00	1.00
Senior Account Clerk/Typist	1.00	1.00	2.00	2.00	2.00	0.00	0.00	2.00
Treasury Manager	1.00	1.00	1.00	1.00	1.00	0.00	0.00	1.00
	11.00	**12.00**	**12.85**	**13.00**	**13.00**	**0.00**	**0.00**	**13.00**

Finance Department

1310 TREASURY

	2016 Actual	2017 Actual	2018 Modified	2019 Target	2019 Req OTR's	2019 Rec OTR's	2019 Total Rec
Expenditures							
Salary and Wages	246,367	199,893	203,169	201,074	0	0	201,074
Premium Pay	1,625	2,108	700	1,750	0	0	1,750
Fringe Benefits	113,357	87,689	100,609	98,998	0	0	98,998
Other Capital Equip	0	865	3,368	0	0	0	0
Other Supplies	4,573	5,207	6,040	8,488	0	0	8,488
Travel Training	0	102	0	4,000	0	0	4,000
Professional Services	13,425	0	0	0	0	0	0
All Other Contr. Svcs	390	14,044	15,510	15,510	0	0	15,510
Program Expense	23,404	20,828	34,132	34,500	0	0	34,500
Utilities	298	289	400	400	0	0	400
Other	11,324	10,478	12,000	12,000	0	0	12,000
Total Expenditures	414,763	341,503	375,928	376,720	0	0	376,720
Revenues							
Local Revenues	199,666	115,483	113,150	116,598	0	0	116,598
Other Revenues	113,330	167,075	145,911	145,911	0	0	145,911
Interfund Transf & Rev	16,012	16,372	17,027	17,894	0	0	17,894
Total Revenues	329,008	298,930	276,088	280,403	0	0	280,403
Budgeting Unit Net Local	85,755	42,573	99,840	96,317	0	0	96,317

Finance Department

1315 ACCOUNTING

	2016 Actual	2017 Actual	2018 Modified	2019 Target	2019 Req OTR's	2019 Rec OTR's	2019 Total Rec
Expenditures							
Salary and Wages	450,104	432,661	496,184	530,428	0	0	530,428
Overtime	0	535	0	0	0	0	0
Premium Pay	2,949	3,768	1,400	4,500	0	0	4,500
Fringe Benefits	207,090	190,824	245,558	261,098	0	0	261,098
Other Capital Equip	3,836	12,050	5,800	7,397	0	0	7,397
Other Supplies	4,373	3,067	4,320	5,469	0	0	5,469
Travel Training	1,881	2,306	6,000	8,000	0	0	8,000
Professional Services	53,900	52,705	103,600	103,600	0	0	103,600
All Other Contr. Svcs	41,020	229	20,500	18,000	0	0	18,000
Utilities	522	505	500	500	0	0	500
Other	1,294	1,307	2,270	2,970	0	0	2,970
Total Expenditures	766,969	699,957	886,132	941,962	0	0	941,962
Revenues							
Local Revenues	57,584	62,633	85,353	92,547	0	0	92,547
Other Revenues	0	173	0	0	0	0	0
Interfund Transf & Rev	9,780	10,000	13,080	14,060	0	0	14,060
Total Revenues	67,364	72,806	98,433	106,607	0	0	106,607
Budgeting Unit Net Local	699,605	627,151	787,699	835,355	0	0	835,355

1345 PURCHASING

	2016 Actual	2017 Actual	2018 Modified	2019 Target	2019 Req OTR's	2019 Rec OTR's	2019 Total Rec
Expenditures							
Salary and Wages	53,005	52,638	55,436	57,676	0	0	57,676
Premium Pay	1,871	3,353	700	1,750	0	0	1,750
Fringe Benefits	25,084	24,306	27,703	29,006	0	0	29,006
Other Capital Equip	1,872	1,548	2,700	2,750	0	0	2,750
Other Supplies	348	273	400	400	0	0	400
Travel Training	0	1,101	1,700	2,000	0	0	2,000
All Other Contr. Svcs	6,000	6,000	6,000	6,000	0	0	6,000
Utilities	298	289	325	300	0	0	300
Other	188	302	350	325	0	0	325
Total Expenditures	88,666	89,810	95,314	100,207	0	0	100,207
Revenues							
Total Revenues	0	0	0	0	0	0	0
Budgeting Unit Net Local	88,666	89,810	95,314	100,207	0	0	100,207

1950 TAXES ON CO. OWN. PROP.

	2016 Actual	2017 Actual	2018 Modified	2019 Target	2019 Req OTR's	2019 Rec OTR's	2019 Total Rec
Expenditures							
Other	10,238	10,331	12,000	12,000	0	0	12,000
Total Expenditures	10,238	10,331	12,000	12,000	0	0	12,000
Revenues							
Total Revenues	0	0	0	0	0	0	0
Budgeting Unit Net Local	10,238	10,331	12,000	12,000	0	0	12,000

Finance Department

Program Summary

Accounting & Fiscal Control

Type of Program DD

County Charter, NYSGML require the maintenance of financial records in accordance with generally accepted accounting principles. Furthermore the chief fiscal officer is required to submit an annual report to NYS and coordinate an audit of such financial records. The department is responsible for assuring that all expenditures of public resources are for a valid public purpose.

	2018	2019
Expenditures	573,576	621,138
Revenues	33,080	34,060
Net Local	540,496	587,078
FTE	5.1	5.4

Other Revenues

Type of Program MD

Tax Accounts related to property tax enforcement.

	2018	2019
Expenditures	46,500	0
Revenues	154,061	0
Net Local	-107,561	0
FTE	1.5 FTE * salaries are reflected in	

Payroll & Benefit Management

Type of Program DD

Accounting and fiscal management of payroll function.

	2018	2019
Expenditures	244,184	268,737
Revenues	65,353	67,950
Net Local	178,831	200,787
FTE	2.4	2.4

Purchasing

Type of Program DD

Securing goods and services required for operations of County. This activity includes solicitation of qoutations and formal bids as required by NYGML.

	2018	2019
Expenditures	147,157	134,191
Revenues	0	0
Net Local	147,157	134,191
FTE	1.25	1.25

County Charter , NYS GML requires the Chief Fiscal Officer to collect, have custody of, deposit, and disburse all fees and revenues necessary to support operations. The office is also responsible for enforcement of provisions of Real Property Tax Law.

	2018	2019
Expenditures	354,449	398,778
Revenues	122,027	276,955
Net Local	232,422	121,823
FTE	4.25	3.75

Health Department

The mission of the Tompkins County Health Department (TCHD) is to strive to achieve a healthy community by protecting and promoting public health through education, training, advocacy and the provision of services. The Department achieves its mission through collaboration with local providers, human service agencies, schools, business and individuals. As a full service health department TCHD provides a full range of services. The Environmental Health (EH) division monitors and ensures drinking water quality, safety of recreational and food preparation facilities; investigates rabies, lead and other environmental exposures; regulates on-site sewage systems and residential development, environmental hazards; and enforces anti-smoking and tobacco control regulations. The Department is also responsible for communicable disease surveillance, investigation and reporting. TCHD's pre- and post- natal care programs provide a healthy start to families and children; and TCHD ensures that children with special health care needs receive necessary services. Prevention of chronic diseases such as cancer, heart disease and diabetes through education and community collaboration encourages public health and wellness. Through the Community Health Assessment and management of population based data, TCHD helps to establish local health priorities thereby strengthening the local health care system and improving health status. Forensic services are provided via a Medical Examiner to determine cause of death through investigation and certification. Public health preparedness and response is accomplished by means of a Health Related Emergency Operations Plan and public education. The Vital Records Unit administers the system of vital statistic registration of birth and death certificates.

Consolidated Budget

	2016 Actual	2017 Actual	2018 Modified	2019 Target	2019 Req OTR's	2019 Rec OTR's	2019 Total Rec
Expenditures							
Salary and Wages	3,369,871	3,613,897	3,748,534	3,954,522	0	0	3,954,522
Overtime	100	1,752	0	0	0	0	0
Premium Pay	43,396	62,547	19,025	53,476	0	0	53,476
Fringe Benefits	1,547,363	1,587,203	1,856,841	1,953,859	0	0	1,953,859
Automotive Equipment	24,120	0	0	0	157,500	157,500	157,500
Other Capital Equip	78,637	39,025	22,293	16,968	0	0	16,968
Vehicle Fuel and Maint	12,579	14,774	15,700	20,192	0	0	20,192
Other Supplies	187,126	230,640	201,795	203,871	0	0	203,871
Travel Training	23,604	30,883	40,507	33,435	0	0	33,435
Professional Services	271,542	280,159	275,458	273,370	0	0	273,370
Mandate - PreK and EI	5,192,327	5,295,300	5,836,203	5,651,060	0	0	5,651,060
Mandate - Other	166,986	171,783	247,092	205,500	0	0	205,500
All Other Contr. Svcs	15,057	42,376	71,118	90,738	0	0	90,738
Program Expense	11,044	8,032	58,634	10,638	25,000	25,000	35,638
Utilities	30,054	33,523	45,392	51,226	0	0	51,226
Rent	173,969	174,506	178,057	177,857	0	0	177,857
Other	57,401	59,095	72,057	59,010	0	0	59,010
Total Expenditures	11,205,176	11,645,495	12,688,706	12,755,722	182,500	182,500	12,938,222
Revenues							
Federal Aid	704,484	713,122	791,218	768,997	0	0	768,997
State Aid	4,246,582	4,581,513	4,519,114	4,594,455	26,712	26,712	4,621,167
Local Revenues	1,274,162	1,420,473	1,191,274	1,315,275	0	0	1,315,275
Other Revenues	148,312	156,498	156,538	157,295	25,000	25,000	182,295
Interfund Transf & Rev	7,874	19,243	35,525	43,288	0	0	43,288
Applied Rollover (Rev.)	0	0	0	0	105,788	105,788	105,788
Total Revenues	6,381,414	6,890,849	6,693,669	6,879,310	157,500	157,500	7,036,810
Dept. Net Local	4,823,762	4,754,646	5,995,037	5,876,412	25,000	25,000	5,901,412

Health Department

Full Time Equivalents

	2015 Budget	2016 Budget	2017 Budget	2018 Budget	2019 Target	OTR Req	OTR Rec	2019 Total
Account Clerk/Typist	2.00	2.00	2.00	2.00	2.00	0.00	0.00	2.00
Administrative Assistant - Level 2	0.00	0.00	2.00	2.00	2.00	0.00	0.00	2.00
Administrative Assistant - Level 3	0.00	0.00	1.00	1.00	1.00	0.00	0.00	1.00
Administrative Assistant 4	0.00	1.00	1.00	1.00	1.00	0.00	0.00	1.00
Administrative Assistant Level 1	0.00	0.00	0.00	0.00	1.00	0.00	0.00	1.00
Administrative Coordinator	2.00	3.00	3.00	3.00	2.00	0.00	0.00	2.00
Billing Coordinator/System	0.00	0.00	0.00	0.00	1.00	0.00	0.00	1.00
Community Health Nurse	13.60	13.60	15.60	15.60	15.60	0.00	0.00	15.60
Deputy Medical Examiner	0.20	0.20	0.20	0.00	0.00	0.00	0.00	0.00
Deputy Registrar of Vital Records	1.00	1.00	1.00	1.00	1.00	0.00	0.00	1.00
Director Health Promotion Program	1.00	1.00	1.00	1.00	1.00	0.00	0.00	1.00
Director of Children with Special	1.00	1.00	1.00	1.00	1.00	0.00	0.00	1.00
Director of Community Health	0.00	1.00	1.00	1.00	1.00	0.00	0.00	1.00
Director of Environmental Health	1.00	1.00	1.00	1.00	1.00	0.00	0.00	1.00
Director of Patient Services	1.00	0.00	0.00	0.00	0.00	0.00	0.00	0.00
Employee Health and Safety	1.00	1.00	1.00	1.00	1.00	0.00	0.00	1.00
Healthy Neighborhoods Education	1.00	1.00	1.00	1.00	1.00	0.00	0.00	1.00
Information Aide	1.00	1.75	2.75	2.75	2.00	0.00	0.00	2.00
Keyboard Specialist	4.00	4.00	2.00	2.00	2.00	0.00	0.00	2.00
Medical Director	0.25	0.25	0.25	0.25	0.25	0.00	0.00	0.25
Planner/Evaluator	1.00	1.00	1.00	1.00	1.00	0.00	0.00	1.00
Project Assistant	0.00	0.20	0.00	0.00	0.00	0.00	0.00	0.00
Public Health Administrator	1.00	1.00	1.00	1.00	1.00	0.00	0.00	1.00
Public Health Director	1.00	1.00	1.00	1.00	1.00	0.00	0.00	1.00
Public Health Engineer	1.00	1.00	1.00	1.00	1.00	0.00	0.00	1.00
Public Health Preparedness	1.00	1.00	1.00	1.00	1.00	0.00	0.00	1.00
Public Health Sanitarian	9.00	9.00	9.50	9.50	9.50	0.00	0.00	9.50
Public Health Technician	0.00	0.39	0.39	0.39	1.00	0.00	0.00	1.00
Registered Professional Nurse	0.00	1.00	0.00	0.00	0.00	0.00	0.00	0.00
Senior Account Clerk/Typist	6.00	3.69	3.00	3.00	3.00	0.00	0.00	3.00
Senior Community Health Nurse	0.00	3.00	2.00	2.00	2.00	0.00	0.00	2.00
Senior Public Health Sanitarian	3.00	3.00	3.00	3.00	3.00	0.00	0.00	3.00
Supervising Community Health	1.00	1.00	1.00	1.00	1.00	0.00	0.00	1.00
Team Leader	3.00	0.00	0.00	0.00	0.00	0.00	0.00	0.00
WIC Clerk	2.00	2.00	2.00	2.00	2.00	0.00	0.00	2.00
WIC Nutrition Educator	0.80	0.00	0.00	0.00	0.00	0.00	0.00	0.00
WIC Nutrition Educator II	1.50	1.60	1.00	1.00	0.00	0.00	0.00	0.00
WIC Program Director	1.00	1.00	1.00	1.00	1.00	0.00	0.00	1.00
WIC Program Nutritionist	1.00	1.00	2.00	2.00	3.00	0.00	0.00	3.00
	63.35	**64.68**	**66.69**	**66.49**	**67.35**	**0.00**	**0.00**	**67.35**

2960 PRESCHOOL SPECIAL EDUCATI

	2016 Actual	2017 Actual	2018 Modified	2019 Target	2019 Req OTR's	2019 Rec OTR's	2019 Total Rec
Expenditures							
Mandate - PreK and EI	4,723,342	4,713,667	5,181,203	4,996,060	0	0	4,996,060
Total Expenditures	4,723,342	4,713,667	5,181,203	4,996,060	0	0	4,996,060
Revenues							
State Aid	2,351,325	2,462,797	2,435,000	2,418,051	0	0	2,418,051
Local Revenues	495,970	614,084	450,000	550,000	0	0	550,000
Other Revenues	480	0	0	0	0	0	0
Total Revenues	2,847,775	3,076,881	2,885,000	2,968,051	0	0	2,968,051
Budgeting Unit Net Local	1,875,567	1,636,786	2,296,203	2,028,009	0	0	2,028,009

4010 PH ADMINISTRATION

	2016 Actual	2017 Actual	2018 Modified	2019 Target	2019 Req OTR's	2019 Rec OTR's	2019 Total Rec
Expenditures							
Salary and Wages	547,787	616,097	650,739	677,028	0	0	677,028
Overtime	0	97	0	0	0	0	0
Premium Pay	2,705	13,798	3,165	9,088	0	0	9,088
Fringe Benefits	241,723	270,636	322,702	334,893	0	0	334,893
Automotive Equipment	0	0	0	0	157,500	157,500	157,500
Other Capital Equip	15,757	4,837	3,230	3,000	0	0	3,000
Vehicle Fuel and Maint	0	0	13,700	19,192	0	0	19,192
Other Supplies	8,076	9,019	13,822	11,915	0	0	11,915
Travel Training	6,544	7,944	10,431	10,700	0	0	10,700
All Other Contr. Svcs	1,154	1,179	1,604	1,179	0	0	1,179
Program Expense	644	0	8,707	0	0	0	0
Utilities	5,315	5,705	6,091	6,092	0	0	6,092
Rent	68,632	67,866	77,986	77,986	0	0	77,986
Other	7,997	7,751	10,166	10,275	0	0	10,275
Total Expenditures	906,334	1,004,929	1,122,343	1,161,348	157,500	157,500	1,318,848
Revenues							
Federal Aid	110,482	83,829	87,367	87,367	0	0	87,367
State Aid	44,845	43,807	47,481	48,108	0	0	48,108
Local Revenues	1,700	20	3,000	2,100	0	0	2,100
Other Revenues	240	5,526	0	0	25,000	25,000	25,000
Applied Rollover (Rev.)	0	0	0	0	105,788	105,788	105,788
Total Revenues	157,267	133,182	137,848	137,575	130,788	130,788	268,363
Budgeting Unit Net Local	749,067	871,747	984,495	1,023,773	26,712	26,712	1,050,485

Health Department

4012 WOMEN, INFANTS & CHILDREN	2016 Actual	2017 Actual	2018 Modified	2019 Target	2019 Req OTR's	2019 Rec OTR's	2019 Total Rec
Expenditures							
Salary and Wages	232,729	256,079	279,339	295,502	0	0	295,502
Overtime	100	160	0	0	0	0	0
Premium Pay	6,038	16,505	1,300	4,000	0	0	4,000
Fringe Benefits	109,187	118,398	138,495	146,187	0	0	146,187
Automotive Equipment	24,120	0	0	0	0	0	0
Other Capital Equip	2,344	2,669	0	0	0	0	0
Vehicle Fuel and Maint	1,161	436	1,000	1,000	0	0	1,000
Other Supplies	34,611	25,504	23,168	11,339	0	0	11,339
Travel Training	2,738	8,438	8,343	5,081	0	0	5,081
Professional Services	7,239	19,815	49,840	39,260	0	0	39,260
All Other Contr. Svcs	928	2,538	2,721	4,070	0	0	4,070
Program Expense	7,907	7,501	13,994	1,938	0	0	1,938
Utilities	3,335	3,593	6,794	4,782	0	0	4,782
Rent	15,324	15,224	15,524	15,324	0	0	15,324
Other	4,944	6,135	7,300	2,300	0	0	2,300
Total Expenditures	452,705	482,995	547,818	530,783	0	0	530,783
Revenues							
Federal Aid	452,314	482,992	547,818	530,783	0	0	530,783
Other Revenues	2,259	1,291	0	0	0	0	0
Total Revenues	454,573	484,283	547,818	530,783	0	0	530,783
Budgeting Unit Net Local	-1,868	-1,288	0	0	0	0	0

4013 OCCUPATIONAL HLTH.& SFTY.

	2016 Actual	2017 Actual	2018 Modified	2019 Target	2019 Req OTR's	2019 Rec OTR's	2019 Total Rec
Expenditures							
Salary and Wages	30,828	48,141	58,851	61,972	0	0	61,972
Fringe Benefits	14,092	20,898	29,073	30,249	0	0	30,249
Other Capital Equip	1,576	0	0	0	0	0	0
Other Supplies	1,584	285	2,295	1,250	0	0	1,250
Travel Training	1,507	2,798	5,000	2,500	0	0	2,500
Professional Services	15,755	100	600	3,100	0	0	3,100
All Other Contr. Svcs	0	6,669	8,249	8,179	0	0	8,179
Program Expense	0	0	0	0	25,000	25,000	25,000
Utilities	339	538	720	720	0	0	720
Rent	664	664	664	664	0	0	664
Other	443	215	1,015	800	0	0	800
Total Expenditures	66,788	80,308	106,467	109,434	25,000	25,000	134,434
Revenues							
Total Revenues	0	0	0	0	0	0	0
Budgeting Unit Net Local	66,788	80,308	106,467	109,434	25,000	25,000	134,434

4014 MEDICAL EXAMINER

	2016 Actual	2017 Actual	2018 Modified	2019 Target	2019 Req OTR's	2019 Rec OTR's	2019 Total Rec
Expenditures							
Salary and Wages	16,477	9,747	0	0	0	0	0
Premium Pay	65	70	0	0	0	0	0
Fringe Benefits	7,562	4,262	0	0	0	0	0
Travel Training	0	550	0	0	0	0	0
Professional Services	36,366	49,720	18,990	0	0	0	0
Other	459	782	247	0	0	0	0
Total Expenditures	60,929	65,131	19,237	0	0	0	0
Revenues							
Total Revenues	0	0	0	0	0	0	0
Budgeting Unit Net Local	60,929	65,131	19,237	0	0	0	0

Health Department

4015 VITAL RECORDS

	2016 Actual	2017 Actual	2018 Modified	2019 Target	2019 Req OTR's	2019 Rec OTR's	2019 Total Rec
Expenditures							
Salary and Wages	42,539	43,235	43,524	45,284	0	0	45,284
Premium Pay	500	550	550	1,000	0	0	1,000
Fringe Benefits	19,673	19,007	21,751	22,591	0	0	22,591
Other Capital Equip	0	0	500	0	0	0	0
Other Supplies	1,311	144	2,125	2,125	0	0	2,125
Professional Services	190	0	0	0	0	0	0
All Other Contr. Svcs	442	2,404	1,405	1,405	0	0	1,405
Utilities	415	445	475	475	0	0	475
Rent	1,844	1,844	1,844	1,844	0	0	1,844
Other	98	74	200	200	0	0	200
Total Expenditures	67,012	67,703	72,374	74,924	0	0	74,924
Revenues							
Local Revenues	130,550	109,754	108,000	108,000	0	0	108,000
Total Revenues	130,550	109,754	108,000	108,000	0	0	108,000
Budgeting Unit Net Local	-63,538	-42,051	-35,626	-33,076	0	0	-33,076

Health Department

4016 COMMUNITY HEALTH

	2016 Actual	2017 Actual	2018 Modified	2019 Target	2019 Req OTR's	2019 Rec OTR's	2019 Total Rec
Expenditures							
Salary and Wages	712,508	760,407	788,343	834,823	0	0	834,823
Overtime	0	1,338	0	0	0	0	0
Premium Pay	4,657	15,277	4,310	12,400	0	0	12,400
Fringe Benefits	327,816	337,306	391,174	413,530	0	0	413,530
Other Capital Equip	24,413	3,804	8,563	6,968	0	0	6,968
Vehicle Fuel and Maint	3,761	5,443	0	0	0	0	0
Other Supplies	93,891	119,747	111,038	127,807	0	0	127,807
Travel Training	5,118	4,286	3,000	7,604	0	0	7,604
Professional Services	174,624	181,474	176,878	201,860	0	0	201,860
All Other Contr. Svcs	6,870	6,815	26,814	18,927	0	0	18,927
Program Expense	0	0	7,526	0	0	0	0
Utilities	8,262	9,505	11,405	16,495	0	0	16,495
Rent	28,029	28,667	28,648	28,648	0	0	28,648
Other	13,764	13,189	13,913	17,412	0	0	17,412
Total Expenditures	1,403,713	1,487,258	1,571,612	1,686,474	0	0	1,686,474
Revenues							
Federal Aid	73,829	79,795	82,446	78,010	0	0	78,010
State Aid	82,365	70,566	77,990	77,990	0	0	77,990
Local Revenues	185,785	186,970	174,653	185,597	0	0	185,597
Other Revenues	1,473	126	14,038	10,920	0	0	10,920
Interfund Transf & Rev	3,314	15,172	22,203	43,288	0	0	43,288
Total Revenues	346,766	352,629	371,330	395,805	0	0	395,805
Budgeting Unit Net Local	1,056,947	1,134,629	1,200,282	1,290,669	0	0	1,290,669

4017 MEDICAL EXAMINER PROGRAM

	2016 Actual	2017 Actual	2018 Modified	2019 Target	2019 Req OTR's	2019 Rec OTR's	2019 Total Rec
Expenditures							
Mandate - Other	166,986	171,783	247,092	205,500	0	0	205,500
Total Expenditures	166,986	171,783	247,092	205,500	0	0	205,500
Revenues							
Total Revenues	0	0	0	0	0	0	0
Budgeting Unit Net Local	166,986	171,783	247,092	205,500	0	0	205,500

Health Department

4018 HEALTHY NEIGHBORHOOD PROG

	2016 Actual	2017 Actual	2018 Modified	2019 Target	2019 Req OTR's	2019 Rec OTR's	2019 Total Rec
Expenditures							
Salary and Wages	88,054	98,347	91,084	94,507	0	0	94,507
Premium Pay	5,044	2,041	455	1,238	0	0	1,238
Fringe Benefits	39,573	39,348	42,695	44,288	0	0	44,288
Other Capital Equip	713	199	375	0	0	0	0
Other Supplies	31,121	56,898	30,680	28,147	0	0	28,147
Travel Training	2,345	352	2,000	1,000	0	0	1,000
Program Expense	0	0	13,828	0	0	0	0
Utilities	415	445	520	520	0	0	520
Rent	1,554	1,518	1,519	1,519	0	0	1,519
Other	347	1,262	4,163	1,150	0	0	1,150
Total Expenditures	169,166	200,410	187,319	172,369	0	0	172,369
Revenues							
State Aid	174,934	208,629	187,319	172,368	0	0	172,368
Total Revenues	174,934	208,629	187,319	172,368	0	0	172,368
Budgeting Unit Net Local	-5,768	-8,219	0	1	0	0	1

Health Department

4047 PLNG. & COORD. OF C.S.N.

	2016 Actual	2017 Actual	2018 Modified	2019 Target	2019 Req OTR's	2019 Rec OTR's	2019 Total Rec
Expenditures							
Salary and Wages	788,460	808,830	860,159	894,933	0	0	894,933
Premium Pay	18,678	5,836	3,900	10,750	0	0	10,750
Fringe Benefits	368,943	353,646	426,413	442,064	0	0	442,064
Other Capital Equip	2,328	1,430	1,500	0	0	0	0
Vehicle Fuel and Maint	1,531	1,426	0	0	0	0	0
Other Supplies	9,206	6,750	7,500	5,807	0	0	5,807
Travel Training	1,938	1,667	3,758	1,500	0	0	1,500
Professional Services	0	75	0	0	0	0	0
All Other Contr. Svcs	2,032	2,133	9,333	30,141	0	0	30,141
Utilities	4,890	6,123	9,245	12,000	0	0	12,000
Rent	23,766	23,766	19,862	19,862	0	0	19,862
Other	20,918	20,941	22,468	16,788	0	0	16,788
Total Expenditures	1,242,690	1,232,623	1,364,138	1,433,845	0	0	1,433,845
Revenues							
Federal Aid	57,917	47,776	57,848	57,848	0	0	57,848
State Aid	106,428	114,526	109,350	114,625	0	0	114,625
Local Revenues	84,895	101,838	84,000	87,578	0	0	87,578
Other Revenues	131,211	128,567	132,000	128,500	0	0	128,500
Interfund Transf & Rev	4,560	4,071	13,322	0	0	0	0
Total Revenues	385,011	396,778	396,520	388,551	0	0	388,551
Budgeting Unit Net Local	857,679	835,845	967,618	1,045,294	0	0	1,045,294

4048 PHYS.HANDIC.CHIL.TREATMNT

	2016 Actual	2017 Actual	2018 Modified	2019 Target	2019 Req OTR's	2019 Rec OTR's	2019 Total Rec
Expenditures							
Program Expense	1,660	0	8,000	8,000	0	0	8,000
Total Expenditures	1,660	0	8,000	8,000	0	0	8,000
Revenues							
State Aid	875	0	4,000	4,000	0	0	4,000
Total Revenues	875	0	4,000	4,000	0	0	4,000
Budgeting Unit Net Local	785	0	4,000	4,000	0	0	4,000

Health Department

4054 EARLY INTERV (BIRTH-3)

	2016 Actual	2017 Actual	2018 Modified	2019 Target	2019 Req OTR's	2019 Rec OTR's	2019 Total Rec
Expenditures							
Mandate - PreK and EI	468,985	581,633	655,000	655,000	0	0	655,000
Total Expenditures	468,985	581,633	655,000	655,000	0	0	655,000
Revenues							
State Aid	239,642	333,289	318,500	318,500	0	0	318,500
Local Revenues	-808	27,150	0	0	0	0	0
Other Revenues	285	2,030	0	0	0	0	0
Total Revenues	239,119	362,469	318,500	318,500	0	0	318,500
Budgeting Unit Net Local	229,866	219,164	336,500	336,500	0	0	336,500

4090 ENVIRONMENTAL HEALTH

	2016 Actual	2017 Actual	2018 Modified	2019 Target	2019 Req OTR's	2019 Rec OTR's	2019 Total Rec
Expenditures							
Salary and Wages	910,489	973,014	976,495	1,050,473	0	0	1,050,473
Overtime	0	157	0	0	0	0	0
Premium Pay	5,709	8,470	5,345	15,000	0	0	15,000
Fringe Benefits	418,794	423,702	484,538	520,057	0	0	520,057
Other Capital Equip	31,506	26,086	8,125	7,000	0	0	7,000
Vehicle Fuel and Maint	6,126	7,469	1,000	0	0	0	0
Other Supplies	7,326	12,293	11,167	15,481	0	0	15,481
Travel Training	3,414	4,848	7,975	5,050	0	0	5,050
Professional Services	37,368	28,975	29,150	29,150	0	0	29,150
All Other Contr. Svcs	3,631	20,638	20,992	26,837	0	0	26,837
Program Expense	833	531	6,579	700	0	0	700
Utilities	7,083	7,169	10,142	10,142	0	0	10,142
Rent	34,156	34,957	32,010	32,010	0	0	32,010
Other	8,431	8,746	12,585	10,085	0	0	10,085
Total Expenditures	1,474,866	1,557,055	1,606,103	1,721,985	0	0	1,721,985
Revenues							
Federal Aid	9,942	18,730	15,739	14,989	0	0	14,989
State Aid	171,231	197,294	180,065	210,614	0	0	210,614
Local Revenues	376,070	380,657	371,621	382,000	0	0	382,000
Other Revenues	12,364	18,958	10,500	17,875	0	0	17,875
Total Revenues	569,607	615,639	577,925	625,478	0	0	625,478
Budgeting Unit Net Local	905,259	941,416	1,028,178	1,096,507	0	0	1,096,507

4095 PUBLIC HEALTH STATE AID

	2016 Actual	2017 Actual	2018 Modified	2019 Target	2019 Req OTR's	2019 Rec OTR's	2019 Total Rec
Revenues							
State Aid	1,074,937	1,150,605	1,159,409	1,230,199	26,712	26,712	1,256,911
Total Revenues	1,074,937	1,150,605	1,159,409	1,230,199	26,712	26,712	1,256,911
Budgeting Unit Net Local	-1,074,937	-1,150,605	-1,159,409	-1,230,199	-26,712	-26,712	-1,256,911

OTR # 58 **Priority** 1 **OTR Name** Ergonomic Assistance Pool

Description This OTR will create a funding pool to support the purchase of needed ergonomic equipment by County Departments following an assessment by an ergonomic consultant. Currently ergonomic assessments are free through Midstate Education and Service Foundation/Empowerment Ergonomics and a Department of Labor grant. Departments frequently do not have funds available to make the improvements recommended. Funds would be available for purchases above a certain dollar value ($250) if departments are unable to secure funding in their operating budgets.

		Account	Requested		Recommended	
4013	54400	PROGRAM EXPENSE	25,000	ONE-TIME	25,000	ONE-TIME
		Local Share	25,000		25,000	

OTR # 59 **Priority** 1 **OTR Name** Vehicle Replacement

Description The Health Department currently operates a fleet of 16 vehicles. In January 2018 we shifted how the fleet was managed. Rather than assigning vehicles to individuals, a department fleet was established, and staff sign out a vehicle the day they need it. This has increased our mileage and use of the vehicles. We will continue this process and in 2019 be able to assess how many vehicles we need in our fleet. The current fleet includes 2-2008, 12-2009 Ford Focus and 2-2007 Chevy Malibu. The Department has proposed using rollover funds to replace five vehicles in late 2018 and five vehicles in 2019. Plans include purchasing three gas/electric powered and two electrics in 2018 and five electrics in 2019. In 2019 a review of use data will be done to right size the fleet in 2020.

		Account	Requested		Recommended	
4010	52231	VEHICLES	105,788	ROLLOVER	105,788	ROLLOVER
4010	42771	INTERDEPARTMENT	-25,000	ONE-TIME	-25,000	ONE-TIME
4095	43401	PUBLIC HEALTH WORK	-26,712	ONE-TIME	-26,712	ONE-TIME
4010	41084	USE OF ROLLOVER	-105,788	ROLLOVER	-105,788	ROLLOVER
4010	52231	VEHICLES	51,712	ONE-TIME	51,712	ONE-TIME
		Local Share	0		0	
		Health Department Total	25,000		25,000	

Health Department

Program Summary

ATUPA/Environmental Tobacco

Type of Program MD

To ensure compliance with the Public Health Law Article 13 (Adolescent Tobacco Use Prevention Act - ATUPA) and the NYS Clean Indoor Act (CIAA).

	2018	2019
Expenditures	54,251	45,285
Revenues	42,807	37,401
Net Local	11,443	7,884
FTE	.41	.37

Children with Special Healthcare Needs & Physically

Type of Program DD

CSHCN-A statewide public health program that provides information, referral, and advocacy services for health and related areas for families of children with special health care need (birth-21). PHCP-To pay for medical services for the treatment of children with severe chronic illnesses/conditions or physical disabilities. Family must meet financial eligibility criteria.

	2018	2019
Expenditures	50,445	56,868
Revenues	29,378	29,378
Net Local	21,067	22,490
FTE	.31	.40

Chronic Disease

Type of Program MD

Program encourages community members, agencies, businesses and stakeholders to address underlying causes of chronic diseases such as cardiovascular, diabetes and respiratory diseases including asthma and COPD. Advocates for policy and organizational changes to support healthy behaviors. Promotes chronic disease prevention and self-management programs to healthcare providers, businesses and targeted groups. Provides Diabetes Prevention Program - an evidence based program certified by the CDC. Prevention of chronic disease is one of two Tompkins County priorities in the 2016-2019 Community Health Improvement Plan (CHIP).

The Advancing Tobacco Free Communities grant works on environmental and policy change to reduce and prevent tobacco use. Examples include smoke free policies and laws, building youth awareness on risks of tobacco use.

	2018	2019
Expenditures	247,439	221,998
Revenues	124,772	113,820
Net Local	122,668	108,878
FTE	2.61	2.27

Communicable Disease

Type of Program MM

Minimize impact to the community and protect the publics health through early identification of communicable disease; timely disease reporting by hospitals, labs, and providers to local and state health departments; send provider alerts on communicable disease screening, testing, and treatment; and provide education to the public and/or affected persons regarding the risks and prevention of communicable disease.

	2018	2019
Expenditures	770,149	879,108
Revenues	377,796	422,403
Net Local	392,354	456,705
FTE	5.50	5.79

Community Health Assessment, Community Health

Type of Program MD

Community Health Assessment (CHA) - Health Promotion Program (HPP) produces and maintains the CHA and CHIP, a mandated requirement. Staff participates with a network of community agencies that identify health access needs and resources, plans programs with this network and other stakeholders to address access needs, and social determinants of health such as (but not limited to) socioeconomic factors and transportation and housing issues. Responds to community inquiries on these topics. Reviews and updates relevant data to CHA and CHIP.

Participates in local Delivery System Reform Incentive Payment (DSRIP) network (Care Compass Network)

Collaborates with Public Health Improvement Plan (PHIP) contractor to further assess needs and resources to achieve population health goals. The current CHIP 2016-2019 has two priorities: 1) Prevention of chronic disease, 2) Promotion of mental health and prevention of substance abuse.

	2018	2019
Expenditures	0	21,352
Revenues	0	7,907
Net Local	0	13,446
FTE	0	.21

Community Sanitation & Food

Type of Program MD

To ensure permitted facilities are constructed, maintained, and operated in a manner to eliminate illnesses, injuries, and death. Facilities include restaurants and other food service establishments, mobile home parks, swimming pools and bathing beaches, children's camps, hotels/motels, campgrounds, mass gatherings and agricultural fairgrounds.

	2018	2019
Expenditures	539,946	623,319
Revenues	359,216	401,863
Net Local	180,730	221,456
FTE	6.24	6.96

CPSE Admin

Type of Program MD

Provides the administrative support to seek reimbursement from the state and federal governments to reduce the cost to the county. Ensures regulatory oversight of the process and services delivered to Preschool Special Education. Recruits agency and independent contractors to ensure adequate capacity for special needs service delivery of preschool students for Tompkins County. Provides oversight of individual and agency contract service providers. Provides financial reimbursement to individual service providers, agencies and provides financial reimbursement for assistive technology needed for preschoolers to access their education.

	2018	2019
Expenditures	194,373	252,259
Revenues	34,350	38,625
Net Local	160,023	213,634
FTE	2.24	2.90

Early Intervention Administration

Type of Program MD

Provides the administrative support to seek reimbursement from the state and federal government to reduce cost to the County. Ensures regulatory oversight of the referral process, parent rights, services delivered, assistive technology and the transition process to Preschool Special Education. Provides oversight of individual and agency contract service providers.

Provides Early Intervention Program Administration - Ensures regulatory oversight for program including referral/qualifying process, parental rights, service plan and delivery, transition process to preschool special education.

	2018	2019
Expenditures	938,903	970,534
Revenues	164,470	160,970
Net Local	774,433	809,564
FTE	10.11	9.20

Early Intervention Service Coordination

Type of Program MD

Coordinates evaluations and services, ensures service deliver and timeliness, provides advocacy, monitors effectiveness of services delivered, adjusts services as needed, ensures communication with medical home and facilitates the transition process. To ensure the child with special needs has adequate resources, appropriate service delivery and assistive technology to address developmental delays.

	2018	2019
Expenditures	171,829	167,184
Revenues	159,000	163,578
Net Local	12,829	3,606
FTE	1.24	1.50

Early Intervention Services

Type of Program MM

Program is for children from birth to age 3 who have developmental delays and disabilities to ensure that these children receive the services needed to maximize their developmental potential, and the capacity of families to meet their special needs.

	2018	2019
Expenditures	655,000	655,000
Revenues	318,500	318,500
Net Local	336,500	336,500
FTE		

Family Health

Type of Program MD

Educate and support income eligible pregnant women to access early prenatal care to achieve a healthy birth outcome. Services include performing pregnancy testing, presumptive eligibility for Medicaid, prenatal office & home visits, teaching childbirth education classes, postpartum home visits to mother and baby, and referrals to community resources. Maternal child health preventive home visits serve identified at-risk women and babies. Other services include assessments to promote injury prevention, to prevent infant mortality, to provide family planning education, etc. Lead case management services are provided to those families identified with elevated lead levels in children (birth to 18 years).

	2018	2019
Expenditures	815,105	802,234
Revenues	387,302	378,569
Net Local	427,803	423,664
FTE	8.60	7.89

Public Health Administration

Type of Program MD

This program provides resources and oversight to the Public Health Department for efficient and optimal functioning of each division and program according to local, state, and federal rules and regulations. The mission of the department is to strive to achieve a healthy community by protecting and promoting public health through education, training, advocacy and the provision of services.

	2018	2019
Expenditures	774,420	818,366
Revenues	292,104	303,031
Net Local	482,317	515,335
FTE	7.25	7.25

Healthy Neighborhoods Grant

Type of Program DD

To promote healthy homes in target at-risk areas by preventing or minimizing indoor air pollution, residential fire deaths, lead poisoning, reducing exposure to second-hand tobacco smoke and to reduce hospitalizations due to asthma exacerbations by reducing asthma triggers in the home.

	2018	2019
Expenditures	187,319	172,368
Revenues	187,319	172,368
Net Local	0	0
FTE	1.85	1.85

Immunizations

Type of Program MD

Provide routine childhood and adult immunizations including seasonal influenza and respond to emergent illness and outbreaks such as measles and pertussis.

	2018	2019
Expenditures	145,347	177,878
Revenues	105,060	117,743
Net Local	40,377	60,135
FTE	1.44	1.82

Individual Water Supply & Sewage/Realty Subdivisions

Type of Program MD

To protect public health by preventing disease and illness due to inadequately treated household sewage and to provide technical resources to residents with individual water systems.

	2018	2019
Expenditures	382,122	431,024
Revenues	202,724	253,462
Net Local	179,399	177,562
FTE	4.36	4.86

Medical Examiner

Type of Program MM

Medical Examiner's oversee the process of forensic medical services to determine cause of death through appropriate investigation and certification. Autopsy services by a forensic pathologist, forensic labs, and removals are contracted out. In addition, Medical Examiner's may provide epidemiological data and community education as required, including advocating for changes as needed (e.g. suicide prevention education, improvement of traffic patterns at a hazardous intersection).

	2018	2019
Expenditures	266,329	205,500
Revenues	0	0
Net Local	266,329	205,500
FTE	0	0

Occupational Health & Safety

Type of Program DD

The Occupational Health & Safety Program ensures that the requirements of local, state, and federal mandates and guidelines are met for the protection of employees, clients, and the public. The Coordinator supervises department training activities and conducts training on various safety concerns and hazards. The Coordinator also provides some direct services to departments such as hearing screening and fit tests for respirators. Provides quarterly computerized generated safety audits of all departments. Serves as a coordinator for Workplace Violence Prevention, includes providing audits for all departments annually.

	2018	2019
Expenditures	106,467	109,434
Revenues	0	0
Net Local	106,467	109,434
FTE	1.0	1.00

Other Environmental Health Services

Type of Program MD

This category covers many small, varied Environmental Health programs - from responding to garbage and indoor air complaints to responding to spills and emergency situations at water supplies and other locations throughout the County. Environmental Health Divisions are also beginning to be involved in planning for anticipated changes due to climate change. The Radon Grant is also included.

	2018	2019
Expenditures	60,805	83,908
Revenues	22,840	15,164
Net Local	37,965	68,744
FTE	.61	.85

Preschool Special Education Services

Type of Program MM

Contracts with qualified individual professionals and agencies for the provision of evaluation, therapeutic, and transportation services as indicated on the child's Individual Education Plan (IEP) and to ensure compliance with all State Education and NYSDOH regulations with 11 school districts serviced while maximizing reimbursement.

	2018	2019
Expenditures	5,181,203	4,996,060
Revenues	2,885,000	2,968,051
Net Local	2,296,203	2,028,009
FTE		

Public Health Preparedness

Type of Program MD

To strengthen the county's health security by saving lives and protecting against public health threats, whether at home or abroad, natural or man-made. Health security depends on the ability of our county to prevent, protect against, mitigate, respond to, and recover from public health threats.

	2018	2019
Expenditures	108,593	107,971
Revenues	95,373	94,996
Net Local	13,220	12,974
FTE	1.23	1.21

Public Water Supply

Type of Program MD

To protect public health by preventing disease and illness by ensuring that public water systems provide potable drinking water in compliance with Part 5 of the NYS Sanitary Code and the federal Safe Drinking Water Act.

	2018	2019
Expenditures	363,148	337,690
Revenues	200,277	199,408
Net Local	162,871	138,281
FTE	4.13	3.81

Vital Records

Type of Program DM

Vital Records provides timely filing/completion of birth, death and burial transit permits. The office also provides certified copies of birth and death certificates or transcripts. All requests for records of this nature would be forwarded to Albany if the local office were not in existence. The department is also able to use the statistical data for planning interventions and assessing a variety of health indicators.

	2018	2019
Expenditures	72,374	74,924
Revenues	108,000	108,000
Net Local	-35,626	-33,076
FTE	1	1.00

WIC

Type of Program DM

The mission of WIC is to safeguard and improve the health of low-income women, infants, and preschool children who are at nutritional risk by providing at no cost: 1) healthy foods to supplement diets, 2) information on healthy eating, and 3) promoting healthy lifestyles including physical activity, and 4) referrals to health care.

	2018	2019
Expenditures	547,818	530,783
Revenues	547,818	530,783
Net Local	0	0
FTE	6.0	6.00

Prevention & Family Recovery (PFR) Grant (Family Tx

Type of Program DD

Family Treatment Court is enhancing existing home visitation service by providing training and capacity building support through the use of an evidence based home visitation training curriculum - SafeCare

Target population is families with children under age six who 1) are at risk for neglect or abuse , or 2) have been reported for maltreatment and involved with Family Treatment Court.

	2018	2019
Expenditures	41,191	19,674
Revenues	35,526	43,288
Net Local	5,665	-23,615
FTE	.36	.21

Highway Department

The Highway Division maintains approximately 302 highway miles, 109 bridges, and more than 4,600 signs in Tompkins County. The mission of the Highway Division is "to provide highway and bridge construction, maintenance, and emergency services safely, effectively, and efficiently for our local and traveling public, while promoting self-esteem growth as individuals".

County Road Administration: Administrative staff provides services to the public, as well as internal customers, by managing the required information needed to maintain the Highway Division.

Highway Maintenance: Road maintenance staff constructs, maintains, and repairs roads; maintains intersections and roadside drainage; eliminates roadside hazards; and repairs guiderails.

Snow Removal: The Highway Division also serves the public with snow and ice maintenace on most County Roads, as well as some Town Roads, working to provide safe driving conditions for the traveling public during inclement winter weather.

Bridges: This program includes design and construction of new bridges and bridge repairs for spans of 20 feet or more on County roads and 25 feet or more on Town roads. Its purpose is to preserve and efficiently maintain the 109 bridge structures for the safety of people, goods, and services.

Traffic Control: The Highway Division serves the public in maintaining and replacing signage and pavement markings, which includes close to 302 miles of roadway and approximately 4,638 signs.

Consolidated Budget

	2016 Actual	2017 Actual	2018 Modified	2019 Target	2019 Req OTR's	2019 Rec OTR's	2019 Total Rec
Expenditures							
Salary and Wages	1,658,629	1,642,369	1,783,763	1,763,104	0	0	1,763,104
Overtime	93,469	101,766	103,500	111,823	0	0	111,823
Premium Pay	13,258	14,107	9,400	35,925	0	0	35,925
Fringe Benefits	778,316	725,419	913,789	932,687	0	0	932,687
Other Capital Equip	7,132	61,500	27,400	27,400	0	0	27,400
Highway Materials	2,302,056	2,777,636	2,501,625	2,260,871	0	0	2,260,871
Other Supplies	7,403	7,118	22,975	22,975	0	0	22,975
Travel Training	7,697	8,754	9,500	9,500	0	0	9,500
Professional Services	0	0	1,700	1,700	0	0	1,700
All Other Contr. Svcs	1,438,250	1,490,368	1,596,683	1,597,243	0	0	1,597,243
Program Expense	134,963	135,952	140,000	140,000	0	0	140,000
Utilities	6,142	6,247	9,000	9,000	0	0	9,000
Other	623,072	386,631	633,540	668,540	0	0	668,540
Other Finance	814,657	492,154	0	0	0	0	0
Total Expenditures	7,885,044	7,850,021	7,752,875	7,580,768	0	0	7,580,768
Revenues							
Federal Aid	43,309	53,088	0	0	0	0	0
State Aid	2,491,923	2,789,503	2,770,816	2,482,948	0	0	2,482,948
Other Revenues	19,922	31,923	6,000	6,000	0	0	6,000
Interfund Transf & Rev	4,888,246	4,805,404	4,931,044	5,091,820	0	0	5,091,820
Total Revenues	7,443,400	7,679,918	7,707,860	7,580,768	0	0	7,580,768
Dept. Net Local	441,644	170,103	45,015	0	0	0	0

Highway Department

Full Time Equivalents

	2015 Budget	2016 Budget	2017 Budget	2018 Budget	2019 Target	OTR Req	OTR Rec	2019 Total
Account Clerk Typist	0.75	1.00	1.00	0.00	1.00	0.00	0.00	1.00
Administrative Assistant	1.00	1.00	1.00	1.00	0.00	0.00	0.00	0.00
Assistant Highway Director	1.00	1.00	1.00	1.00	1.00	0.00	0.00	1.00
Associate Civil Engineer	1.00	1.50	1.50	1.50	1.00	0.00	0.00	1.00
Bridge Mechanic	0.00	1.00	1.00	1.00	1.00	0.00	0.00	1.00
Civil Engineer	1.00	1.00	0.00	1.00	1.00	0.00	0.00	1.00
County Highway Director	1.00	1.00	1.00	1.00	1.00	0.00	0.00	1.00
Engineering Technician	1.00	1.00	2.00	2.00	1.00	0.00	0.00	1.00
Heavy Equipment Operator	8.00	8.00	9.00	10.00	9.00	0.00	0.00	9.00
Highway Crew Supervisor	2.00	2.00	2.00	2.00	3.00	0.00	0.00	3.00
Highway Technician	1.00	1.00	1.00	1.00	1.00	0.00	0.00	1.00
Motor Equipment Operator	10.00	10.00	9.00	8.00	8.00	0.00	0.00	8.00
Seasonal Worker	4.19	3.44	3.44	3.44	3.94	0.00	0.00	3.94
Senior Highway Crew Super	1.00	1.00	1.00	1.00	1.00	0.00	0.00	1.00
Sr. Account Clerk/Typist	0.00	0.00	0.00	1.00	1.00	0.00	0.00	1.00
Sr. Engineering Technician	1.00	0.00	0.00	0.00	1.00	0.00	0.00	1.00
Sr. Sign Mechanic	1.00	1.00	1.00	0.00	0.00	0.00	0.00	0.00
Welder	1.00	1.00	1.00	1.00	1.00	0.00	0.00	1.00
	35.94	**35.94**	**35.94**	**35.94**	**35.94**	**0.00**	**0.00**	**35.94**

Highway Department

3310 TRAFFIC CONTROL

	2016 Actual	2017 Actual	2018 Modified	2019 Target	2019 Req OTR's	2019 Rec OTR's	2019 Total Rec
Expenditures							
Salary and Wages	49,253	12,874	0	0	0	0	0
Overtime	3,452	1,177	0	0	0	0	0
Premium Pay	452	0	0	0	0	0	0
Fringe Benefits	24,299	6,099	0	0	0	0	0
Other Capital Equip	307	22,991	12,500	12,500	0	0	12,500
Highway Materials	17,633	14,416	18,000	18,000	0	0	18,000
All Other Contr. Svcs	33,210	36,799	38,432	35,868	0	0	35,868
Program Expense	134,963	135,952	140,000	140,000	0	0	140,000
Utilities	6,142	6,247	9,000	9,000	0	0	9,000
Total Expenditures	269,711	236,555	217,932	215,368	0	0	215,368
Revenues							
Other Revenues	4,919	907	1,000	1,000	0	0	1,000
Interfund Transf & Rev	276,480	291,521	216,932	214,368	0	0	214,368
Total Revenues	281,399	292,428	217,932	215,368	0	0	215,368
Budgeting Unit Net Local	-11,688	-55,873	0	0	0	0	0

5010 COUNTY ROAD ADMIN.

	2016 Actual	2017 Actual	2018 Modified	2019 Target	2019 Req OTR's	2019 Rec OTR's	2019 Total Rec
Expenditures							
Salary and Wages	194,088	228,651	229,385	177,412	0	0	177,412
Overtime	0	65	0	2,000	0	0	2,000
Premium Pay	550	1,356	600	1,000	0	0	1,000
Fringe Benefits	81,324	80,490	91,283	88,059	0	0	88,059
Other Supplies	2,030	2,653	3,250	3,250	0	0	3,250
Travel Training	177	2,759	3,000	3,000	0	0	3,000
Professional Services	0	0	200	200	0	0	200
All Other Contr. Svcs	442	1,779	1,950	1,950	0	0	1,950
Other	1,366	771	1,300	1,300	0	0	1,300
Total Expenditures	279,977	318,524	330,968	278,171	0	0	278,171
Revenues							
Other Revenues	2,100	2,000	2,000	2,000	0	0	2,000
Interfund Transf & Rev	263,200	274,287	283,953	276,171	0	0	276,171
Total Revenues	265,300	276,287	285,953	278,171	0	0	278,171
Budgeting Unit Net Local	14,677	42,237	45,015	0	0	0	0

Highway Department

5110 MAINT. ROADS & BRIDGES

	2016 Actual	2017 Actual	2018 Modified	2019 Target	2019 Req OTR's	2019 Rec OTR's	2019 Total Rec
Expenditures							
Salary and Wages	1,415,288	1,400,844	1,554,378	1,585,692	0	0	1,585,692
Overtime	90,017	100,524	103,500	109,823	0	0	109,823
Premium Pay	12,256	12,751	8,800	34,925	0	0	34,925
Fringe Benefits	672,693	638,830	822,506	844,628	0	0	844,628
Other Capital Equip	6,347	38,509	14,900	14,900	0	0	14,900
Highway Materials	1,914,644	2,391,312	2,083,625	1,842,871	0	0	1,842,871
Other Supplies	5,361	4,465	19,525	19,525	0	0	19,525
Travel Training	7,520	5,500	5,500	5,500	0	0	5,500
Professional Services	0	0	1,500	1,500	0	0	1,500
All Other Contr. Svcs	999,863	999,897	1,095,301	1,118,425	0	0	1,118,425
Other	1,112	884	2,150	2,150	0	0	2,150
Other Finance	450,729	492,154	0	0	0	0	0
Total Expenditures	5,575,830	6,085,670	5,711,685	5,579,939	0	0	5,579,939
Revenues							
Federal Aid	0	53,088	0	0	0	0	0
State Aid	2,483,803	2,789,503	2,770,816	2,482,948	0	0	2,482,948
Other Revenues	12,583	22,091	3,000	3,000	0	0	3,000
Interfund Transf & Rev	2,893,016	2,967,306	2,937,869	3,093,991	0	0	3,093,991
Total Revenues	5,389,402	5,831,988	5,711,685	5,579,939	0	0	5,579,939
Budgeting Unit Net Local	186,428	253,682	0	0	0	0	0

Highway Department

5111 BRIDGES

	2016 Actual	2017 Actual	2018 Modified	2019 Target	2019 Req OTR's	2019 Rec OTR's	2019 Total Rec
Expenditures							
Other Capital Equip	478	0	0	0	0	0	0
Highway Materials	96,711	109,270	125,000	125,000	0	0	125,000
Other Supplies	12	0	200	200	0	0	200
Travel Training	0	495	1,000	1,000	0	0	1,000
All Other Contr. Svcs	74,735	121,893	131,000	111,000	0	0	111,000
Other	0	0	90	90	0	0	90
Other Finance	363,928	0	0	0	0	0	0
Total Expenditures	535,864	231,658	257,290	237,290	0	0	237,290
Revenues							
Federal Aid	43,309	0	0	0	0	0	0
State Aid	8,120	0	0	0	0	0	0
Other Revenues	320	6,925	0	0	0	0	0
Interfund Transf & Rev	190,550	257,290	257,290	237,290	0	0	237,290
Total Revenues	242,299	264,215	257,290	237,290	0	0	237,290
Budgeting Unit Net Local	293,565	-32,557	0	0	0	0	0

5142 SNOW REMOVAL COUNTY

	2016 Actual	2017 Actual	2018 Modified	2019 Target	2019 Req OTR's	2019 Rec OTR's	2019 Total Rec
Expenditures							
Highway Materials	273,068	262,638	275,000	275,000	0	0	275,000
All Other Contr. Svcs	330,000	330,000	330,000	330,000	0	0	330,000
Other	620,594	384,976	630,000	665,000	0	0	665,000
Total Expenditures	1,223,662	977,614	1,235,000	1,270,000	0	0	1,270,000
Revenues							
Interfund Transf & Rev	1,265,000	1,015,000	1,235,000	1,270,000	0	0	1,270,000
Total Revenues	1,265,000	1,015,000	1,235,000	1,270,000	0	0	1,270,000
Budgeting Unit Net Local	-41,338	-37,386	0	0	0	0	0

Highway Department

Program Summary

Bridge Maintenance

Type of Program MD

Provide a safe and efficient transportation system, which has 109 bridges. Replace all structurally deficient bridges.

	2018	2019
Expenditures	257,290	237,290
Revenues	0	0
Net Local	257,290	237,290
FTE	5 (Included in the Maintenance of	5 (Included in the Maintenance of

County Road Administration

Type of Program MD

Provide a safe and efficient transportation system, and accomplish day-to-day function of highway department and provide information to the Board.

	2018	2019
Expenditures	285,953	276,171
Revenues	2,000	2,000
Net Local	283,953	274,171
FTE	3	3

Highway Machinery

Type of Program MD

Provide and maintain highway machinery to allow Highway Division the ability to maintain Tompkins County Highway infrastructure. By maintaining the latest equipment with the newest emissions controls, we are protecting the environment.

	2018	2019
Expenditures	1,924,101	1,932,825
Revenues	148,100	155,892
Net Local	1,776,001	1,776,933
FTE	6	6

Maintenance of Roads

Type of Program MD

Provide a safe and efficient transportation system and prevent a need for more costly future services.

	2018	2019
Expenditures	5,426,182	5,579,939
Revenues	2,488,313	2,485,948
Net Local	2,937,869	3,093,991
FTE	31.94	31.94

Snow & Ice Removal

Type of Program MD

Provide safety on County highways to promote effective emergency service response and promote economic development within Tompkins County and the State of NY. Safe roadways contribute not only to economic life, but contributes to overall quality of life within Tompkins County.

	2018	2019
Expenditures	1,235,000	1,270,000
Revenues	0	0
Net Local	1,235,000	1,270,000
FTE	(Included in Maintenance of	(Included in Maintenance of

Traffic Control

Type of Program MD

Provide safety on County highways. Maintains, replaces, updates over 5,000 signs, including regulatory, advisory, and informational, using the Manual of Uniform Traffic Control Devices (MUTCD) as a guideline.

AND;

Maintains, plans, alters, organizes, the Annual County Road Striping Program, including centerline, edgeline, stop bars, turn lane, intersection edgeline, and crosswalk striping, using the MUTCD.

	2018	2019
Expenditures	217,932	214,368
Revenues	1,000	1,000
Net Local	216,932	213,368
FTE	(Included in Maintenance of	(Included in Maintenance of

Highway Machinery

The Highway Shop supports the Highway Division by servicing, maintaining, and repairing the vehicles and equipment used to maintain County roads. The vehicle fleet consists of one or more of the following: 10-Wheel dump truck/snow plow, pick-up truck, utility truck, service truck, tractor-trailer, mower tractor, car, van, and miscellaneous small vehicles. The equipment fleet consists of one or more of the following: gradall, excavator, small loader, large loader, dozer, and miscellaneous other equipment.

Consolidated Budget

	2016 Actual	2017 Actual	2018 Modified	2019 Target	2019 Req OTR's	2019 Rec OTR's	2019 Total Rec
Expenditures							
Salary and Wages	270,381	296,327	294,757	309,218	0	0	309,218
Overtime	11,311	3,362	7,000	7,282	0	0	7,282
Premium Pay	1,566	1,915	3,500	5,331	0	0	5,331
Fringe Benefits	129,557	131,073	150,644	157,086	0	0	157,086
Automotive Equipment	934,660	137,458	175,000	424,000	0	0	424,000
Highway Equipment	0	600,953	614,000	0	451,000	451,000	451,000
Other Capital Equip	10,564	21,941	14,000	16,000	0	0	16,000
Vehicle Fuel and Maint	580,960	632,818	675,000	675,000	0	0	675,000
Other Supplies	3,106	4,902	4,450	5,950	0	0	5,950
All Other Contr. Svcs	12,737	12,712	20,100	20,100	0	0	20,100
Maintenance	11,319	37,265	100,000	50,000	0	0	50,000
Utilities	13,849	13,818	13,500	13,500	0	0	13,500
Other	335	419	250	250	0	0	250
Total Expenditures	1,980,345	1,894,963	2,072,201	1,683,717	451,000	451,000	2,134,717
Revenues							
Other Revenues	227,892	278,728	148,100	163,492	46,000	46,000	209,492
Interfund Transf & Rev	1,385,092	1,423,686	1,509,101	1,520,225	0	0	1,520,225
Total Revenues	1,612,984	1,702,414	1,657,201	1,683,717	46,000	46,000	1,729,717
Dept. Net Local	367,361	192,549	415,000	0	405,000	405,000	405,000

Highway Machinery

Full Time Equivalents

	2015 Budget	2016 Budget	2017 Budget	2018 Budget	2019 Target	OTR Req	OTR Rec	2019 Total
Equip Service/Parts Room Tech	1.00	1.00	1.00	1.00	1.00	0.00	0.00	1.00
Equipment Service Manager	1.00	1.00	0.00	0.00	0.00	0.00	0.00	0.00
Equipment Service Technician	1.00	1.00	1.00	1.00	1.00	0.00	0.00	1.00
Heavy Equipment Mechanic	3.00	3.00	3.00	3.00	3.00	0.00	0.00	3.00
Sr. Heavy Equipment Mechanic	0.00	0.00	1.00	1.00	1.00	0.00	0.00	1.00
	6.00	**6.00**	**6.00**	**6.00**	**6.00**	**0.00**	**0.00**	**6.00**

Highway Machinery

5130 HIGHWAY MACHINERY	2016 Actual	2017 Actual	2018 Modified	2019 Target	2019 Req OTR's	2019 Rec OTR's	2019 Total Rec
Expenditures							
Salary and Wages	270,381	296,327	294,757	309,218	0	0	309,218
Overtime	11,311	3,362	7,000	7,282	0	0	7,282
Premium Pay	1,566	1,915	3,500	5,331	0	0	5,331
Fringe Benefits	129,557	131,073	150,644	157,086	0	0	157,086
Automotive Equipment	934,660	137,458	175,000	424,000	0	0	424,000
Highway Equipment	0	600,953	614,000	0	451,000	451,000	451,000
Other Capital Equip	10,564	21,941	14,000	16,000	0	0	16,000
Vehicle Fuel and Maint	580,960	632,818	675,000	675,000	0	0	675,000
Other Supplies	3,106	4,902	4,450	5,950	0	0	5,950
All Other Contr. Svcs	12,737	12,712	20,100	20,100	0	0	20,100
Maintenance	11,319	37,265	100,000	50,000	0	0	50,000
Utilities	13,849	13,818	13,500	13,500	0	0	13,500
Other	335	419	250	250	0	0	250
Total Expenditures	1,980,345	1,894,963	2,072,201	1,683,717	451,000	451,000	2,134,717
Revenues							
Other Revenues	227,892	278,728	148,100	163,492	46,000	46,000	209,492
Interfund Transf & Rev	1,385,092	1,423,686	1,509,101	1,520,225	0	0	1,520,225
Total Revenues	1,612,984	1,702,414	1,657,201	1,683,717	46,000	46,000	1,729,717
Budgeting Unit Net Local	367,361	192,549	415,000	0	405,000	405,000	405,000

OTR # 26 **Priority** 1 **OTR Name** Single Axle Dump Truck Replacement

Description Truck #30, a 1999 Single-axle Dump Truck needs replacement. The total replacement cost is estimated at $104,000, less $5,000 auction proceeds, for a total cost of $99,000.

		Account	Requested		Recommended	
5130	52233	HIGHWAY EQUIPMENT	104,000	ONE-TIME	104,000	ONE-TIME
5130	42665	SALE OF EQUIPMENT	-5,000	ONE-TIME	-5,000	ONE-TIME
		Local Share	99,000		99,000	

OTR # 27 **Priority** 2 **OTR Name** Roadside Mower Replacement

Description The Highway Department's 2008 Roadside Mower needs replacement. The total replacement cost will be $135,000, less $10,000 estimated auction proceeds, for a net cost of $125,000.

		Account	Requested		Recommended	
5130	52233	HIGHWAY EQUIPMENT	135,000	ONE-TIME	135,000	ONE-TIME
5130	42665	SALE OF EQUIPMENT	-10,000	ONE-TIME	-10,000	ONE-TIME
		Local Share	125,000		125,000	

OTR # 28 **Priority** 3 **OTR Name** Tandem-axle Haul Truck Replacement

Description Truck #43, a 2003 Tandem-axle Haul Truck, needs replacement. Total replacement cost will be $161,000, less $15,000 in estimated auction proceeds, for a net cost of $146,000.

		Account	Requested		Recommended	
5130	52233	HIGHWAY EQUIPMENT	161,000	ONE-TIME	161,000	ONE-TIME
5130	42665	SALE OF EQUIPMENT	-15,000	ONE-TIME	-15,000	ONE-TIME
		Local Share	146,000		146,000	

OTR # 29 **Priority** 4 **OTR Name** Broom Tractor Replacement

Description The Highway Department's 2006 Broom Tractor needs replacement. The total cost will be $51,000, less $16,000 in estimated auction proceeds, for a net cost of $35,000.

		Account	Requested		Recommended	
5130	52233	HIGHWAY EQUIPMENT	51,000	ONE-TIME	51,000	ONE-TIME
5130	42665	SALE OF EQUIPMENT	-16,000	ONE-TIME	-16,000	ONE-TIME
		Local Share	35,000		35,000	

Highway Machinery Total	405,000	405,000

Human Resources, Department of

The Personnel Department administers the Civil Service Program for all County departments, BOCES, Tompkins Cortland Community College, Towns and Villages, and area school districts including recruitment, testing, and notification functions. Serves as the lead for diversity initiatives including recruitment, retention, employee orientation, and training. The department administers the County's benefits program, which encompasses health insurance, workers' compensation, disability, flexible benefits, deferred compensation, and retirement programs. The Personnel Department operations also include contract negotiations, disciplinary, grievance, and arbitration issues and actions.

Consolidated Budget

	2016 Actual	2017 Actual	2018 Modified	2019 Target	2019 Req OTR's	2019 Rec OTR's	2019 Total Rec
Expenditures							
Salary and Wages	447,874	541,796	572,871	551,596	81,097	81,097	632,693
Overtime	54	1,403	0	0	0	0	0
Premium Pay	29,665	3,150	2,550	4,750	0	0	4,750
Fringe Benefits	218,307	237,385	271,213	271,552	35,923	35,923	307,475
Other Capital Equip	2,888	1,094	15,976	4,728	0	0	4,728
Other Supplies	7,266	7,419	6,749	6,449	0	0	6,449
Travel Training	83,331	60,257	164,680	164,680	0	0	164,680
Professional Services	36,760	98,552	81,420	57,420	24,000	24,000	81,420
All Other Contr. Svcs	5,789	0	7,700	6,900	0	0	6,900
Program Expense	11,777	8,818	12,000	12,000	15,000	15,000	27,000
Utilities	820	795	800	800	0	0	800
Other	6,011	9,040	35,438	21,157	0	0	21,157
Total Expenditures	850,542	969,709	1,171,397	1,102,032	156,020	156,020	1,258,052
Revenues							
Applied Rollover (Rev.)	0	0	0	0	7,500	7,500	7,500
Total Revenues	0	0	0	0	7,500	7,500	7,500
Dept. Net Local	850,542	969,709	1,171,397	1,102,032	148,520	148,520	1,250,552

Human Resources, Department of

Full Time Equivalents

	2015 Budget	2016 Budget	2017 Budget	2018 Budget	2019 Target	OTR Req	OTR Rec	2019 Total
Administrative Assistant Level III	0.00	0.50	0.00	0.00	0.00	0.00	0.00	0.00
Administrative Services Coordinator	1.00	1.00	0.00	0.00	0.00	0.00	0.00	0.00
Commissioner of Personnel	1.00	1.00	1.00	1.00	1.00	0.00	0.00	1.00
Deputy Commissioner of Personnel	1.00	1.00	1.00	1.00	1.00	0.00	0.00	1.00
Employee Benefits Coordinator	0.00	0.00	0.00	1.00	1.00	0.00	0.00	1.00
Employee Benefits Manager	1.00	1.00	1.00	0.00	0.00	0.00	0.00	0.00
HR Program Administrator	0.00	0.00	0.00	0.00	1.00	0.00	0.00	1.00
HR Systems & Program	0.00	0.00	1.00	1.00	0.00	0.00	0.00	0.00
Human Resources Associate	0.00	0.00	1.00	0.00	0.00	0.00	0.00	0.00
Manager of Talent Acquisition and	0.00	0.00	0.00	1.00	1.00	0.00	0.00	1.00
Personnel Assistant	4.00	2.00	2.00	2.00	3.00	0.00	0.00	3.00
Personnel Assistant Trainee	0.00	0.00	0.00	0.00	0.00	1.00	1.00	1.00
Personnel Technician	0.00	1.00	1.00	1.00	0.00	0.00	0.00	0.00
Project Assistant	0.00	0.00	0.00	0.75	0.00	0.75	0.75	0.75
	8.00	**7.50**	**8.00**	**8.75**	**8.00**	**1.75**	**1.75**	**9.75**

Human Resources, Department of

1430 PERSONNEL

	2016 Actual	2017 Actual	2018 Modified	2019 Target	2019 Req OTR's	2019 Rec OTR's	2019 Total Rec
Expenditures							
Salary and Wages	447,874	541,796	572,871	551,596	81,097	81,097	632,693
Overtime	54	1,403	0	0	0	0	0
Premium Pay	29,665	3,150	2,550	4,750	0	0	4,750
Fringe Benefits	218,307	237,385	271,213	271,552	35,923	35,923	307,475
Other Capital Equip	2,888	1,094	15,976	4,728	0	0	4,728
Other Supplies	7,246	7,419	6,749	6,449	0	0	6,449
Travel Training	0	2	3,500	3,500	0	0	3,500
Professional Services	30,670	54,345	54,000	30,000	24,000	24,000	54,000
All Other Contr. Svcs	5,789	0	7,700	6,900	0	0	6,900
Program Expense	11,777	8,818	12,000	12,000	15,000	15,000	27,000
Utilities	820	795	800	800	0	0	800
Other	6,011	9,040	35,438	21,157	0	0	21,157
Total Expenditures	761,101	865,247	982,797	913,432	156,020	156,020	1,069,452
Revenues							
Applied Rollover (Rev.)	0	0	0	0	7,500	7,500	7,500
Total Revenues	0	0	0	0	7,500	7,500	7,500
Budgeting Unit Net Local	761,101	865,247	982,797	913,432	148,520	148,520	1,061,952

1987 INSERVICE TRAINING

	2016 Actual	2017 Actual	2018 Modified	2019 Target	2019 Req OTR's	2019 Rec OTR's	2019 Total Rec
Expenditures							
Other Supplies	20	0	0	0	0	0	0
Travel Training	83,331	60,255	161,180	161,180	0	0	161,180
Professional Services	6,090	44,207	27,420	27,420	0	0	27,420
Total Expenditures	89,441	104,462	188,600	188,600	0	0	188,600
Revenues							
Total Revenues	0	0	0	0	0	0	0
Budgeting Unit Net Local	89,441	104,462	188,600	188,600	0	0	188,600

OTR # 15 **Priority** 1 **OTR Name** Employee Benefits Assistant

Description This position was approved in the 2018 as a one-time funded .75 FTE, 18-month position titled "Project Assistant", and the original incumbent remains in the role. It is requested that this .75 FTE position be funded as a target request, as an addition to the HR Department staff, due to the demonstrated value of the role. The position is vital to the effective management of the County's self-insured disability leave and employee return to work programs; and is essential for providing valuable one-to-one customer service to both active employees and retirees, in relation to general benefit questions, retiree health insurance, guidance through the retirement process, and overall support across all benefit programs. The position is critical to the departments ability to sustain compliance with laws and regulations pertaining to the wide array of benefit programs offered, maintain accurate records, facilitate the timely exchange of information and communication with carriers, and compile information necessary for decision making related to employment issues. In the absence of this position, department staffing levels are insufficient to allow for the consistent provision of the high level of customer service desired, due to the complexity of administering the comprehensive benefit programs offered by the county.

		Account	Requested		Recommended	
1430	51000317	EMPLOYEE BENEFITS	30,000	TARGET	30,000	TARGET
1430	58800	FRINGES	14,643	TARGET	14,643	TARGET
		Local Share	44,643		44,643	

OTR # 17 **Priority** 2 **OTR Name** Professional Services - Legal Retainer

Description This request seeks to maintain this new initiative from 2018, in which the scope of services for the County's outside labor counsel was expanded to include all of the County's collective bargaining units, whereby it previously only covered the Road Patrol union. This agreement has proved extremely valuable in the provision of comprehensive negotiating services; subject matter expertise, consultation, and advice regarding the County's rights and liabilities in relation to a broad array of labor laws; representation in connection with contract grievances; and management and supervisory training. The ability to tap into the collective knowledge base of this firm, and receive timely advice, and guidance with regard to employee discipline and other personnel matters has been of extreme value to the County as well, and is provided as an in-kind service in most instances.

		Account	Requested		Recommended	
1430	54442	PROFESSIONAL SERVICES	24,000	TARGET	24,000	TARGET
		Local Share	24,000		24,000	

OTR # 16 **Priority** 3 **OTR Name** Personnel Assistant Trainee

Description This OTR asks for 2 years of One Time funding to support a Personnel Assistant Trainee position to help transition roles and responsibilities during a time when we must execute our succession strategy. This target request will create a new position in the Human Resources Department due to a crucial loss of significant institutional knowledge as a result of 1-2 upcoming retirements. Part of this succession strategy involves sending the selected incumbent to extensive training offered by the NYS Department of Civil Service, an integral component of the departments ability to maintain compliance with Civil Service Laws, Rules and mandated programs and services for the 54 civil divisions for which we administer civil service. The State requires permanent appointment status for attendees, and the department's unanticipated inability to send an employee in 2018 is a serious setback in our operational planning. There is also an identified need for increased cross training, to ensure compliance with mandates and other priorities, however, there are insufficient staff members with which to effectively do so. The department is also in great need of administrative support, to enhance provision of excellent customer service, and reduce the frequency with which it is necessary for higher paid staff to perform task oriented rather than the strategic work. This will result in cost savings as certain work that is currently outsourced can be performed in-house. The additional staff member will also allow the department to make notable progress toward continued process improvement, efficiencies, and further automation of many core functions, to include new hire orientation/on-boarding, and more. In general this position allows us to execute our succession of civil service system expertise and helps us realize new efficiencies by upgrading our current software and utilizing new technology.

		Account	Requested		Recommended	
1430	51000357	PERS ASST TRAIN	43,597	ONE-TIME	43,597	ONE-TIME
1430	58800	FRINGES	21,280	ONE-TIME	21,280	ONE-TIME
		Local Share	64,877		64,877	

OTR # 18 **Priority** 4 **OTR Name** Talent Acquisition Fund (Recruitment)

Description This target request is specifically to support Countywide recruiting efforts. In 2018 this account was established to reduce the financial burden individual departments were faced with when a vacancy occurred which required paid advertising, as it was not the practice for individual department to budget for this expense, and there was not a "central fund" for this purpose. 2018 was the "trial" year for this initiative, and it has worked very well in allowing the HR department to develop and facilitate recruitment plans for key positions. Funding was utilized for the Deputy County Administrator search, and funds are earmarked for two Department Head searches slated for summer/fall 2018, as well as other key positions that have been identified. Funds from this account are primarily used for paid advertising and marketing efforts for select vacancies, participation in job fairs, and supplies necessary to attend off-site recruiting and community outreach events.

		Account	Requested		Recommended	
1430	54400	PROGRAM EXPENSE	15,000	TARGET	15,000	TARGET
		Local Share	15,000		15,000	

OTR # 68 **Priority** 5 **OTR Name** Staff Overlap

Description This one time OTR requests the use of rollover funds for the purpose of allowing the human resources department to recruit and hire a new staff member and bring them onboard for training prior to the departure of previous experienced staff. This OTR allows us to execute a succession plan that includes hiring new staff at a comparable salary level to the incumbent and permits us to host a training period for the new hire while the incumbent is still employed at the County.

		Account	Requested		Recommended	
1430	41084	USE OF ROLLOVER	-7,500	ROLLOVER	-7,500	ROLLOVER
1430	51000174	DEP COMM PERSONNEL	7,500	ROLLOVER	7,500	ROLLOVER
		Local Share	0		0	

Human Resources, Department of Total	148,520	148,520

Human Resources, Department of

Program Summary

Human Resources Programs- Recruitment

Type of Program DM

To strengthen the strategic human resources focus of the department in order to become more of a strategic business partner in the success of organizational objectives. Literature supports that HR Departments positively impact an organization in a number of ways, including the bottom line, through: recruitment of a diverse and highly qualified talent pool; performance management; development and retention of high performing employees; employee satisfaction; and reduction of risk and liability related to compliance with labor laws and other employment practices, and much more. Certain aspects of a Human Resources Program are mandated by various Federal and State laws, and others are discretionary.

	2018	2019
Expenditures	296,881	296,881
Revenues	0	0
Net Local	296,881	296,881
FTE	2.5	2.75

Civil Service Administration

Type of Program MM

Payroll Certification, Employee Tracking (Roster Cards), Position Control, Examinations, Application Processing, discipline/grievance/arbitration issues and actions, labor relations/contract negotiations, and diversity initiatives.

	2018	2019
Expenditures	521,888	521,888
Revenues	0	0
Net Local	521,888	521,888
FTE	5.00	5.00

Employee Benefit Administration

Type of Program MD

Health Insurance, Worker's Compensation, Disability, Flex Benefits, and Retirement.

	2018	2019
Expenditures	118,753	118,753
Revenues	0	0
Net Local	118,753	118,753
FTE	1	1.75

Training

Type of Program DD

To provide a centralized training program for Tompkins County.

	2018	2019
Expenditures	203,905	203,905
Revenues	0	0
Net Local	203,905	203,905
FTE	0.25	0.25

Human Rights, Office of

The Office of Human Rights (OHR) is charged with filing complaints and conducting investigations of discrimination under federal, state, and local law within Tompkins County, as well as providing human rights education and outreach programming opportunites for Tompkins County residents. OHR is also charged with coordinating and monitoring County compliance with standards related to equal opportunity, Limited English Proficiency Plan, Section 504/ADA, and Title VI. OHR offers telephone or in-office consultation regarding questions of rights, disputes, and alleged violations of anti-discrimination laws which provide protection in the areas of employment, fair housing, credit, public accommodation, and public non-sectarian educational institutions. OHR staff attempt to conciliate disputes on the local level and to assist complainants in filing formal complaints with state or federal agencies.

Consolidated Budget

	2016 Actual	2017 Actual	2018 Modified	2019			
				Target	Req OTR's	Rec OTR's	Total Rec
Expenditures							
Salary and Wages	162,516	187,884	201,879	166,907	0	0	166,907
Premium Pay	1,103	550	500	1,250	0	0	1,250
Fringe Benefits	74,790	82,000	99,874	82,077	0	0	82,077
Other Capital Equip	0	0	753	0	0	0	0
Other Supplies	1,680	2,441	5,334	2,534	0	0	2,534
Travel Training	100	3,510	5,972	3,525	0	0	3,525
Professional Services	750	0	2,800	0	0	0	0
All Other Contr. Svcs	825	823	850	850	0	0	850
Program Expense	3,036	2,737	7,900	72,079	0	0	72,079
Maintenance	0	0	0	0	0	50,000	50,000
Utilities	1,748	1,699	1,750	1,750	0	0	1,750
Other	132	191	450	450	0	0	450
Total Expenditures	246,680	281,835	328,062	331,422	0	50,000	381,422
Revenues							
Applied Rollover (Rev.)	0	0	8,800	0	0	0	0
Total Revenues	0	0	8,800	0	0	0	0
Dept. Net Local	246,680	281,835	319,262	331,422	0	50,000	381,422

Human Rights, Office of

Full Time Equivalents

	2015 Budget	2016 Budget	2017 Budget	2018 Budget	2019 Target	OTR Req	OTR Rec	2019 Total
Director	1.00	1.00	1.00	1.00	1.00	0.00	0.00	1.00
Education and Outreach Coordinator	1.00	1.00	1.00	1.00	1.00	0.00	0.00	1.00
Paralegal Aide	1.00	1.00	1.00	1.00	0.00	0.00	0.00	0.00
Receptionist	1.00	1.00	1.00	1.00	1.00	0.00	0.00	1.00
	4.00	**4.00**	**4.00**	**4.00**	**3.00**	**0.00**	**0.00**	**3.00**

Human Rights, Office of

8040 HUMAN RIGHTS	2016 Actual	2017 Actual	2018 Modified	2019 Target	2019 Req OTR's	2019 Rec OTR's	2019 Total Rec
Expenditures							
Salary and Wages	162,516	187,884	201,879	166,907	0	0	166,907
Premium Pay	1,103	550	500	1,250	0	0	1,250
Fringe Benefits	74,790	82,000	99,874	82,077	0	0	82,077
Other Capital Equip	0	0	753	0	0	0	0
Other Supplies	1,680	2,441	5,334	2,534	0	0	2,534
Travel Training	100	3,510	5,972	3,525	0	0	3,525
Professional Services	750	0	2,800	0	0	0	0
All Other Contr. Svcs	825	823	850	850	0	0	850
Program Expense	3,036	2,737	7,900	72,079	0	0	72,079
Maintenance	0	0	0	0	0	50,000	50,000
Utilities	1,748	1,699	1,750	1,750	0	0	1,750
Other	132	191	450	450	0	0	450
Total Expenditures	246,680	281,835	328,062	331,422	0	50,000	381,422
Revenues							
Applied Rollover (Rev.)	0	0	8,800	0	0	0	0
Total Revenues	0	0	8,800	0	0	0	0
Budgeting Unit Net Local	246,680	281,835	319,262	331,422	0	50,000	381,422

OTR # 70 **Priority** 1 **OTR Name** OHR Relocation to Human Services Annex

Description

This OTR asks for $50,000 in One-time funding for a proposed move of the Office of Human Rights (OHR) from its current location to the available space in the Human Services Annex Building for build-out and furnishing.

The County pays $29,500 in annual rent for the current space occupied by OHR, while the available space in the Human Services Annex is seriously underutilized. The proposed move would save money, improve the County's efficient use of available County-owned space, and provide an opportunity to resolve accessibility issues that the entrance at the rented space has presented.

		Account	Requested		Recommended	
8040	54470	BUILDING REPAIRS	0	ONE-TIME	50,000	ONE-TIME
		Local Share	0		50,000	
		Human Rights, Office of Total	0		50,000	

Human Rights, Office of

Program Summary

Civil Rights Enforcement, Human Rights **Type of Program** MD

Civil Rights Enforcement. The Office of Human Rights (OHR) is Tompkins County's civil rights enforcement agency, whose purpose is to eliminate and prevent discrimination in employment, housing, credit, places of public accommodation, volunteer fire departments, and non-sectarian educational institutions; based on age, creed, race, color, sex, sexual orientation, gender identity/expression, national origin, marital status, disability, military status, domestic violence victim status, arrest record, conviction record, predisposing genetic characteristics, and familial status (in housing only).

To further this purpose, OHR is charged with enforcing local law No.1-2004 (Chapter 92 Anti-Discrimination) which protects Tompkins County citizens from discrimination based on sexual orientation and gender identity/expression in employment, housing, public accommodation, education, and credit. OHR also helps enforce state and federal civil rights laws by assisting local residents in filing complaints with state and federal civil rights agencies.

Human Rights Education/Outreach. OHR is Tompkins County's human rights education and outreach agency, whose purpose is to develop and facilitate County-wide programs that increase awareness of human rights and social justice ideals.

To further this purpose, OHR engages in a comprehensive human rights strategy that promotes collaboration, partnership, and dialogue with local, state, and federal stakeholders. OHR programs include human rights focused trainings and outreach activities; the Human Rights Day 4Kidz Program for elementary school children; annual K-12 Human Rights Arts Competition; the ï¿½What Would MLK Say Today?ï¿½ Poster Contest for all ages; and other events that serve the purpose of protecting and promoting human rights in Tompkins County.

	2018	2019
Expenditures	320,336	331,422
Revenues	0	0
Net Local	320,336	331,422
FTE	4 FTEs	3 FTEs

Information Technology Services

Tompkins County Information Technology Services provides County departments with technical resources, infrastructure, and staff to assist individual departments and broader county efforts in the implementation and ongoing support of technology solutions and systems related to governmental missions, programs, and policy. The department is organized into five units which include: Administration, Telecommunications/Application Support, Network Systems Support, Geographic Information Systems (GIS), and ITS Public Safety Support . Primary responsibilities include the management of core computer networking systems, mobile devices, telephone services, numerous software applications, and departmental/organizational IT projects.

The GIS Unit provides for the development, maintenance, and distribution of geographic data sets and cartographic mapping products, including support of related software, applications, Internet-based mapping services, and tax mapping.

The IT Public Safety Support program is designed to meet the advancing technology requirements for local law enforcement agencies and the dispatch center. The project also is intended to bridge gaps between local and New York State law enforcement databases to retrieve and analyze information useful to improve emergency response functions and the protection of local citizens.

Consolidated Budget

	2016 Actual	2017 Actual	2018 Modified	2019 Target	2019 Req OTR's	2019 Rec OTR's	2019 Total Rec
Expenditures							
Salary and Wages	802,607	826,662	822,135	848,072	29,100	29,100	877,172
Overtime	6,077	1,920	3,000	3,000	0	0	3,000
Premium Pay	5,234	6,159	5,000	12,750	0	0	12,750
Fringe Benefits	372,089	360,504	406,918	421,632	14,204	14,204	435,836
Other Capital Equip	87,022	34,445	33,832	14,500	0	0	14,500
Vehicle Fuel and Maint	298	2,111	1,400	1,400	0	0	1,400
Other Supplies	789	790	800	800	0	0	800
Travel Training	13,529	5,299	14,500	14,500	0	0	14,500
Professional Services	36,101	35,980	24,000	5,000	0	0	5,000
All Other Contr. Svcs	285,431	222,557	327,884	363,856	38,904	38,904	402,760
Utilities	5,023	3,908	4,220	4,220	0	0	4,220
Other	271	314	345	345	0	0	345
Total Expenditures	1,614,471	1,500,649	1,644,034	1,690,075	82,208	82,208	1,772,283
Revenues							
Other Revenues	40,880	11,345	10,520	10,912	0	0	10,912
Interfund Transf & Rev	47,000	46,053	42,663	43,741	0	0	43,741
Total Revenues	87,880	57,398	53,183	54,653	0	0	54,653
Dept. Net Local	1,526,591	1,443,251	1,590,851	1,635,422	82,208	82,208	1,717,630

Information Technology Services

Full Time Equivalents

	2015 Budget	2016 Budget	2017 Budget	2018 Budget	2019 Target	OTR Req	OTR Rec	2019 Total
Administrative Assistant II	0.00	1.00	1.00	0.00	0.00	0.00	0.00	0.00
Administrative/Computer Assistant	1.00	0.00	0.00	0.00	0.00	0.00	0.00	0.00
Deputy Director	1.00	1.00	1.00	1.00	1.00	0.00	0.00	1.00
Director	1.00	1.00	1.00	1.00	1.00	0.00	0.00	1.00
Financial Systems Administrator	0.50	1.00	1.00	1.00	1.00	0.00	0.00	1.00
GIS Project Leader	1.00	0.00	0.00	0.00	0.00	0.00	0.00	0.00
GIS Systems Administrator	0.00	1.00	1.00	1.00	1.00	0.00	0.00	1.00
GIS Technician/Web Developer	1.00	1.00	1.00	1.00	1.00	0.00	0.00	1.00
Information Security & Compliance	0.00	1.00	1.00	1.00	1.00	0.00	0.00	1.00
Microcomputer Specialist	1.00	0.00	0.00	1.00	1.00	0.00	0.00	1.00
Network/Systems Administrator	1.00	1.00	1.00	1.00	1.00	0.00	0.00	1.00
Public Safety Systems Administrator	1.00	1.00	1.00	1.00	1.00	0.00	0.00	1.00
Security and Privacy Officer	1.00	0.00	0.00	0.00	0.00	0.00	0.00	0.00
Senior Account Clerk/Typist	0.00	0.00	0.00	1.00	1.00	0.00	0.00	1.00
Systems Analyst	2.00	2.00	2.00	1.00	1.00	0.00	0.00	1.00
Telecommunications Program	1.00	1.00	1.00	1.00	1.00	0.50	0.50	1.50
	12.50	**12.00**	**12.00**	**12.00**	**12.00**	**0.50**	**0.50**	**12.50**

Information Technology Services

1680 INFORMAT. TECH. SERVICES	2016 Actual	2017 Actual	2018 Modified	2019 Target	2019 Req OTR's	2019 Rec OTR's	2019 Total Rec
Expenditures							
Salary and Wages	613,449	633,200	628,673	646,793	29,100	29,100	675,893
Overtime	5,343	813	2,000	2,000	0	0	2,000
Premium Pay	3,617	4,055	3,250	8,500	0	0	8,500
Fringe Benefits	284,537	275,115	310,087	320,825	14,204	14,204	335,029
Other Capital Equip	84,950	33,956	33,332	14,000	0	0	14,000
Vehicle Fuel and Maint	298	2,111	1,400	1,400	0	0	1,400
Other Supplies	641	640	650	650	0	0	650
Travel Training	8,289	3,711	8,000	8,000	0	0	8,000
Professional Services	24,971	35,980	24,000	5,000	0	0	5,000
All Other Contr. Svcs	266,081	202,644	308,084	343,400	38,904	38,904	382,304
Utilities	4,049	2,971	3,200	3,200	0	0	3,200
Other	271	314	345	345	0	0	345
Total Expenditures	1,296,496	1,195,510	1,323,021	1,354,113	82,208	82,208	1,436,321
Revenues							
Other Revenues	1,170	2,895	2,670	2,962	0	0	2,962
Interfund Transf & Rev	47,000	46,053	42,663	43,741	0	0	43,741
Total Revenues	48,170	48,948	45,333	46,703	0	0	46,703
Budgeting Unit Net Local	1,248,326	1,146,562	1,277,688	1,307,410	82,208	82,208	1,389,618

1683 GIS	2016 Actual	2017 Actual	2018 Modified	2019 Target	2019 Req OTR's	2019 Rec OTR's	2019 Total Rec
Expenditures							
Salary and Wages	118,667	121,660	121,660	126,576	0	0	126,576
Overtime	734	291	0	0	0	0	0
Premium Pay	1,050	1,150	1,150	2,750	0	0	2,750
Fringe Benefits	55,065	53,445	60,607	63,124	0	0	63,124
Other Capital Equip	2,072	489	500	500	0	0	500
Other Supplies	148	150	150	150	0	0	150
Travel Training	3,976	1,588	4,000	4,000	0	0	4,000
All Other Contr. Svcs	19,350	19,913	19,800	20,456	0	0	20,456
Utilities	599	577	630	630	0	0	630
Total Expenditures	201,661	199,263	208,497	218,186	0	0	218,186
Revenues							
Other Revenues	7,910	8,450	7,850	7,950	0	0	7,950
Total Revenues	7,910	8,450	7,850	7,950	0	0	7,950
Budgeting Unit Net Local	193,751	190,813	200,647	210,236	0	0	210,236

Information Technology Services

1685 ITS CRIM JUST SUPPORT

	2016 Actual	2017 Actual	2018 Modified	2019 Target	2019 Req OTR's	2019 Rec OTR's	2019 Total Rec
Expenditures							
Salary and Wages	70,491	71,802	71,802	74,703	0	0	74,703
Overtime	0	816	1,000	1,000	0	0	1,000
Premium Pay	567	954	600	1,500	0	0	1,500
Fringe Benefits	32,487	31,944	36,224	37,683	0	0	37,683
Travel Training	1,264	0	2,500	2,500	0	0	2,500
Professional Services	11,130	0	0	0	0	0	0
Utilities	375	360	390	390	0	0	390
Total Expenditures	116,314	105,876	112,516	117,776	0	0	117,776
Revenues							
Other Revenues	31,800	0	0	0	0	0	0
Total Revenues	31,800	0	0	0	0	0	0
Budgeting Unit Net Local	84,514	105,876	112,516	117,776	0	0	117,776

OTR # 34 **Priority** 1 **OTR Name** Increased costs for software maintenance

Description

ITS relies on over twenty service contracts annualy for various software and professional services as itemized in the contract listing submitted with the 2019 budget. In the past, ITS has been able to absorb similar increases by reducing or eliminating some of our annual service contracts. Unfortunately, this is not the case for the 2019 budget and an OTR is required to increase the line item to cover total expenses. This OTR would amount to an 8% increase for this line item.

These increases can be categorized in the following three areas:

1) Microsoft Office 365

Over the course of the past year ITS has increased the number and type of Microsoft Office 365 licenses due to departmental needs. This has increased the annual licensing cost in the amount of $17,000.00.

2) Formalized professional service contract for network support

In 2018, ITS shifted from hourly rate service contracts with various vendors to a yearly support agreement with a single vendor to assist with network engineering requirements associated with ongoing server virtualization, data storage and back-up requirements. This type of retainer contract allows ITS to contact support services during off hours, emergencies, and request assistance for specialized projects with the expectation that the vendor would provide immediate reponse. This necessity resulted in an increase of $15,000.00.

3) Increased costs for annual service contracts

Many of the annual service contracts for support and maintenance of various software continue to increase by an average of 3% resulting in an estimated $9,000.00.

		Account	Requested		Recommended	
1680	54425	SERVICE CONTRACTS	38,904	TARGET	38,904	TARGET
		Local Share	38,904		38,904	

OTR # 30 **Priority** 2 **OTR Name** Telcom/Programming/Administrator

Description

After 31 years of service with Tompkins County, the current employee in this title has announced their retirement effective 5/31/19. Since support of the HR/Payroll system and the distributed Voice Over IP (VOIP) telephone system are the primary responsibilities of this position and critical to Tompkins County, it is imparative that succession planning is considered in this transition. This one time OTR will cover the salary and fringes for the period of 12/31/18 through 6/1/19 within the same title to allow for direct training prior to the retirement.

		Account	Requested		Recommended	
1680	51000739	TELCOM/PRGRMING AD	29,100	ONE-TIME	29,100	ONE-TIME
1680	58800	FRINGES	14,204	ONE-TIME	14,204	ONE-TIME
		Local Share	43,304		43,304	

Information Technology Services Total	82,208	82,208

Information Technology Services

Program Summary

Application Planning, Implementation & Support

Type of Program MD

Related ITS services are responsible for the direction, coordination and project management of work involving most County-hosted software applications, including the integration of computer systems, software and hardware necessary to deploy and manage these critical functions. In addition, ongoing daily efforts necessary to support, provide customization, and coordinate with software vendors comprise a large percentage of efforts for over 35 applications. This inventory continues to increase with an average of two new or upgrade projects each year based on local government and NYS agency requirements. ITS provides additional services related to business process analysis, grant writing, development of Request for Proposals, interdepartmental data system integration efforts and custom report and data analysis requests.

	2018	2019
Expenditures	343,388	372,405
Revenues	0	0
Net Local	343,388	372,405
FTE	2.6	2.50

Email/Web/Internet

Type of Program DD

Tompkins County Departments rely on Electronic Mail (E-mail) as a primary form of communication and information exchange to improve their current business practices including remote email access, calendaring, and integration with other Tompkins County supported applications. ITS assists in the support and migration of an extensive new web site (Tompkinscountyny.gov) which provides public information about County services, activities, and the local community. This Internet gateway is also designed to support the advancement of numerous Electronic-Government interactive applications serving specific populations to access public information and services. In addition, Internet Service Provider (ISP) contracts are managed to maintain these critical functions. Web services has the potential to promote our County to prospective newcomers and visitors, educate the public on complex issues, and increase public input to elected officials. ITS also supports numerous network devices and systems which filter and monitor SPAM, County employee Internet activity, and secure remote access to critical County and NYS supported systems.

	2018	2019
Expenditures	228,698	292,986
Revenues	6,780	8,602
Net Local	221,918	284,384
FTE	1.40	1.40

ITS Admin/Help Desk

Type of Program DD

Planning, directing, and coordinating the work procedures and projects of information technologies programs and services as they relate to County functions and Departments. Functions include the management and oversight of the work orders, the development and enforcement of County IT policy, internal personnel support, project and contract management, communications and financial management for the department.

	2018	2019
Expenditures	177,965	188,165
Revenues	0	0
Net Local	177,965	188,165
FTE	1.80	1.80

Security and Compliance

Type of Program MD

Maintaining of federal and state regulations regarding the security and privacy of protected health information and other county confidential data. Responsible the development of county ITS security policies and federal mandated health insurance portability and accountability (HIPAA) policies. Provide assistance to county departments to develop and review policies, procedures, and contract language for compliance with federal and state regulations. Provide oversight of the workforce education component of privacy and security policies and procedures.

	2018	2019
Expenditures	134,434	158,712
Revenues	0	0
Net Local	134,434	158,712
FTE	1.20	1.20

Network/PC Support

Type of Program DM

Provide planning, design, implementation, and maintenance functions for the County network that supports access and IT systems for all 19 County facilities and responds to daily work orders and network management needs. Installation and maintenance of network equipment, hardware and software related telecommunications, networking, system integration, and data management implemented by the County. Activities include response to daily IT work orders, and the troubleshooting and correction of networking, system backup, and application technical problems. Responsible for the direction, coordination, and project management of all activities related to the County's Wide Area Network (WAN), network integration with NYS Office of Technology and other local agencies, and maintenance of primary hardware and operating systems software. Daily work includes a variety of network hardware and software monitoring and analysis to implement appropriate configuration changes.

	2018	2019
Expenditures	359,989	372,001
Revenues	6,513	6,063
Net Local	353,476	365,938
FTE	2.25	2.25

Public Safety Support

Type of Program DM

Today's professional and proactive law enforcement services require dedicated and integrated technology resources and support. This program serves as a multi-agency collaborative model for future data and technology shared service initiatives that can be applied throughout Tompkins County and promotes the establishment of standardized data management and reporting tools. The continued support of this program will sanction the firm foundation of collaboration toward better service, efficiency, and continued technology and information sharing throughout Tompkins County for public safety agencies. This includes coordination of Records Management Systems for local law enforcement agencies, the department of Emergency Response/Dispatch Center and the District Attorney's office resulting from the recently initiated Computer Aided Dispatch and Mobile Data project.

	2018	2019
Expenditures	113,084	118,487
Revenues	0	0
Net Local	113,084	118,487
FTE	.95	.95

Geographic Information Systems (GIS)

Type of Program MD

GIS provides for the development, maintenance, implementation, and distribution of geographic data and mapping applications. The GIS Division also assists in the NYS mandated tax mapping program for the Assessment Department and provides direct support for the integration of the Computer Aided Dispatch mapping system and related address data. Systems are comprised of aerial photography, geographic spatial data, computing and software systems and web based mapping services. Primary tasks include coordination with acquisition and development of data, project design, spatial data processing functions, and mapping products as well as responding to daily work orders, public inquiries, and data requests. GIS has recently deployed an Enterprise Address Management System (EAMS) designed to allow all Tompkins County municipalities the ability to manage their respective address details from a centralized and web based application.

	2018	2019
Expenditures	130,467	137,656
Revenues	7,850	7,950
Net Local	122,617	129,706
FTE	1.05	1.05

Telecommunications Support

Type of Program DD

Programming and support services for the design, development, enhancement, and purchase of telecommunication systems, services, and contracts for all County facilities. Coordination and response to work orders involving County telephone systems and management of contracts and the monthly departmental distribution of costs associated with telephone usage. In addition, the County wide implementation of the Voice Over IP (VOIP) telephone system, originally installed in conjunction with the Public Health capital project, will be completed for all additional County owned facilities based on the recently approved 2013 Capital Project Plant.

	2018	2019
Expenditures	105,994	131,873
Revenues	32,040	32,039
Net Local	73,954	99,834
FTE	.75	.85

Insurance Reserve

Insurance Reserve Fund - Funds set aside to pay for potential losses that Tompkins County has chosen to self-insure, including most negligence claims, auto claims, and the costs of defending such claims.

Consolidated Budget

	2016 Actual	2017 Actual	2018 Modified	2019 Target	2019 Req OTR's	2019 Rec OTR's	2019 Total Rec
Expenditures							
Other	171,196	254,528	243,500	243,500	0	0	243,500
Other Finance	195,000	150,000	200,000	300,000	0	0	300,000
Total Expenditures	366,196	404,528	443,500	543,500	0	0	543,500
Revenues							
Other Revenues	16,262	16,750	16,289	16,289	0	0	16,289
Total Revenues	16,262	16,750	16,289	16,289	0	0	16,289
Dept. Net Local	349,934	387,778	427,211	527,211	0	0	527,211

Insurance Reserve

9904 SELF INSURANCE RESERVE	2016 Actual	2017 Actual	2018 Modified	2019 Target	2019 Req OTR's	2019 Rec OTR's	2019 Total Rec
Expenditures							
Other	171,196	254,528	243,500	243,500	0	0	243,500
Other Finance	195,000	150,000	200,000	300,000	0	0	300,000
Total Expenditures	366,196	404,528	443,500	543,500	0	0	543,500
Revenues							
Other Revenues	16,262	16,750	16,289	16,289	0	0	16,289
Total Revenues	16,262	16,750	16,289	16,289	0	0	16,289
Budgeting Unit Net Local	349,934	387,778	427,211	527,211	0	0	527,211

Interfund Distribution

This is the General Fund distribution to Workforce Development, County Highway, and various supplemental and fringe benefit accounts

Consolidated Budget

	2016 Actual	2017 Actual	2018 Modified	2019 Target	2019 Req OTR's	2019 Rec OTR's	2019 Total Rec
Expenditures							
Program Expense	5,010,138	4,980,187	5,164,853	5,337,598	0	0	5,337,598
Other	0	0	1,362,161	606,518	0	0	606,518
Total Expenditures	5,010,138	4,980,187	6,527,014	5,944,116	0	0	5,944,116
Revenues							
Local Revenues	337,785	328,859	315,000	325,000	0	0	325,000
Other Revenues	0	0	233,005	0	0	0	0
Total Revenues	337,785	328,859	548,005	325,000	0	0	325,000
Dept. Net Local	4,672,353	4,651,328	5,979,009	5,619,116	0	0	5,619,116

Interfund Distribution

9101 ALLOWANCE FOR NEGOTIATION

	2016 Actual	2017 Actual	2018 Modified	2019 Target	2019 Req OTR's	2019 Rec OTR's	2019 Total Rec
Expenditures							
Other	0	0	1,362,161	606,518	0	0	606,518
Total Expenditures	0	0	1,362,161	606,518	0	0	606,518
Revenues							
Other Revenues	0	0	233,005	0	0	0	0
Total Revenues	0	0	233,005	0	0	0	0
Budgeting Unit Net Local	0	0	1,129,156	606,518	0	0	606,518

9502 CONTRIBUTION TO COMM DEV

	2016 Actual	2017 Actual	2018 Modified	2019 Target	2019 Req OTR's	2019 Rec OTR's	2019 Total Rec
Expenditures							
Program Expense	121,892	174,783	233,809	245,778	0	0	245,778
Total Expenditures	121,892	174,783	233,809	245,778	0	0	245,778
Budgeting Unit Net Local	121,892	174,783	233,809	245,778	0	0	245,778

9522 CONTRIBUTION TO D FUND

	2016 Actual	2017 Actual	2018 Modified	2019 Target	2019 Req OTR's	2019 Rec OTR's	2019 Total Rec
Expenditures							
Program Expense	4,888,246	4,805,404	4,931,044	5,091,820	0	0	5,091,820
Total Expenditures	4,888,246	4,805,404	4,931,044	5,091,820	0	0	5,091,820
Revenues							
Local Revenues	337,785	328,859	315,000	325,000	0	0	325,000
Total Revenues	337,785	328,859	315,000	325,000	0	0	325,000
Budgeting Unit Net Local	4,550,461	4,476,545	4,616,044	4,766,820	0	0	4,766,820

Ithaca-Tompkins Co. Transportation Council

The Ithaca-Tompkins County Transportation Council (ITCTC) is the Metropolitan Planning Organization (MPO) for Tompkins County. The ITCTC is charged with facilitating county-wide transportation planning and is responsible for working jointly and cooperatively with all transportation related agencies in Tompkins County, to promote comprehensive inter modal transportation planning; and providing transportation related information and analyses. The ITCTC is responsible for preparing and updating the Transportation Improvement Plan, a five year program of federally funded transportation projects; and the Transportation Long Range Plan, a county-wide plan with a 20 year horizon. Tompkins County is the host organization for the ITCTC, which is wholly federally funded.

Consolidated Budget

	2016 Actual	2017 Actual	2018 Modified	2019 Target	2019 Req OTR's	2019 Rec OTR's	2019 Total Rec
Expenditures							
Salary and Wages	167,599	186,524	231,295	203,863	0	0	203,863
Overtime	5	0	0	0	0	0	0
Premium Pay	9,935	1,936	4,351	3,893	0	0	3,893
Fringe Benefits	81,153	81,898	105,911	101,406	0	0	101,406
Other Capital Equip	1,865	857	9,643	12,000	0	0	12,000
Other Supplies	5,545	1,178	9,669	6,150	0	0	6,150
Travel Training	702	3,082	5,673	7,000	0	0	7,000
Professional Services	4,575	1,875	6,925	6,000	0	0	6,000
All Other Contr. Svcs	1,590	19,533	23,850	5,250	0	0	5,250
Program Expense	65,022	26,478	11,340	1,000	0	0	1,000
Utilities	950	1,018	2,268	6,000	0	0	6,000
Rent	0	475	1,500	750	0	0	750
Other	2,542	3,356	12,896	14,100	0	0	14,100
Total Expenditures	341,483	328,210	425,321	367,412	0	0	367,412
Revenues							
Federal Aid	276,772	284,136	407,322	367,412	0	0	367,412
State Aid	41,022	49,978	0	0	0	0	0
Other Revenues	0	13,900	15,900	0	0	0	0
Total Revenues	317,794	348,014	423,222	367,412	0	0	367,412
Dept. Net Local	23,689	-19,804	2,099	0	0	0	0

Ithaca-Tompkins Co. Transportation Council

Full Time Equivalents

	2015 Budget	2016 Budget	2017 Budget	2018 Budget	2019 Target	OTR Req	OTR Rec	2019 Total
Administrative Assistant	1.00	1.00	1.00	1.00	1.00	0.00	0.00	1.00
Planning Analyst	0.64	0.56	0.56	0.51	0.51	0.00	0.00	0.51
Transportation Analyst	0.60	0.60	0.60	0.60	0.60	0.00	0.00	0.60
Transportation Planning Director	1.00	1.00	1.00	1.00	1.00	0.00	0.00	1.00
	3.24	**3.16**	**3.16**	**3.11**	**3.11**	**0.00**	**0.00**	**3.11**

5650 RIDE SHARE

	2016 Actual	2017 Actual	2018 Modified	2019 Target	2019 Req OTR's	2019 Rec OTR's	2019 Total Rec
Expenditures							
All Other Contr. Svcs	0	18,000	18,000	0	0	0	0
Total Expenditures	0	18,000	18,000	0	0	0	0
Revenues							
Other Revenues	0	13,900	15,900	0	0	0	0
Total Revenues	0	13,900	15,900	0	0	0	0
Budgeting Unit Net Local	0	4,100	2,100	0	0	0	0

5651 17/18 FTA

	2016 Actual	2017 Actual	2018 Modified	2019 Target	2019 Req OTR's	2019 Rec OTR's	2019 Total Rec
Expenditures							
Salary and Wages	0	16,993	4,723	0	0	0	0
Fringe Benefits	0	7,377	2,331	0	0	0	0
Other Capital Equip	0	0	6,500	0	0	0	0
Professional Services	0	0	1,000	0	0	0	0
All Other Contr. Svcs	0	0	200	0	0	0	0
Other	0	104	1,325	0	0	0	0
Total Expenditures	0	24,474	16,079	0	0	0	0
Revenues							
Federal Aid	0	24,474	16,079	0	0	0	0
Total Revenues	0	24,474	16,079	0	0	0	0
Budgeting Unit Net Local	0	0	0	0	0	0	0

Ithaca-Tompkins Co. Transportation Council

5652 18/19 FHWA

	2016 Actual	2017 Actual	2018 Modified	2019 Target	2019 Req OTR's	2019 Rec OTR's	2019 Total Rec
Expenditures							
Salary and Wages	0	0	178,074	0	0	0	0
Premium Pay	0	0	3,393	0	0	0	0
Fringe Benefits	0	0	82,187	0	0	0	0
Other Capital Equip	0	0	1,600	0	0	0	0
Other Supplies	0	0	6,700	0	0	0	0
Travel Training	0	0	500	0	0	0	0
Professional Services	0	0	4,000	0	0	0	0
All Other Contr. Svcs	0	0	2,200	0	0	0	0
Program Expense	0	0	8,340	0	0	0	0
Utilities	0	0	1,000	0	0	0	0
Rent	0	0	500	0	0	0	0
Other	0	0	5,197	0	0	0	0
Total Expenditures	0	0	293,691	0	0	0	0
Revenues							
Federal Aid	0	0	293,691	0	0	0	0
Total Revenues	0	0	293,691	0	0	0	0
Budgeting Unit Net Local	0	0	0	0	0	0	0

Ithaca-Tompkins Co. Transportation Council

5654 19/20 FHWA

	2016 Actual	2017 Actual	2018 Modified	2019 Target	2019 Req OTR's	2019 Rec OTR's	2019 Total Rec
Expenditures							
Salary and Wages	0	0	0	203,863	0	0	203,863
Premium Pay	0	0	0	3,893	0	0	3,893
Fringe Benefits	0	0	0	101,406	0	0	101,406
Other Capital Equip	0	0	0	12,000	0	0	12,000
Other Supplies	0	0	0	6,150	0	0	6,150
Travel Training	0	0	0	7,000	0	0	7,000
Professional Services	0	0	0	6,000	0	0	6,000
All Other Contr. Svcs	0	0	0	5,250	0	0	5,250
Program Expense	0	0	0	1,000	0	0	1,000
Utilities	0	0	0	6,000	0	0	6,000
Rent	0	0	0	750	0	0	750
Other	0	0	0	14,100	0	0	14,100
Total Expenditures	0	0	0	367,412	0	0	367,412
Revenues							
Federal Aid	0	0	0	367,412	0	0	367,412
Total Revenues	0	0	0	367,412	0	0	367,412
Budgeting Unit Net Local	0	0	0	0	0	0	0

Ithaca-Tompkins Co. Transportation Council

5680 17/18 FHWA	2016 Actual	2017 Actual	2018 Modified	2019 Target	2019 Req OTR's	2019 Rec OTR's	2019 Total Rec
Expenditures							
Salary and Wages	0	124,736	48,498	0	0	0	0
Premium Pay	0	1,010	958	0	0	0	0
Fringe Benefits	0	54,586	21,393	0	0	0	0
Other Capital Equip	0	857	1,543	0	0	0	0
Other Supplies	0	416	2,084	0	0	0	0
Travel Training	0	827	2,173	0	0	0	0
Professional Services	0	1,875	1,125	0	0	0	0
All Other Contr. Svcs	0	222	3,250	0	0	0	0
Program Expense	0	500	3,000	0	0	0	0
Utilities	0	401	618	0	0	0	0
Rent	0	0	1,000	0	0	0	0
Other	0	413	5,474	0	0	0	0
Total Expenditures	0	185,843	91,116	0	0	0	0
Revenues							
Federal Aid	0	185,675	91,117	0	0	0	0
Total Revenues	0	185,675	91,117	0	0	0	0
Budgeting Unit Net Local	0	168	-1	0	0	0	0

8664 FTA 14/15	2016 Actual	2017 Actual	2018 Modified	2019 Target	2019 Req OTR's	2019 Rec OTR's	2019 Total Rec
Expenditures							
Other Capital Equip	1,865	0	0	0	0	0	0
Other Supplies	434	48	0	0	0	0	0
Utilities	200	100	0	0	0	0	0
Other	169	0	0	0	0	0	0
Total Expenditures	2,668	148	0	0	0	0	0
Revenues							
Federal Aid	2,668	148	0	0	0	0	0
Total Revenues	2,668	148	0	0	0	0	0
Budgeting Unit Net Local	0	0	0	0	0	0	0

Ithaca-Tompkins Co. Transportation Council

8672 FTA 13/14

	2016 Actual	2017 Actual	2018 Modified	2019 Target	2019 Req OTR's	2019 Rec OTR's	2019 Total Rec
Expenditures							
Other Supplies	152	0	0	0	0	0	0
Travel Training	181	0	0	0	0	0	0
Other	129	0	0	0	0	0	0
Total Expenditures	462	0	0	0	0	0	0
Revenues							
Federal Aid	462	0	0	0	0	0	0
Total Revenues	462	0	0	0	0	0	0
Budgeting Unit Net Local	0	0	0	0	0	0	0

Ithaca-Tompkins Co. Transportation Council

8678 2015/2016 FHWA

	2016 Actual	2017 Actual	2018 Modified	2019 Target	2019 Req OTR's	2019 Rec OTR's	2019 Total Rec
Expenditures							
Salary and Wages	38,038	0	0	0	0	0	0
Overtime	5	0	0	0	0	0	0
Premium Pay	2,197	0	0	0	0	0	0
Fringe Benefits	18,394	0	0	0	0	0	0
Other Supplies	33	0	0	0	0	0	0
Travel Training	68	0	0	0	0	0	0
Professional Services	1,875	0	0	0	0	0	0
All Other Contr. Svcs	168	0	0	0	0	0	0
Utilities	191	0	0	0	0	0	0
Other	1,443	0	0	0	0	0	0
Total Expenditures	62,412	0	0	0	0	0	0
Revenues							
Federal Aid	62,936	0	0	0	0	0	0
Total Revenues	62,936	0	0	0	0	0	0
Budgeting Unit Net Local	-524	0	0	0	0	0	0

8679 NYSERDA

	2016 Actual	2017 Actual	2018 Modified	2019 Target	2019 Req OTR's	2019 Rec OTR's	2019 Total Rec
Expenditures							
Program Expense	65,022	25,978	0	0	0	0	0
Total Expenditures	65,022	25,978	0	0	0	0	0
Revenues							
State Aid	41,022	49,978	0	0	0	0	0
Total Revenues	41,022	49,978	0	0	0	0	0
Budgeting Unit Net Local	24,000	-24,000	0	0	0	0	0

Ithaca-Tompkins Co. Transportation Council

8681 APRIL 2015 FTA

	2016 Actual	2017 Actual	2018 Modified	2019 Target	2019 Req OTR's	2019 Rec OTR's	2019 Total Rec
Expenditures							
Salary and Wages	5,113	0	0	0	0	0	0
Premium Pay	183	0	0	0	0	0	0
Fringe Benefits	2,421	0	0	0	0	0	0
Other Supplies	0	567	135	0	0	0	0
Travel Training	0	2,230	0	0	0	0	0
All Other Contr. Svcs	1,200	0	0	0	0	0	0
Utilities	0	400	0	0	0	0	0
Other	0	500	0	0	0	0	0
Total Expenditures	8,917	3,697	135	0	0	0	0
Revenues							
Federal Aid	8,918	3,696	135	0	0	0	0
Total Revenues	8,918	3,696	135	0	0	0	0
Budgeting Unit Net Local	-1	1	0	0	0	0	0

8697 2016/2017 FTA

	2016 Actual	2017 Actual	2018 Modified	2019 Target	2019 Req OTR's	2019 Rec OTR's	2019 Total Rec
Expenditures							
Salary and Wages	0	5,376	0	0	0	0	0
Premium Pay	0	43	0	0	0	0	0
Fringe Benefits	0	2,353	0	0	0	0	0
Other Supplies	0	0	750	0	0	0	0
Travel Training	0	0	3,000	0	0	0	0
Professional Services	0	0	800	0	0	0	0
All Other Contr. Svcs	0	0	200	0	0	0	0
Utilities	0	0	650	0	0	0	0
Rent	0	73	0	0	0	0	0
Other	0	0	900	0	0	0	0
Total Expenditures	0	7,845	6,300	0	0	0	0
Revenues							
Federal Aid	0	7,821	6,300	0	0	0	0
Total Revenues	0	7,821	6,300	0	0	0	0
Budgeting Unit Net Local	0	24	0	0	0	0	0

Ithaca-Tompkins Co. Transportation Council

8699 2016/2017 FHWA

	2016 Actual	2017 Actual	2018 Modified	2019 Target	2019 Req OTR's	2019 Rec OTR's	2019 Total Rec
Expenditures							
Salary and Wages	124,448	39,419	0	0	0	0	0
Premium Pay	7,555	883	0	0	0	0	0
Fringe Benefits	60,338	17,582	0	0	0	0	0
Other Supplies	4,926	147	0	0	0	0	0
Travel Training	453	25	0	0	0	0	0
Professional Services	2,700	0	0	0	0	0	0
All Other Contr. Svcs	222	1,311	0	0	0	0	0
Utilities	559	117	0	0	0	0	0
Rent	0	402	0	0	0	0	0
Other	801	2,339	0	0	0	0	0
Total Expenditures	202,002	62,225	0	0	0	0	0
Revenues							
Federal Aid	201,788	62,322	0	0	0	0	0
Total Revenues	201,788	62,322	0	0	0	0	0
Budgeting Unit Net Local	214	-97	0	0	0	0	0

Ithaca-Tompkins Co. Transportation Council

Program Summary

Data Management

Type of Program MD

To implement data collections, analysis and maintenance activities. Most of these tasks are ongoing in nature unless specified otherwise.

	2018	2019
Expenditures	62,149	62,550
Revenues	62,149	62,550
Net Local	0	0
FTE	0.85	0.85

Implementation Planning and Programming

Type of Program MD

To provide technical support to specific transportation planning and capital projects. A number of these tasks are ongoing in nature unless specified otherwise.

	2018	2019
Expenditures	120,607	124,609
Revenues	120,607	124,609
Net Local	0	0
FTE	1.4	1.4

Plan Appraisal

Type of Program MD

To implement activities that support the monitoring, revision, implementation and update of the 2035 Long Range Transportation Plan (LRTP) and its goals, sub-goals, and objectives, and other recommended actions. Most of these actions are ongoing in nature unless specified otherwise.

	2018	2019
Expenditures	53,269	54,807
Revenues	53,269	54,807
Net Local	0	0
FTE	0.55	0.55

Program Coordination

Type of Program MD

Facilitate the administrative tasks and financing associated with the general operation of the ITCTC/MPO. Most of these tasks are ongoing in nature unless specified otherwise.

	2018	2019
Expenditures	121,136	125,446
Revenues	121,136	125,446
Net Local	0	0
FTE	1.2	1.2

Legislature & Clerk of the Legislature

The County Legislature is the Elective Governing body of the County and adopts an annual budget, local laws, resolutions, policies, and makes decisions to meet the needs of County residents and communities. The mission of the Tompkins County Legislature is to collectively meet the needs of residents and communities and to realize the Legislature

Consolidated Budget

	2016 Actual	2017 Actual	2018 Modified	2019 Target	2019 Req OTR's	2019 Rec OTR's	2019 Total Rec
Expenditures							
Salary and Wages	453,166	458,429	505,217	513,092	0	0	513,092
Premium Pay	14,133	11,291	1,400	3,500	0	0	3,500
Fringe Benefits	213,602	203,906	250,015	252,148	0	0	252,148
Other Capital Equip	748	2,818	17,227	1,827	0	0	1,827
Other Supplies	3,249	3,726	5,475	5,475	0	0	5,475
Travel Training	3,223	7,040	7,500	5,000	2,500	2,500	7,500
All Other Contr. Svcs	22,508	19,912	21,496	21,496	0	0	21,496
Utilities	522	505	862	862	0	0	862
Other	21,097	24,490	26,243	26,243	0	0	26,243
Total Expenditures	732,248	732,117	835,435	829,643	2,500	2,500	832,143
Revenues							
Applied Rollover (Rev.)	0	0	17,900	0	0	0	0
Total Revenues	0	0	17,900	0	0	0	0
Dept. Net Local	732,248	732,117	817,535	829,643	2,500	2,500	832,143

Legislature & Clerk of the Legislature

Full Time Equivalents

	2015 Budget	2016 Budget	2017 Budget	2018 Budget	2019 Target	OTR Req	OTR Rec	2019 Total
Chief Deputy Clerk	1.00	1.00	1.00	1.00	1.00	0.00	0.00	1.00
Clerk of the Legislature	1.00	1.00	1.00	1.00	1.00	0.00	0.00	1.00
Deputy Clerk	1.00	1.00	1.00	1.00	1.00	0.00	0.00	1.00
Legislator	14.00	14.00	14.00	14.00	14.00	0.00	0.00	14.00
	17.00	**17.00**	**17.00**	**17.00**	**17.00**	**0.00**	**0.00**	**17.00**

Legislature & Clerk of the Legislature

1010 LEGISLATURE

	2016 Actual	2017 Actual	2018 Modified	2019 Target	2019 Req OTR's	2019 Rec OTR's	2019 Total Rec
Expenditures							
Salary and Wages	276,588	274,150	310,300	310,300	0	0	310,300
Fringe Benefits	126,428	119,009	153,133	151,457	0	0	151,457
Other Capital Equip	0	0	15,400	0	0	0	0
Other Supplies	378	721	675	675	0	0	675
Travel Training	3,223	7,040	7,500	5,000	2,500	2,500	7,500
Other	8,062	10,930	11,945	11,945	0	0	11,945
Total Expenditures	414,679	411,850	498,953	479,377	2,500	2,500	481,877
Revenues							
Applied Rollover (Rev.)	0	0	17,900	0	0	0	0
Total Revenues	0	0	17,900	0	0	0	0
Budgeting Unit Net Local	414,679	411,850	481,053	479,377	2,500	2,500	481,877

1040 CLERK, LEGISLATURE

	2016 Actual	2017 Actual	2018 Modified	2019 Target	2019 Req OTR's	2019 Rec OTR's	2019 Total Rec
Expenditures							
Salary and Wages	176,578	184,279	194,917	202,792	0	0	202,792
Premium Pay	14,133	11,291	1,400	3,500	0	0	3,500
Fringe Benefits	87,174	84,897	96,882	100,691	0	0	100,691
Other Capital Equip	748	2,818	1,827	1,827	0	0	1,827
Other Supplies	2,871	3,005	4,800	4,800	0	0	4,800
All Other Contr. Svcs	22,508	19,912	21,496	21,496	0	0	21,496
Utilities	522	505	862	862	0	0	862
Other	2,197	2,397	2,800	2,589	0	0	2,589
Total Expenditures	306,731	309,104	324,984	338,557	0	0	338,557
Revenues							
Total Revenues	0	0	0	0	0	0	0
Budgeting Unit Net Local	306,731	309,104	324,984	338,557	0	0	338,557

1920 MUNICIPAL DUES

	2016 Actual	2017 Actual	2018 Modified	2019 Target	2019 Req OTR's	2019 Rec OTR's	2019 Total Rec
Expenditures							
Other	10,838	11,163	11,498	11,709	0	0	11,709
Total Expenditures	10,838	11,163	11,498	11,709	0	0	11,709
Budgeting Unit Net Local	10,838	11,163	11,498	11,709	0	0	11,709

OTR #	31	Priority	1	OTR Name	Additional Conference Expenses for New Legislators

Description

Additional funds will allow more Legislators to attend NYSAC Conference.

		Account	Requested		Recommended	
1010	54412	TRAVEL/TRAINING	2,500	TARGET	2,500	TARGET
		Local Share	2,500		2,500	
Legislature & Clerk of the Legislature Total			2,500		2,500	

Legislature & Clerk of the Legislature

Program Summary

Tompkins County Legislature

Type of Program MD

The County Legislature is the Elective Governing body of the County and adopts an annual budget, local laws, resolutions, policies, and makes decisions to meet the needs of County residents and communities.

	2018	2019
Expenditures	498,953	481,877
Revenues	17,900	0
Net Local	481,053	481,877
FTE	14	14

Tompkins County Legislature, Clerk's Office

Type of Program MD

The Clerk processes and certifies the actions of the Legislature and performs the day-to-day administrative duties related to activities of the Legislature.

	2018	2019
Expenditures	313,960	338,557
Revenues	0	0
Net Local	313,960	338,557
FTE	3	3

Memorial Celebrations

This budgeting unit holds the appropriation with which Tompkins County supports memorial celebrations and parades, such as those on Flag Day and Veterans Day, as well as paying for the bulk purchase of US Flags (12" x 18") for distribution to and placement in the cemeteries within Tompkins County on the graves of veterans.

Consolidated Budget

	2016 Actual	2017 Actual	2018 Modified	2019 Target	2019 Req OTR's	2019 Rec OTR's	2019 Total Rec
Expenditures							
Program Expense	5,574	6,448	7,146	7,500	0	0	7,500
Total Expenditures	5,574	6,448	7,146	7,500	0	0	7,500
Revenues							
Total Revenues	0	0	0	0	0	0	0
Dept. Net Local	5,574	6,448	7,146	7,500	0	0	7,500

Memorial Celebrations

7550 CELEBRATIONS	2016 Actual	2017 Actual	2018 Modified	2019 Target	2019 Req OTR's	2019 Rec OTR's	2019 Total Rec
Expenditures							
Program Expense	5,574	6,448	7,146	7,500	0	0	7,500
Total Expenditures	5,574	6,448	7,146	7,500	0	0	7,500
Revenues							
Total Revenues	0	0	0	0	0	0	0
Budgeting Unit Net Local	5,574	6,448	7,146	7,500	0	0	7,500

Mental Health Department

The Tompkins County Mental Health Department provides assessment, counseling, individual and group therapies, medication management, treatment, case management and crisis services to adults, children, and families with mental health challenges. All Tompkins County residents can receive these services regardless of ability to pay, based on a sliding fee scale. The department also provides court-ordered evaluations for family court; services to drug courts; and evaluates, provides or monitors mental health services for jail inmates. To provide these services it utilizes psychiatrists (MDs), psychiatric social workers, nurse practitioners, nurses, and other service providers. The Mental Health Department also sets policy for a comprehensive system of community-based preventative, rehabilitative, and treatment services for individuals and families affected by mental illness, chemical use disorders, and developmental disabilities. To accomplish this, the department administers state aid to mental health professionals and not-for-profit agencies with whom it contracts to provide a full array of additional mental health programs including advocacy, education, respite, 24-hour crisis counseling, outreach, referral, training, case management, employment, housing, alcohol and substance abuse services, and homeless services. In addition, the department contracts for a full range of services to individuals affected by developmental disabilities. These services include recreation mainstreaming, employment, speech therapy, occupational therapy, physical therapy, and counseling.

Consolidated Budget

	2016 Actual	2017 Actual	2018 Modified	2019 Target	2019 Req OTR's	2019 Rec OTR's	2019 Total Rec
Expenditures							
Salary and Wages	3,851,254	3,937,138	4,262,982	4,156,900	0	0	4,156,900
Overtime	287	3,075	0	0	0	0	0
Premium Pay	96,316	107,919	16,300	40,625	0	0	40,625
Fringe Benefits	1,803,723	1,758,475	2,111,773	2,048,811	0	0	2,048,811
Automotive Equipment	148,217	0	0	0	0	0	0
Other Capital Equip	96,368	44,282	16,800	31,600	0	0	31,600
Vehicle Fuel and Maint	3,222	3,846	5,300	5,300	0	0	5,300
Other Supplies	77,434	16,662	22,600	25,500	0	0	25,500
Travel Training	17,207	18,149	19,700	25,826	0	0	25,826
Professional Services	191,084	197,173	211,836	389,836	0	0	389,836
Mandate - Other	73,790	101,774	156,000	156,000	0	0	156,000
All Other Contr. Svcs	4,085	3,562	2,622	3,822	0	0	3,822
Program Expense	5,201,980	5,291,848	5,346,137	5,348,499	0	0	5,348,499
Utilities	23,448	33,089	28,000	30,000	0	0	30,000
Rent	9	75	0	0	0	0	0
Other	67,672	73,209	88,177	96,251	0	0	96,251
Total Expenditures	11,656,096	11,590,276	12,288,227	12,358,970	0	0	12,358,970
Revenues							
Federal Aid	1,227,346	588,232	1,361,234	1,304,332	0	0	1,304,332
State Aid	4,219,773	5,357,396	4,513,668	4,410,474	0	0	4,410,474
Local Revenues	3,141,865	3,963,029	3,971,632	3,965,405	0	0	3,965,405
Other Revenues	436,682	487,090	531,175	531,175	0	0	531,175
Total Revenues	9,025,666	10,395,747	10,377,709	10,211,386	0	0	10,211,386
Dept. Net Local	2,630,430	1,194,529	1,910,518	2,147,584	0	0	2,147,584

Mental Health Department

Full Time Equivalents

	2015 Budget	2016 Budget	2017 Budget	2018 Budget	2019 Target	OTR Req	OTR Rec	2019 Total
Administrative Assisant, Level 3	0.00	1.00	0.00	0.00	0.00	0.00	0.00	0.00
Administrative Assistant	5.70	5.70	4.70	4.00	3.00	0.00	0.00	3.00
Administrative Assistant, Level 2	1.00	4.00	4.00	6.00	6.00	0.00	0.00	6.00
Administrative Computer Assistant	0.00	0.00	1.00	1.00	1.00	0.00	0.00	1.00
Administrative Coordinator	1.00	1.00	1.00	1.00	1.00	0.00	0.00	1.00
Case Aide	4.00	1.00	1.00	0.00	0.00	0.00	0.00	0.00
Casework Assistant	2.00	2.00	3.00	4.00	4.00	0.00	0.00	4.00
Caseworker	8.00	8.00	7.00	7.00	7.00	1.00	1.00	8.00
Clinic Supervisor	3.00	3.00	3.00	3.00	1.00	0.00	0.00	1.00
Commissioner	1.00	1.00	0.00	0.00	0.00	0.00	0.00	0.00
Community Mental Health Nurse	7.80	7.80	9.00	8.60	7.80	0.00	0.00	7.80
Continuing Treatment Specialist	2.70	2.00	0.00	0.00	0.00	0.00	0.00	0.00
Deputy Commissioner	1.00	1.00	1.00	1.00	1.00	0.00	0.00	1.00
Director, Mental Health Clinic	0.00	0.00	0.00	0.00	1.00	0.00	0.00	1.00
Dual Recovery Coordinator	1.00	1.00	1.00	1.00	1.00	0.00	0.00	1.00
Employment Specialist	0.00	0.00	1.00	1.00	1.00	0.00	0.00	1.00
Fiscal Administrator	0.00	0.00	0.00	1.00	1.00	0.00	0.00	1.00
Fiscal Coordinator	1.00	1.00	1.00	0.00	0.00	0.00	0.00	0.00
Forensic Counselor	2.00	2.00	2.00	1.00	0.00	0.00	0.00	0.00
Medical Director/ MH	1.00	1.00	1.00	1.00	1.00	0.00	0.00	1.00
Nurse Practitioner	1.00	1.00	1.00	1.00	1.00	0.00	0.00	1.00
Program Director - Care Managment	0.00	0.00	1.00	1.00	1.00	0.00	0.00	1.00
Program Director - PROS	0.00	1.00	1.00	1.00	1.00	0.00	0.00	1.00
Program Director CSS	1.00	1.00	0.00	0.00	0.00	0.00	0.00	0.00
Psychiatric Social Worker	14.00	14.00	15.00	15.00	15.00	0.00	0.00	15.00
Psychiatrist	1.70	1.70	1.70	1.70	0.70	0.00	0.00	0.70
Quality Assurance/Improvement	0.00	0.00	1.00	1.00	1.00	0.00	0.00	1.00
Rehabilitation Specialist	0.00	0.00	2.00	2.00	2.00	0.00	0.00	2.00
Secretary	1.00	1.00	0.00	0.00	0.00	0.00	0.00	0.00
Senior Caseworker	0.00	0.00	1.00	1.00	1.00	0.00	0.00	1.00
Senior Psychiatric Social Worker	0.00	0.00	0.00	1.00	3.00	0.00	0.00	3.00
Senior Typist	1.00	0.00	1.00	0.00	0.00	0.00	0.00	0.00
	61.90	**62.20**	**65.40**	**65.30**	**62.50**	**1.00**	**1.00**	**63.50**

Mental Health Department

4310 M.H. ADMINISTRATION

	2016 Actual	2017 Actual	2018 Modified	2019 Target	2019 Req OTR's	2019 Rec OTR's	2019 Total Rec
Expenditures							
Salary and Wages	807,152	835,639	975,173	955,892	0	0	955,892
Overtime	287	1,615	0	0	0	0	0
Premium Pay	18,688	10,194	4,600	10,500	0	0	10,500
Fringe Benefits	376,604	368,007	483,518	471,696	0	0	471,696
Other Capital Equip	7,284	14,302	13,200	22,000	0	0	22,000
Other Supplies	12,761	6,129	4,700	5,700	0	0	5,700
Travel Training	3,074	6,819	6,100	6,100	0	0	6,100
Professional Services	111,759	106,731	108,776	78,776	0	0	78,776
All Other Contr. Svcs	-1,026,231	-1,026,267	-1,031,073	-1,031,073	0	0	-1,031,073
Program Expense	1,307	1,028	400	600	0	0	600
Utilities	11,262	11,027	14,000	14,000	0	0	14,000
Other	12,229	11,395	15,981	11,080	0	0	11,080
Total Expenditures	336,176	346,619	595,375	545,271	0	0	545,271
Revenues							
Federal Aid	0	338,563	395,465	338,563	0	0	338,563
State Aid	199,877	162,905	199,910	199,910	0	0	199,910
Local Revenues	940	0	0	0	0	0	0
Total Revenues	200,817	501,468	595,375	538,473	0	0	538,473
Budgeting Unit Net Local	135,359	-154,849	0	6,798	0	0	6,798

Mental Health Department

4311 MENTAL HEALTH CLINIC	2016 Actual	2017 Actual	2018 Modified	2019 Target	2019 Req OTR's	2019 Rec OTR's	2019 Total Rec
Expenditures							
Salary and Wages	2,311,632	2,261,411	2,434,851	2,239,392	0	0	2,239,392
Overtime	0	1,203	0	0	0	0	0
Premium Pay	57,145	86,976	8,650	20,375	0	0	20,375
Fringe Benefits	1,083,481	1,020,864	1,205,868	1,102,992	0	0	1,102,992
Other Capital Equip	21,371	9,653	1,200	7,200	0	0	7,200
Other Supplies	60,723	7,311	12,300	11,800	0	0	11,800
Travel Training	10,494	4,168	10,000	14,000	0	0	14,000
Professional Services	79,325	90,442	101,260	309,260	0	0	309,260
All Other Contr. Svcs	765,363	765,097	768,200	768,200	0	0	768,200
Program Expense	6,735	6,731	8,000	11,000	0	0	11,000
Rent	0	75	0	0	0	0	0
Other	55,421	58,685	61,506	76,506	0	0	76,506
Total Expenditures	4,451,690	4,312,616	4,611,835	4,560,725	0	0	4,560,725
Revenues							
Federal Aid	16,640	0	0	0	0	0	0
State Aid	702,920	682,723	621,757	550,757	0	0	550,757
Local Revenues	2,234,514	3,223,989	3,004,732	3,019,732	0	0	3,019,732
Other Revenues	1,392	0	0	0	0	0	0
Total Revenues	2,955,466	3,906,712	3,626,489	3,570,489	0	0	3,570,489
Budgeting Unit Net Local	1,496,224	405,904	985,346	990,236	0	0	990,236

Mental Health Department

4312 SKY LIGHT CLUB

	2016 Actual	2017 Actual	2018 Modified	2019 Target	2019 Req OTR's	2019 Rec OTR's	2019 Total Rec
Expenditures							
Salary and Wages	223,164	288,112	301,741	386,976	0	0	386,976
Overtime	0	257	0	0	0	0	0
Premium Pay	1,550	1,209	550	1,750	0	0	1,750
Fringe Benefits	102,716	125,777	149,153	189,737	0	0	189,737
Other Capital Equip	67,222	5,795	1,200	1,200	0	0	1,200
Vehicle Fuel and Maint	0	0	200	200	0	0	200
Other Supplies	2,747	1,847	4,400	6,800	0	0	6,800
Travel Training	3,582	3,078	1,600	3,726	0	0	3,726
Professional Services	0	0	1,800	1,800	0	0	1,800
All Other Contr. Svcs	90,740	91,026	93,810	95,010	0	0	95,010
Program Expense	2,524	1,963	1,500	1,500	0	0	1,500
Rent	9	0	0	0	0	0	0
Other	22	3,118	10,690	8,665	0	0	8,665
Total Expenditures	494,276	522,182	566,644	697,364	0	0	697,364
Revenues							
State Aid	114,953	144,249	82,428	51,072	0	0	51,072
Local Revenues	85,489	216,258	231,691	382,000	0	0	382,000
Total Revenues	200,442	360,507	314,119	433,072	0	0	433,072
Budgeting Unit Net Local	293,834	161,675	252,525	264,292	0	0	264,292

4314 CLIENT FISCAL MGMT.

	2016 Actual	2017 Actual	2018 Modified	2019 Target	2019 Req OTR's	2019 Rec OTR's	2019 Total Rec
Expenditures							
Salary and Wages	10,262	10,493	10,627	11,056	0	0	11,056
Fringe Benefits	4,863	4,555	5,244	5,396	0	0	5,396
All Other Contr. Svcs	1,848	1,848	0	0	0	0	0
Total Expenditures	16,973	16,896	15,871	16,452	0	0	16,452
Revenues							
State Aid	11,441	10,442	11,441	11,441	0	0	11,441
Total Revenues	11,441	10,442	11,441	11,441	0	0	11,441
Budgeting Unit Net Local	5,532	6,454	4,430	5,011	0	0	5,011

Mental Health Department

4316 INTENSIVE CASE MGMT.

	2016 Actual	2017 Actual	2018 Modified	2019 Target	2019 Req OTR's	2019 Rec OTR's	2019 Total Rec
Expenditures							
Salary and Wages	35,154	0	0	0	0	0	0
Premium Pay	16,419	0	0	0	0	0	0
Fringe Benefits	23,574	0	0	0	0	0	0
All Other Contr. Svcs	18,804	0	0	0	0	0	0
Total Expenditures	93,951	0	0	0	0	0	0
Revenues							
State Aid	5,874	0	0	0	0	0	0
Local Revenues	11,968	0	0	0	0	0	0
Total Revenues	17,842	0	0	0	0	0	0
Budgeting Unit Net Local	76,109	0	0	0	0	0	0

4318 I.C.M. CHILDREN'S NEEDS

	2016 Actual	2017 Actual	2018 Modified	2019 Target	2019 Req OTR's	2019 Rec OTR's	2019 Total Rec
Expenditures							
Program Expense	17,649	24,491	0	0	0	0	0
Total Expenditures	17,649	24,491	0	0	0	0	0
Revenues							
State Aid	28,710	29,903	0	0	0	0	0
Total Revenues	28,710	29,903	0	0	0	0	0
Budgeting Unit Net Local	-11,061	-5,412	0	0	0	0	0

4321 UNITY HOUSE

	2016 Actual	2017 Actual	2018 Modified	2019 Target	2019 Req OTR's	2019 Rec OTR's	2019 Total Rec
Expenditures							
Program Expense	195,346	197,318	193,266	193,266	0	0	193,266
Total Expenditures	195,346	197,318	193,266	193,266	0	0	193,266
Revenues							
State Aid	195,346	197,318	193,266	193,266	0	0	193,266
Total Revenues	195,346	197,318	193,266	193,266	0	0	193,266
Budgeting Unit Net Local	0	0	0	0	0	0	0

Mental Health Department

4323 BOCES

	2016 Actual	2017 Actual	2018 Modified	2019 Target	2019 Req OTR's	2019 Rec OTR's	2019 Total Rec
Expenditures							
Program Expense	106,604	95,741	106,657	108,132	0	0	108,132
Total Expenditures	106,604	95,741	106,657	108,132	0	0	108,132
Revenues							
Federal Aid	106,604	95,741	0	0	0	0	0
State Aid	0	0	106,657	108,132	0	0	108,132
Total Revenues	106,604	95,741	106,657	108,132	0	0	108,132
Budgeting Unit Net Local	0	0	0	0	0	0	0

4324 MENTAL HEALTH ASSOC.

	2016 Actual	2017 Actual	2018 Modified	2019 Target	2019 Req OTR's	2019 Rec OTR's	2019 Total Rec
Expenditures							
Program Expense	390,594	390,791	422,268	422,268	0	0	422,268
Total Expenditures	390,594	390,791	422,268	422,268	0	0	422,268
Revenues							
State Aid	390,594	390,791	390,789	390,789	0	0	390,789
Total Revenues	390,594	390,791	390,789	390,789	0	0	390,789
Budgeting Unit Net Local	0	0	31,479	31,479	0	0	31,479

4325 ALCOHOLISM COUNCIL

	2016 Actual	2017 Actual	2018 Modified	2019 Target	2019 Req OTR's	2019 Rec OTR's	2019 Total Rec
Expenditures							
Program Expense	377,343	325,592	377,503	377,503	0	0	377,503
Total Expenditures	377,343	325,592	377,503	377,503	0	0	377,503
Revenues							
Federal Aid	154,973	120,648	0	0	0	0	0
State Aid	164,590	147,164	319,723	319,723	0	0	319,723
Total Revenues	319,563	267,812	319,723	319,723	0	0	319,723
Budgeting Unit Net Local	57,780	57,780	57,780	57,780	0	0	57,780

Mental Health Department

4326 ITHACA YOUTH BUREAU

	2016 Actual	2017 Actual	2018 Modified	2019 Target	2019 Req OTR's	2019 Rec OTR's	2019 Total Rec
Expenditures							
Program Expense	136,334	136,334	136,334	136,334	0	0	136,334
Total Expenditures	136,334	136,334	136,334	136,334	0	0	136,334
Revenues							
Local Revenues	88,673	88,673	88,673	88,673	0	0	88,673
Total Revenues	88,673	88,673	88,673	88,673	0	0	88,673
Budgeting Unit Net Local	47,661	47,661	47,661	47,661	0	0	47,661

4327 SUICIDE PREVENTION

	2016 Actual	2017 Actual	2018 Modified	2019 Target	2019 Req OTR's	2019 Rec OTR's	2019 Total Rec
Expenditures							
Program Expense	202,473	202,555	202,555	202,555	0	0	202,555
Total Expenditures	202,473	202,555	202,555	202,555	0	0	202,555
Revenues							
State Aid	163,399	163,481	163,481	163,481	0	0	163,481
Total Revenues	163,399	163,481	163,481	163,481	0	0	163,481
Budgeting Unit Net Local	39,074	39,074	39,074	39,074	0	0	39,074

4328 EMERGENCY COMM. SHELTER

	2016 Actual	2017 Actual	2018 Modified	2019 Target	2019 Req OTR's	2019 Rec OTR's	2019 Total Rec
Expenditures							
Program Expense	67,202	65,513	65,513	65,513	0	0	65,513
Total Expenditures	67,202	65,513	65,513	65,513	0	0	65,513
Revenues							
Federal Aid	16,640	33,280	33,280	33,280	0	0	33,280
State Aid	50,562	32,233	32,233	32,233	0	0	32,233
Total Revenues	67,202	65,513	65,513	65,513	0	0	65,513
Budgeting Unit Net Local	0	0	0	0	0	0	0

Mental Health Department

4329 CHALLENGE INDUSTRIES

	2016 Actual	2017 Actual	2018 Modified	2019 Target	2019 Req OTR's	2019 Rec OTR's	2019 Total Rec
Expenditures							
Program Expense	584,945	574,682	585,365	587,457	0	0	587,457
Total Expenditures	584,945	574,682	585,365	587,457	0	0	587,457
Revenues							
State Aid	525,946	515,683	526,366	528,458	0	0	528,458
Total Revenues	525,946	515,683	526,366	528,458	0	0	528,458
Budgeting Unit Net Local	58,999	58,999	58,999	58,999	0	0	58,999

4330 HEALTH HOME

	2016 Actual	2017 Actual	2018 Modified	2019 Target	2019 Req OTR's	2019 Rec OTR's	2019 Total Rec
Expenditures							
Salary and Wages	463,890	541,483	540,590	563,584	0	0	563,584
Premium Pay	2,514	9,540	2,500	8,000	0	0	8,000
Fringe Benefits	212,485	239,272	267,990	278,990	0	0	278,990
Automotive Equipment	148,217	0	0	0	0	0	0
Other Capital Equip	491	14,532	1,200	1,200	0	0	1,200
Vehicle Fuel and Maint	3,222	3,846	5,100	5,100	0	0	5,100
Other Supplies	1,203	1,375	1,200	1,200	0	0	1,200
Travel Training	57	4,084	2,000	2,000	0	0	2,000
All Other Contr. Svcs	153,561	171,858	171,685	171,685	0	0	171,685
Program Expense	70,044	88,860	78,780	74,375	0	0	74,375
Utilities	12,186	22,062	14,000	16,000	0	0	16,000
Other	0	11	0	0	0	0	0
Total Expenditures	1,067,870	1,096,923	1,085,045	1,122,134	0	0	1,122,134
Revenues							
State Aid	202,128	220,505	206,285	201,880	0	0	201,880
Local Revenues	675,281	434,109	601,536	430,000	0	0	430,000
Other Revenues	1,280	400	0	0	0	0	0
Total Revenues	878,689	655,014	807,821	631,880	0	0	631,880
Budgeting Unit Net Local	189,181	441,909	277,224	490,254	0	0	490,254

Mental Health Department

4331 ALPHA HOUSE

	2016 Actual	2017 Actual	2018 Modified	2019 Target	2019 Req OTR's	2019 Rec OTR's	2019 Total Rec
Expenditures							
Program Expense	1,118,810	1,169,023	1,119,369	1,119,369	0	0	1,119,369
Total Expenditures	1,118,810	1,169,023	1,119,369	1,119,369	0	0	1,119,369
Revenues							
Federal Aid	932,489	0	932,489	932,489	0	0	932,489
State Aid	186,321	1,169,023	186,880	186,880	0	0	186,880
Total Revenues	1,118,810	1,169,023	1,119,369	1,119,369	0	0	1,119,369
Budgeting Unit Net Local	0	0	0	0	0	0	0

4332 ADULT SUPPORTIVE HOUSING

	2016 Actual	2017 Actual	2018 Modified	2019 Target	2019 Req OTR's	2019 Rec OTR's	2019 Total Rec
Expenditures							
Program Expense	1,001,581	1,037,558	1,019,035	1,019,035	0	0	1,019,035
Total Expenditures	1,001,581	1,037,558	1,019,035	1,019,035	0	0	1,019,035
Revenues							
State Aid	1,001,581	1,037,558	1,019,035	1,019,035	0	0	1,019,035
Total Revenues	1,001,581	1,037,558	1,019,035	1,019,035	0	0	1,019,035
Budgeting Unit Net Local	0	0	0	0	0	0	0

4333 FAMILY & CHILDREN'S SVC.

	2016 Actual	2017 Actual	2018 Modified	2019 Target	2019 Req OTR's	2019 Rec OTR's	2019 Total Rec
Expenditures							
Program Expense	270,417	270,552	270,551	270,551	0	0	270,551
Total Expenditures	270,417	270,552	270,551	270,551	0	0	270,551
Revenues							
State Aid	270,417	270,552	270,551	270,551	0	0	270,551
Total Revenues	270,417	270,552	270,551	270,551	0	0	270,551
Budgeting Unit Net Local	0	0	0	0	0	0	0

Mental Health Department

4336 CATHOLIC CHARITY

	2016 Actual	2017 Actual	2018 Modified	2019 Target	2019 Req OTR's	2019 Rec OTR's	2019 Total Rec
Expenditures							
Program Expense	5,114	5,117	5,117	5,117	0	0	5,117
Total Expenditures	5,114	5,117	5,117	5,117	0	0	5,117
Revenues							
State Aid	5,114	5,117	5,117	5,117	0	0	5,117
Total Revenues	5,114	5,117	5,117	5,117	0	0	5,117
Budgeting Unit Net Local	0	0	0	0	0	0	0

4390 PSYCHIATRIC EXPENSE

	2016 Actual	2017 Actual	2018 Modified	2019 Target	2019 Req OTR's	2019 Rec OTR's	2019 Total Rec
Expenditures							
Mandate - Other	73,790	101,774	156,000	156,000	0	0	156,000
Total Expenditures	73,790	101,774	156,000	156,000	0	0	156,000
Budgeting Unit Net Local	73,790	101,774	156,000	156,000	0	0	156,000

6301 FRANZISKA RACKER CENTER

	2016 Actual	2017 Actual	2018 Modified	2019 Target	2019 Req OTR's	2019 Rec OTR's	2019 Total Rec
Expenditures							
Program Expense	646,958	697,999	753,924	753,924	0	0	753,924
Total Expenditures	646,958	697,999	753,924	753,924	0	0	753,924
Revenues							
State Aid	0	177,749	177,749	177,749	0	0	177,749
Local Revenues	45,000	0	45,000	45,000	0	0	45,000
Other Revenues	434,010	486,690	531,175	531,175	0	0	531,175
Total Revenues	479,010	664,439	753,924	753,924	0	0	753,924
Budgeting Unit Net Local	167,948	33,560	0	0	0	0	0

Mental Health Department

Program Summary

Challenge Workforce Solutions

Type of Program DD

The programs and services that Challenge offers are funded through the NYS Office of Mental Health (OMH) and the Office of People with Developmental Disabilities (OPWDD):

1. Transitional Employment Placement (TEP): The objective is to strengthen the individual's record and work skills toward the goal of achieving assisted or unassisted competitive employment at or above the minimum wage paid by the competitive sector employer. TEP's provide time-limited employment and on the job training in one or more integrated employment settings.

2. Assisted Competitive Employment (ACE): Assist individuals in choosing, finding, and maintaining satisfying jobs in the competitive employment market at minimum wage or higher; also to provide individuals with job related skills training as well as long-term supervision and support services, both at the work site and off-site.

3. Ongoing Integrated Supported Employment Services (OISE): For individuals with significant psychiatric issues this service provides ongoing job maintenance services after a job placement is secured, including job coaching, employer consultation, and other relevant supports needed to assist in maintaining a job in the community.

4. Sheltered Workshop: The objective is to provide vocational assessment, training, paid work, and life learning activities in a supportive and non-integrated environment for individuals with severe and persistent mental illness.

	2018	2019
Expenditures	585,365	585,365
Revenues	526,366	526,366
Net Local	58,999	58,999
FTE	23.5	23.5

TCMH - Forensics

Type of Program MD

The Forensic Program is the formal link between the mental health system and the criminal justice system providing services to the Tompkins County Public Safety Building, Tompkins County Courts including local city, town, and village Courts, Tompkins County Probation Department, DSS, NYS Parole, Alternatives to Incarceration, and specialized Felony and City Drug Treatment Courts, Integrated Domestic Violence and Sexual Offense courts. Services include screening and consultation, risk assessments, psychological testing, psychiatric examination, comprehensive bio-psycho-social evaluations and treatment recommendations, including medication monitoring. Individual and group treatment modalities are utilized for our clients. The specialized sexual offender treatment program and domestic violence re-education program provided are recognized by the Courts and Probation as the approved programs in Tompkins County. Expert testimony to the Court system and community education are additional services provided.

	2018	2019
Expenditures	411,013	411,013
Revenues	326,384	326,384
Net Local	84,629	84,629
FTE	2	3

Psychiatric Expense

Type of Program MM

Mandated payment for expenditures associated with certain Psychiatric Services for County Residents including transport (ambulance) and specific types of psychiatric hospitalizations for which the County is required to reimburse NYS.

	2018	2019
Expenditures	156,000	0
Revenues	0	0
Net Local	156,000	0
FTE	0	0

Mental Health Association

Type of Program DD

The Mental Health Association provides services to the Tompkins County Community that include a Psycho Social Club that assists individuals disabled by mental illness to develop or reestablish a sense of self-esteem and group affiliation, and to promote their recovery from mental illness and their reintegration into a meaningful role in community life through the provision of two or more of the following: consumer self-help and empowerment interventions; community living; academic; vocational and/or social leisure time rehabilitation, training, and support services. MHA offers a Respite Services that provides custodial care for a disabled person in order that primary care givers may have relief from care responsibilities (provides relief, stabilization and prevents hospitalizations and/or longer term out of home placements. MHA also provides an advocacy and support program through community education and anti-stigma information and referral services: integrating and formatting current and up to date resources to make available to the public and as a clearinghouse for professional practitioners and human service workers seeking resources. In their Family Support program MHA provides an array of services to support and empower families with children and adolescents having serious emotional disturbances. This program is to reduce family stress and enhance each family's ability to care for their child.

	2018	2019
Expenditures	390,789	390,789
Revenues	390,789	390,789
Net Local	0	0
FTE	6.2	6.2

TC Mental Health - Administration

Type of Program MD

This includes all support services for all clinic programs, case management, PROS, single point of entry, children's services, emergency services, jail services, forensic services, and the Local Government Unit for Mental Hygiene in Tompkins County. Included are all general support staff, front desk staff, billing staff, Dual Recovery staff, Quality Assurance and Improvement Staff, management, and fiscal staff.

	2018	2019
Expenditures	476,300	538,473
Revenues	476,300	538,473
Net Local	0	0
FTE	12.5	13

Alcohol and Drug Council of Tompkins County

Type of Program DD

The Alcohol and Drug Council of Tompkins County offers an Outpatient Chemical Dependency Treatment Clinic as well as education and training in regard to chemical dependency prevention to help to ameliorate the effects of substance use disorders for Tompkins County.

	2018	2019
Expenditures	377,503	0
Revenues	319,723	0
Net Local	57,780	0
FTE	8.26	8.26

The Rescue Mission of Syracuse - Homeless Services Program

Type of Program DD

Programs that serve the Homeless Population affected by mental illness including shelter, case management, prevention, and outreach services.

	2018	2019
Expenditures	65,513	65,513
Revenues	65,513	65,513
Net Local	0	0
FTE	1	1

Catholic Charities

Type of Program MD

Parent Advocacy for Single Point of Accountability (SPOA) (involving parents in decision making replacement services).

	2018	2019
Expenditures	5,117	5,117
Revenues	5,117	5,117
Net Local	0	0
FTE	0.25	0.25

Cayuga Addiction Recovery Services (CARS)

Type of Program MD

Cayuga Addiction Recovery Services (CARS) provides medically supervised outpatient clinic services along with an intensive rehabilitation residence for addiction recovery. These services are to ameliorate the effects of substance use disorders for Tompkins County residents.

	2018	2019
Expenditures	1,119,369	1,119,369
Revenues	1,119,369	1,119,369
Net Local	0	0
FTE	14.26	14.26

The mission of Suicide Prevention & Crisis Service (SPCS) is to promote constructive responses to crisis and trauma and to prevent violence to self and others through direct support and community education. The agency has three main programs: Crisisline, After-Trauma Services, and Education.

SPCS finds that for a majority of those seeking our services, a recent trauma coupled with a host of socio-economic and psychological burdens can make situational stress overwhelming. SPCS plays a vital role by easing these individuals into mental health care while de-escalating the most immediate crisis. These interventions provide the mental health care are callers need, rather than letting them fall into complete dysfunction and increased suicidal ideation.

All callers and clients are screened for suicide risk and moved toward appropriate safety plans; those in immediate risk are referred to local emergency departments.

In the past the Crisisline has been primarily a volunteer program. In recent years the callers and clients are dealing with very difficult situations combined with long-term mental health challenges. Because of the complexity of problems, we are moving away from a volunteer model for the Crisisline towards peer-certified specialists. To retain volunteers, we are developing new educational programs designed to capture community energy and interest; these project will help us to identify volunteers who are appropriate for the Crisisline work.

The Crisisline

* The Crisisline offers free and confidential crisis counseling for 15 hours per day, 365 days a year. It is staffed by call specialists who respond to calls from Tompkins County and across the 607 area code. The Crisisline is a member of the National Suicide Lifeline system and is accredited by the American Association of Suicidology.

* As a member of the Lifeline system, the Crisisline takes calls made to 800-273-TALK from 10 counties: Broome, Chemung, Chenango, Cortland, Delaware, Schuyler, Steuben, Tioga, Tompkins, and Yates. In addition, calls are received from other NY counties and other states.

* The Crisisline provides 24 hours of back-up support for the Mental Health Clinic of Tompkins County as well as a small number of local therapists. In addition, the Crisisline is empowered by the Clinic to activate the countyâ€™s Mobile Crisis Team.

* The Crisisline has conducted a pilot program in collaboration with the Cayuga Medical Center to provide follow-up calls to patients when discharged from the Behavioral Services Unit. Patients participate voluntarily. This program continues with partial funding by Care Compass Network, the regional DSRIP agency.

* All callers to the Crisisline are provided with confidential and empathetic listening, collaborative problem solving, and suicide risk screening. Those with thoughts of suicide are carefully evaluated for risk level and are assisted in developing safety plans. Many callers are offered follow-up calls to check that their safety plans are working.

	2018	2019
Expenditures	202,555	0
Revenues	163,481	0
Net Local	39,074	0
FTE	7.5	7.5

TC Mental Health - Fiscal Management

Type of Program MM

Fiscal Management provides administrative/financial support to the clients served through the Care Coordination and Case Management programs.

	2018	2019
Expenditures	15,871	16,542
Revenues	11,441	11,441
Net Local	4,430	5,011
FTE	0.2	0.2

Unity House

Type of Program DM

Unity House is providing residential based treatment services to individuals with mental illness to include medication management, health services, rehabilitative counseling, substance abuse services, skill development, socialization, community integration services and activities of daily living.

NYS Office of Mental Health (OMH) licensed and unlicensed housing units are accessed through the Tompkins County Single Point of Entry (SPOE) process (a service supported by the Mental Health department). Utilizing the SPOE process will allow for appropriate prioritizing of individuals for supported housing slots and that the individuals are connected to a Health Home provider.

	2018	2019
Expenditures	193,266	193,266
Revenues	193,266	193,266
Net Local	0	0
FTE	2	2

Franziska Racker Center

Type of Program MD

The Racker Center provides the Single Point of Access (SPOA) for youth in Tompkins County; this is a process that helps the Local Government Unit (LGU) within the Mental Health Department obtain the correct level of services for children and adolescents. The program is called Solutions for Youth and Families. It helps to coordinate the provision of community based services, on a child by child basis, to avoid higher levels of out of home placement. Multiple agencies participate in weekly child specific meetings to allocated specific resources to children and families. This project is evolving and is establishing a more comprehensive view of screening and recognizing early symptoms of mental illness as well as working to establish a broader, preventive model to serve those children and youth who are experiencing problems in school, home and in the community.

The Racker Center also receives funds from the NYS Office of Mental Health for Day Treatment Services for children.

The Racker Center also provides qualified personnel to assist BOCES in providing services to children of its component school districts in relation to the Day Treatment Services operated by BOCES through its Lighthouse/Possibilities program.

	2018	2019
Expenditures	753,924	753,924
Revenues	753,924	753,924
Net Local	0	0
FTE	4.5	4.5

TC Mental Health - PROS Program

Type of Program DM

The funds as shown in the budget for 2019 represent those costs, revenue and State Aid associated with PROS. Personalized Recovery Oriented Services (PROS) is a comprehensive recovery oriented program for individuals with severe and persistent mental illness. The goal of the program is to integrate treatment, support, and rehabilitation in a manner that facilitates the individual's recovery. Goals for individuals in the program are to improve functioning, reduce inpatient utilization, reduce emergency services, reduce contact with the criminal justice system, increase employment, attain higher levels of education, and secure preferred housing.

There are four Components in the PROS program: Community Rehabilitation and Support (CRS); Intensive Rehabilitation (IR); Ongoing Rehabilitation and Support (ORS); and Clinical Treatments services designed to help stabilize, ameliorate and control disabling symptoms. Clinical Treatment will provide a recovery focused, disability management approach with medication management, health assessment, clinical counseling and therapy, symptom monitoring, and treatment for co-occurring disorders, all integrated with PROS rehabilitative service to provide comprehensive care. PROS participants have the choice to receive their Clinical Treatment through PROS.

The Office of Mental Health has worked collaboratively with counties, mental health service providers, and consumer groups to design the PROS mental health program. The PROS license gives counties and provides the ability to integrate multiple programs into a comprehensive rehabilitation service.

	2018	2019
Expenditures	554,815	655,114
Revenues	302,291	433,072
Net Local	252,524	222,042
FTE	5	6

TC Mental Health - Health Homes

Type of Program MD

The Health Home model is a new concept in New York State to provide coordinated services to the mentally ill, those with chronic illnesses and those with substance abuse issues. The case management staff at the Mental Health Department is well versed and trained in the provision of service to those with Mental Illness (who oftentimes suffer from chronic illness as well) so it will be a natural transition to provide care management services to those identified through the Health Home model.

	2018	2019
Expenditures	1,074,285	1,122,134
Revenues	797,066	631,880
Net Local	277,219	490,254
FTE	10	10

TC Mental Health Clinic - Adult Services

Type of Program MD

This program's goals is to ameliorate the effect of a wide range of mental illnesses that affect individuals and families. This program is designed to provide and oversee clinical services to adults with acute psychiatric problems, intense situational issues that may affect psychological wellness, effects of trauma and abuse and other issues. Clinic treatment revolves around a specific treatment plan with goals and objectives, developed in collaboration with the treatment team and the client. Treatment may include psychopharmacology, psychotherapy, and/or case management. Therapy approach will be determined by diagnosis, severity of impairment, and client response. The Adult program works to a greater extent with individuals whose illness can be managed over a shorter period of time, who can benefit from medication management without other care management services and who may need longer term care but do not have illnesses such as schizophrenia.

	2018	2019
Expenditures	776,357	776,357
Revenues	616,503	616,503
Net Local	159,855	159,855
FTE	4.15	4.15

The program functions as an Open Access/Walk in program that is funded in part by a three year grant through the Vital Access Project with New York State. This unit functions as a Single Entry Point to all Tompkins County Mental Health Clinical Services and provides comprehensive, timely, quality mental health assessments, crisis intervention, psychotherapy, consultations, and referrals to appropriate programs. The professional staff provides assessment, planning, implementation, and evaluation of care towards: diagnosis and treatment, teaching and consultation, client advocacy and coordination, and management of care and services. The department has introduced a new intake and assessment model (based upon several months of involvement with the Clinical Technical Assistance Center, a state wide program addressing the ever changing Mental Health landscape: regulations, funding, billing, along with clinical challenges).

Open Access allows adult clients to walk-in for an intake during scheduled hours during the week. This is a change from scheduling clients into clinicianï¿½s schedules and allows for clients to have intake appointments when they need them most. Individual social workers are assigned to Adult Clients (a clinician and back up are assigned to cover one day per week).

The Open Access program is in operation 4 days a week from 9 to 2. A clinician (Social Worker) is assigned to cover a half day (with overlap in mid-day) per week. Clients will also be seen for Health Screens whenever possible (Health Screening involves a medical check by one of the staff nurses --- blood pressure, weight, etc --- the general health of MH clients is often compromised for a myriad of reasons, a significant one being the need for psychotropic medication).

Benefits of the Open Access model:
Increase the number intakes that we see per day.
Eliminate intake No Show/Cancellations in schedules.
Increase the number of ongoing appointments that the intake team can see.
Decrease the amount of time between the Intake and the second appointment.
Eliminate the hours used playing ï¿½phone tagï¿½ with clients trying to set up intakes.
Fill other clinic No Shows/Cancellations with intakes when necessary.

After a comprehensive assessment, the evaluation is presented to the Treatment Team at the Assignment Meeting where representatives from all programs are present. Each client is assigned to a primary therapist and/or a psychiatrist. Other recommendations may include referrals to community agencies.

	2018	2019
Expenditures	411,013	411,013
Revenues	326,384	326,384
Net Local	84,629	84,629
FTE	5	4

TC Mental Health Clinic - Children and Youth

Type of Program MD

Provides care and treatment for children, adolescents, and their families to ameliorate the impact of multiple types of mental health challenges. The Children and Youth Program is a part of the NYS licensed outpatient treatment program. Services include psychiatric evaluation/assessment, psychological evaluation, social/family/home evaluation, behavior evaluation, medical assessments, and alcohol and substance abuse screening. In addition this program works closely with school districts to provide onsite services and is part of a Public Health Screening initiative that provides free screenings to families regarding social/emotional concerns. Also provided are services to Tompkins County Family Court in the form of mandated evaluations and treatment of children and their families referred by the Court.

	2018	2019
Expenditures	593,685	593,685
Revenues	471,444	471,444
Net Local	122,241	122,241
FTE	4	5

TC Mental Health Clinic - Co-occuring Treatment Program

Type of Program MD

Help ameliorate mental health challenges for dually diagnosed clients by providing Integrated Mental Health Care along with Substance Use Disorder Treatment. Mental Health care is provided by the staff of the TCMH Clinic.

	2018	2019
Expenditures	182,672	182,672
Revenues	145,060	145,060
Net Local	37,612	37,612
FTE	1.08	1

TC Mental Health Clinic - Outpatient

Type of Program MD

This program is designed to assist and help individuals and families in the community with the most severe psychiatric conditions such as schizophrenia, severe bi-polar disorder, major depression and severe personality disorders. This program is designed to provide and oversee clinical services to adults with acute psychiatric problems and/or with recurrent acute episodes of disability in the context of chronic psychiatric conditions. All of these conditions cause a high frequency of suicide attempts, substance dependence, psychiatric hosptalizations, inability to work, and loss of parental rights. This program's purpose is to enhance patients' strengths to improve functioning and decrease adverse events in this highly vulnerable population. Clinic treatment revolves around a specific treatment plan with goals and objectives, developed in collaboration with the treatment team and the client. Treatment may include psychopharmacology, psychotherapy, and/or case management. Therapy approach will be determined by diagnosis, severity of impairment, and client response.

	2018	2019
Expenditures	2,009,396	2,009,396
Revenues	1,595,655	1,595,655
Net Local	413,741	413,741
FTE	12.67	12.67

TC Mental Health - Mobile Crisis Unit

Type of Program MD

The Mobile Crisis Team is to provide services on a 24 hour basis to those in need. There is coverage during the standard work hours of the Clinic and the team has been further enhanced for full time coverage. The team is comprised of a Social Worker and Case Manager who work together and who evaluate, engage, and provide appropriate referral to mental health services, including hospital referral when necessary, for individuals who are having an acute psychiatric crisis at home or in the community. Outreach is provided during business hours to individuals and families who have questions about, or have identified, mental health needs that have become a crisis. Emergency outreach also provides ongoing consultation to local law enforcement agencies, assisting them in resolving mental health problems that come to their attention. Consultation will also be provided to other government agencies, local business, and members of the community. Tompkins County Mental Health also has specially trained staff that provide on-site expert consultation as part of a regional Critical Incident Negotiation Team (CINT).

	2018	2019
Expenditures	182,672	182,672
Revenues	145,060	145,060
Net Local	37,612	37,612
FTE	1.3	1.3

Family and Children's Services of Ithaca

Type of Program MD

Services include initial assessment and crisis stabilization as well as identification of strengths and difficulties for children and families. Treatment (individual and family therapy), referral, and collaboration with other service providers. Mental health services to elders and their families, including home based services such as individual and family counseling, medication evaluation, consultation and care management as well as caregiver counseling and referral. Respite services are offered by trained staff in the client's place of residence providing supervision and assistance to care receivers with medical needs or dementia allowing informal caregivers (family) time away from caregiving responsibilities. Caregiver Counseling offers supportive counseling, ongoing education and communication strategies, along with a continuum of care option through the Family and Children's Service mental health clinic.

Advocacy and Support Services for Zero to Five Project offers comprehensive mental health services to families with children ages birth through five. Can involve serious trauma, disruption in home environment, and serious emotional and behavioral problems as well as involvement with court systems due to neglect, abuse, and custody and visitation issues. Services include early intervention, parenting skills training, consultation to parents, schools and other agencies about behavioral and developmental concerns.

	2018	2019
Expenditures	270,551	270,551
Revenues	270,551	270,551
Net Local	0	0
FTE	6.6	6.6

TST BOCES

Type of Program DM

Education and Training for Youth (re: Drug and Alcohol Abuse).

	2018	2019
Expenditures	106,657	106,657
Revenues	106,657	106,657
Net Local	0	0
FTE	1.8	1.8

Ithaca Youth Bureau - Recreation Support Services

Type of Program DM

Creation of therapeutic leisure and recreational activities for residents of the County with pronounced developmental disabilities and/or psychiatric illness.

	2018	2019
Expenditures	136,334	136,334
Revenues	88,673	88,673
Net Local	47,661	47,661
FTE	1.75	1.75

Lakeview Health Services

Type of Program DM

Supported Housing Community Services provided by Lakeview includes all services provided to residents of supported housing programs including rental assistance, help in locating and securing housing, and in accessing supports. Financial assistance with furnishings, utility deposits, assistance with resolving roommate or landlord issues, linking residents to community support system of case management, chemical dependency services, mental health, and general health supports.

Lakeview also provides a Community Residence-Single Room Occupancy (CR-SRO) to the community. This single-room occupancy residence provides long term or permanent housing in a setting where residents can access the support services they require to live successfully in the community. Front desk coverage is provided 24 hours per day. Mental health service supports are provided either by SRO staff or non-residential service providers in accordance with a service plan developed jointly by the provider and resident.

	2018	2019
Expenditures	1,019,035	1,119,369
Revenues	1,019,035	1,119,369
Net Local	0	0
FTE	16	16

TC Mental Health - Local Government Unit (LGU) for Mental

Type of Program MD

The Local Government Unit (named in statute) is the part of Tompkins County Government mandated to ensure the provision of Mental Hygiene Services. It consists of the Commissioner's Office (Director of Community Services), associated staff, the Tompkins Community Mental Health Services Board and Sub-Committees for Mental Health, Developmental Disabilities, and Alcohol/Substance Use Disorders. In addition to ensuring that there is a system of comprehensive care, the Tompkins County Commissioner must have a system to provide involuntary hospitalizations and transports under sections 9.45 and 9.37 of Mental Hygiene Law. The TC Commissioner must directly ensure that an Assisted Outpatient Program exists per section 9.60 of Mental Hygiene law, that there are Single Points of Accountability/Access for children and adult services and to produce and submit an annual mental hygiene plan to the NYS Office of Mental Health (OMH), Office of Alcoholism and Substance Abuse (OASAS), and the Office for People with Developmental Disabilities (OPWDD).

	2018	2019
Expenditures	119,075	119,075
Revenues	119,075	119,075
Net Local	0	0
FTE	3	3

Outside Colleges

This budgeting unit holds the appropriation with which Tompkins County fulfills the state-mandate to reimburse tuition expenses for Tompkins County residents attending community colleges outside Tompkins County.

Consolidated Budget

	2016 Actual	2017 Actual	2018 Modified	2019 Target	2019 Req OTR's	2019 Rec OTR's	2019 Total Rec
Expenditures							
Mandate - Other	319,031	364,532	325,000	420,000	0	0	420,000
Total Expenditures	319,031	364,532	325,000	420,000	0	0	420,000
Revenues							
Other Revenues	397	0	0	0	0	0	0
Total Revenues	397	0	0	0	0	0	0
Dept. Net Local	318,634	364,532	325,000	420,000	0	0	420,000

Outside Colleges

2490 COMM.COLL.O'SIDE COUNTY	2016 Actual	2017 Actual	2018 Modified	2019 Target	2019 Req OTR's	2019 Rec OTR's	2019 Total Rec
Expenditures							
Mandate - Other	319,031	364,532	325,000	420,000	0	0	420,000
Total Expenditures	319,031	364,532	325,000	420,000	0	0	420,000
Revenues							
Other Revenues	397	0	0	0	0	0	0
Total Revenues	397	0	0	0	0	0	0
Budgeting Unit Net Local	318,634	364,532	325,000	420,000	0	0	420,000

Planning and Sustainability, Department of

The County Charter charges the Department of Planning and Sustainability with preparing a comprehensive plan for the development of the county; collecting and distributing data and information on the County's population, land use, housing, environment, and community facilities; preparing planning studies and analyses; coordinating sustainability efforts within County government and collaborating with others on community-wide and regional sustainability efforts; and acting as a resource for county agencies and communities seeking funding from sources other than County government. The Department's focus is on implementing the Tompkins County Comprehensive Plan, and related strategies in the areas of housing, energy, conservation, development, and tourism. The Department is also responsible for administration of the County's Tourism program.

Consolidated Budget

	2016 Actual	2017 Actual	2018 Modified	2019			
				Target	Req OTR's	Rec OTR's	Total Rec
Expenditures							
Salary and Wages	539,079	579,000	712,212	695,835	51,444	51,444	747,279
Overtime	433	0	0	0	0	0	0
Premium Pay	19,776	10,395	3,250	8,250	0	0	8,250
Fringe Benefits	252,736	252,926	350,326	340,365	25,110	25,110	365,475
Automotive Equipment	0	0	10,000	0	35,800	35,800	35,800
Other Capital Equip	839	5,035	12,110	7,200	0	0	7,200
Vehicle Fuel and Maint	1,067	675	2,700	2,700	0	0	2,700
Other Supplies	2,669	2,832	4,575	5,880	0	0	5,880
Travel Training	3,897	9,197	9,009	4,929	0	0	4,929
Professional Services	43,257	60,336	241,639	116,150	64,085	59,096	175,246
All Other Contr. Svcs	3,159	3,028	4,650	5,800	0	0	5,800
Program Expense	160,386	176,137	218,425	82,925	63,350	54,350	137,275
Utilities	1,449	1,419	1,650	1,700	0	0	1,700
Rent	0	250	400	350	0	0	350
Other	4,563	9,943	5,505	59,967	10,000	10,000	69,967
Total Expenditures	1,033,310	1,111,173	1,576,451	1,332,051	249,789	235,800	1,567,851
Revenues							
Federal Aid	69,389	56,566	118,909	80,750	0	0	80,750
State Aid	108,776	30,779	102,500	101,800	55,000	55,000	156,800
Local Revenues	110,506	155,709	165,565	168,150	0	0	168,150
Other Revenues	164,012	1,615	91,000	16,150	47,250	47,250	63,400
Interfund Transf & Rev	20,192	9,526	7,000	7,000	0	0	7,000
Applied Rollover (Rev.)	0	0	43,600	0	68,550	68,550	68,550
Total Revenues	472,875	254,195	528,574	373,850	170,800	170,800	544,650
Dept. Net Local	560,435	856,978	1,047,877	958,201	78,989	65,000	1,023,201

Planning and Sustainability, Department of

Full Time Equivalents

	2015 Budget	2016 Budget	2017 Budget	2018 Budget	2019 Target	OTR Req	OTR Rec	2019 Total
Administrative Assistant	0.50	0.50	1.00	1.00	1.00	0.00	0.00	1.00
Associate Planner	0.00	0.00	0.00	2.00	2.00	0.00	0.00	2.00
Commissioner	1.00	1.00	1.00	1.00	1.00	0.00	0.00	1.00
Deputy Commissioner of Planning	1.00	1.00	1.00	1.00	1.00	0.00	0.00	1.00
GIS Analyst	0.88	0.88	0.88	0.88	0.88	0.00	0.00	0.88
Planning Administrator	1.00	1.00	1.00	1.00	1.00	0.00	0.00	1.00
Principal Account Clerk/Typist	1.00	1.00	1.00	0.88	0.88	0.00	0.00	0.88
Principal Plnner - Tourism Program	0.00	0.00	0.94	0.94	0.94	0.00	0.00	0.94
Senior Planner	3.00	3.00	2.00	2.00	1.00	1.00	1.00	2.00
	8.38	**8.38**	**8.82**	**10.70**	**9.70**	**1.00**	**1.00**	**10.70**

Revised 9/12/2018

8020 COMMUNITY PLANNING

	2016 Actual	2017 Actual	2018 Modified	2019 Target	2019 Req OTR's	2019 Rec OTR's	2019 Total Rec
Expenditures							
Salary and Wages	539,079	579,000	712,212	695,835	51,444	51,444	747,279
Overtime	433	0	0	0	0	0	0
Premium Pay	19,776	10,395	3,250	8,250	0	0	8,250
Fringe Benefits	252,736	252,926	350,326	340,365	25,110	25,110	365,475
Automotive Equipment	0	0	0	0	35,800	35,800	35,800
Other Capital Equip	0	4,878	8,070	7,200	0	0	7,200
Vehicle Fuel and Maint	1,067	675	2,700	2,700	0	0	2,700
Other Supplies	2,389	2,540	3,400	5,880	0	0	5,880
Travel Training	3,857	7,211	5,509	4,929	0	0	4,929
Professional Services	4,670	0	1,500	0	0	0	0
All Other Contr. Svcs	3,159	3,028	4,650	5,800	0	0	5,800
Program Expense	17,306	29,021	5,425	2,925	0	0	2,925
Utilities	1,449	1,419	1,650	1,700	0	0	1,700
Rent	0	0	100	350	0	0	350
Other	3,063	7,703	3,925	4,067	0	0	4,067
Total Expenditures	848,984	898,796	1,102,717	1,080,001	112,354	112,354	1,192,355
Revenues							
Federal Aid	21,796	26,450	0	0	0	0	0
State Aid	0	0	31,250	0	0	0	0
Local Revenues	104,611	153,024	160,070	168,150	0	0	168,150
Other Revenues	1,512	1,458	3,000	1,150	12,250	12,250	13,400
Interfund Transf & Rev	20,192	9,526	7,000	7,000	0	0	7,000
Applied Rollover (Rev.)	0	0	3,600	0	23,550	23,550	23,550
Total Revenues	148,111	190,458	204,920	176,300	35,800	35,800	212,100
Budgeting Unit Net Local	700,873	708,338	897,797	903,701	76,554	76,554	980,255

8021 CAP RESERVE - RES PROTECT

	2016 Actual	2017 Actual	2018 Modified	2019 Target	2019 Req OTR's	2019 Rec OTR's	2019 Total Rec
Expenditures							
Program Expense	0	0	50,000	0	0	0	0
Total Expenditures	0	0	50,000	0	0	0	0
Revenues							
Total Revenues	0	0	0	0	0	0	0
Budgeting Unit Net Local	0	0	50,000	0	0	0	0

8022 TOURISM PLAN & PROG DEVEL

	2016 Actual	2017 Actual	2018 Modified	2019 Target	2019 Req OTR's	2019 Rec OTR's	2019 Total Rec
Expenditures							
Other Capital Equip	839	157	440	0	0	0	0
Other Supplies	280	292	1,175	0	0	0	0
Travel Training	40	1,986	3,500	0	0	0	0
Program Expense	1,875	0	0	0	0	0	0
Rent	0	250	300	0	0	0	0
Other	0	740	80	0	0	0	0
Total Expenditures	3,034	3,425	5,495	0	0	0	0
Revenues							
Local Revenues	5,895	2,685	5,495	0	0	0	0
Total Revenues	5,895	2,685	5,495	0	0	0	0
Budgeting Unit Net Local	-2,861	740	0	0	0	0	0

8027 GOVERNMENT PLANNING

	2016 Actual	2017 Actual	2018 Modified	2019 Target	2019 Req OTR's	2019 Rec OTR's	2019 Total Rec
Expenditures							
Automotive Equipment	0	0	10,000	0	0	0	0
Other Capital Equip	0	0	3,600	0	0	0	0
Professional Services	38,587	60,336	240,139	116,150	64,085	59,096	175,246
Program Expense	141,205	147,116	148,000	65,000	63,350	54,350	119,350
Other	1,500	1,500	1,500	55,900	10,000	10,000	65,900
Total Expenditures	181,292	208,952	403,239	237,050	137,435	123,446	360,496
Revenues							
Federal Aid	47,593	30,116	118,909	80,750	0	0	80,750
State Aid	108,776	30,779	71,250	101,800	55,000	55,000	156,800
Other Revenues	162,500	0	73,000	0	35,000	35,000	35,000
Applied Rollover (Rev.)	0	0	40,000	0	45,000	45,000	45,000
Total Revenues	318,869	60,895	303,159	182,550	135,000	135,000	317,550
Budgeting Unit Net Local	-137,577	148,057	100,080	54,500	2,435	-11,554	42,946

Planning and Sustainability, Department of

8710 COUNTY FORESTRY

	2016 Actual	2017 Actual	2018 Modified	2019 Target	2019 Req OTR's	2019 Rec OTR's	2019 Total Rec
Expenditures							
Program Expense	0	0	15,000	15,000	0	0	15,000
Total Expenditures	0	0	15,000	15,000	0	0	15,000
Revenues							
Other Revenues	0	157	15,000	15,000	0	0	15,000
Total Revenues	0	157	15,000	15,000	0	0	15,000
Budgeting Unit Net Local	0	-157	0	0	0	0	0

OTR # 19 **Priority** 1 **OTR Name** Business Energy Navigator (aka Business YES)

Description

Year 2 of 3-Year OTR: Please note the program is being re-branded as the Business-YES program to avoid confusion with other local navigator programs.

In adopting the 2018 budget, the Legislature approved $50,000 per year for three years to initiate the Business YES Program. The program is funded in part with a grant from New York State Energy Research
and Development Authority (NYSERDA) and funding from Tompkins County IDA.

Commercial and industrial businesses account for 40% of greenhouse gas emissions in Tompkins County. Recent studies indicate that business owners are often interested in reducing energy consumption, but do not
have the time or resources to take action. The Business YES Program will provide independent, neutral, expert advice to assist businesses to plan, evaluate and finance energy improvements. The program will be promoted through and coordinated with initiatives such as the Ithaca 2030 District, TCAD, local banks, the Chamber of Commerce, and municipal governments. The program will serve both new construction and existing structure upgrades.

		Account	Requested		Recommended	
8020	51000679	SR PLANNER â˜ ENERGY	51,444	ONE-TIME	51,444	ONE-TIME
8020	58800	FRINGES	25,110	ONE-TIME	25,110	ONE-TIME
8027	42070	CONTRIB FR PRIV	-35,000	ONE-TIME	-35,000	ONE-TIME
8027	43959	STATE AID PLANNING	-55,000	ONE-TIME	-55,000	ONE-TIME
8027	54400	PROGRAM EXPENSE	9,350	ONE-TIME	9,350	ONE-TIME
8027	54442	PROFESSIONAL SERVICES	54,096	ONE-TIME	54,096	ONE-TIME
		Local Share	50,000		50,000	

OTR # 57 **Priority** 2 **OTR Name** Municipal Consultant Matching Fund - Affordable Housing

Description

This fund would provide support to Tompkins County municipalities pursuing efforts to increase the supply of housing affordable to County residents. The fund would allow municipalities to apply for and receive matching funds as projects arise, with rolling deadlines. Funds may be used to hire consultants or fund additional municipal staff time to write and/or administer grants, rewrite land use regulations, or to study/improve infrastructure that increases housing affordability.

		Account	Requested		Recommended	
8027	41084	USE OF ROLLOVER	-45,000	ROLLOVER	-45,000	ROLLOVER
8027	54400	PROGRAM EXPENSE	45,000	ROLLOVER	45,000	ROLLOVER
		Local Share	0		0	

OTR # 20 **Priority** 3 **OTR Name** Electric Vehicle Purchase

Description

The Department of Planning and Sustainability proposes to replace its 2010 Toyota Prius with a new all-electric vehicle, probably a 2019 Chevrolet Bolt, Nissan Leaf, or Kia Soul.

		Account	Requested		Recommended	
8020	42665	SALE OF EQUIPMENT	-7,250	ONE-TIME	-7,250	ONE-TIME
8020	52231	VEHICLES	23,550	ROLLOVER	23,550	ROLLOVER
8020	42771	INTERDEPARTMENT	-5,000	ONE-TIME	-5,000	ONE-TIME
8020	41084	USE OF ROLLOVER	-23,550	ROLLOVER	-23,550	ROLLOVER
8020	52231	VEHICLES	12,250	ONE-TIME	12,250	ONE-TIME
		Local Share	0		0	

OTR # 25 **Priority** 4 **OTR Name** HABs 2019 Volunteer Surveillance

Description Harmful Algal Blooms (HABs) have become a more frequently recurring issue on Cayuga Lake. Community Science Institute (CSI) is requesting funds to partially support outreach staff and their coordination of 50+ volunteers around the lake; HABs sample collection and processing; and posting results on the CSI website. The funds would also help support CSI lab staff providing quick (1-2 days) turnaround results for suspicious algal blooms. The program is one of the priority issues identified in the WRC's Water Quality Strategy and CSI follows DEC guidelines for HABs surveillance programs. Results will be shared regularly at WRC meetings.

Funds are being requested for one year only until New York State funding for monitoring has been established. If State funding is provided in 2019, these OTR funds will not be expended.

		Account	Requested		Recommended	
8027	54442	PROFESSIONAL SERVICES	5,000	ONE-TIME	5,000	ONE-TIME
		Local Share	5,000		5,000	

OTR # 23 **Priority** 5 **OTR Name** Advisory Board Priorities

Description There are three parts to this OTR.

A. UNA Update ($4,989). The Environmental Management Council (EMC) Unique Natural Areas (UNA) Committee has requested funding to continue their ongoing efforts to keep the Inventory of UNAs up to date. This funding would allow the EMC to complete its review of UNAs. Over the past six years, the Legislature has provided similar amounts of funding to support this effort.

B. Plastic Shopping Bag Ban ($1,000). The EMC's Waste Reduction Committee is requesting funds for printing and distributing materials to help educate the public and local vendors on the impacts to the environment of single-use plastic shopping bags and on ways to transition to using other types of reusable bags. The Tompkins County Department of Recycling and Resource Management will be consulted on any educational materials produced by the EMC.

C. Clean Boating Map ($8,000). The Water Resources Council (WRC) proposes to design and print 2000 copies of a map of Cayuga Lake showing boating services available around the lake that also provides information on clean boating techniques. Clean boating techniques can help to reduce the spread of invasive species between water bodies. The folded map would be printed on weather resistant materials suitable for storage and use on open waters. In the past, the WRC developed a brochure that provided information on clean boating techniques only. This project (which has been under development for two years) would continue to provide that information, but in a more compelling package to encourage broad use.

		Account	Requested		Recommended	
8027	54442	PROFESSIONAL SERVICES	4,989	ONE-TIME	0	ONE-TIME
8027	54400	PROGRAM EXPENSE	9,000	ONE-TIME	0	ONE-TIME
		Local Share	13,989		0	

OTR # 47 **Priority** 6 **OTR Name** Southern Tier 8 Membership Dues

Description

Year 2 of 3-Year OTR: Please note that this request was originally for membership in the Southern Tier East Regional Planning Development Board which has since changed its name to the Southern Tier 8 Regional Board (ST 8).

ST 8 operates under joint resolution of the legislative bodies of its member counties: Broome, Chenango, Cortland, Delaware, Otsego, Schoharie, Tioga and Tompkins. In 2017, the Legislature approved membership dues for a three year period at the end of which the County would evaluate whether to continue its membership.

During the first half of 2018, the Commissioner of Planning and Sustainability participated in several ST 8 activities. In particular, ST 8 received and reviewed 17 pre-applications (5 from Tompkins) for Appalachian Regional Commission funds. Three of the Tompkins pre-applications were invited to submit complete applications. It is our opinion that two of those applications were invited in large part due to County participation in the review process.

In 2018, this funding is in the County Administrator's budget. The Department of Planning and Sustainability was asked to incorporate the funding into its 2019 budget request.

		Account	Requested		Recommended	
8027	54416	MEMBERSHIP DUES	10,000	ONE-TIME	10,000	ONE-TIME
		Local Share	10,000		10,000	
Planning and Sustainability, Department of Total			78,989		65,000	

Planning and Sustainability, Department of

Program Summary

Tourism Planning and Management

Type of Program DD

Promote the implementation of the Tompkins County Strategic Tourism Plan (2012) by providing professional planning support, pursuing and administering grants, and coordinating programs and projects.

	2018	2019
Expenditures	164,381	168,150
Revenues	164,381	168,150
Net Local	0	0
FTE	1.64	1.64

Support Activities

Type of Program DD

Undertake activities that support a variety of program areas within the Department and in the county as a whole, including administration of the Environmental Management Council, Planning Advisory Board, Water Resources Council, and Energy Task Force; maintaining data and maps on population, land use, housing, environment, community facilities, and infrastructure; and providing information to the public, municipalities, and other departments.

	2018	2019
Expenditures	115,831	147,696
Revenues	3,000	5,537
Net Local	112,831	142,159
FTE	1.20	1.32

Economy, Housing, and Transportation

Type of Program DM

The purpose of this program is to pursue the principles and policies identified in the Economy, Housing, and Transportation section of the 2015 Tompkins County Comprehensive Plan.

This program supports three principles of the Comprehensive Plan.

Tompkins County should be a place where: economic prosperity is accessible to all; housing is affordable, safe, energy efficient, and appealing; transportation choices are efficient, affordable, and healthy for people and the environment.

	2018	2019
Expenditures	259,434	292,773
Revenues	30,600	60,852
Net Local	228,834	231,921
FTE	2.26	2.24

Climate Change

Type of Program DD

The purpose of this program is to pursue the principles and policies identified in the Climate Change section of the 2015 Tompkins County Comprehensive Plan.

This program supports two principles of the Comprehensive Plan.

Tompkins County should be a place where: the energy system meets community needs without contributing additional greenhouse gases to the atmosphere; the entire community is prepared for the economic, environmental, and social impacts of climate change.

	2018	2019
Expenditures	269,284	336,590
Revenues	113,908	177,753
Net Local	155,376	158,837
FTE	1.80	1.77

Neighborhoods and Communities

Type of Program DD

The purpose of this program is to pursue the principles and policies identified in the Neighborhoods and Communities section of the 2015 Tompkins County Comprehensive Plan.

This program supports two principles of the Comprehensive Plan.

Tompkins County should be a place where: the built environment promotes healthy, safe, and active lifestyles; new development is focused in compact, walkable, mixed-use communities.

	2018	2019
Expenditures	87,120	81,723
Revenues	0	2,745
Net Local	87,120	78,978
FTE	0.80	0.69

Planning for County Property and Operations

Type of Program MD

This program provides professional planning services to the County government regarding its properties, facilities and operations. This may include support to activities of other County departments and agencies, including project management, issue research and analysis, and pursuing grant opportunities.

	2018	2019
Expenditures	176,581	192,275
Revenues	55,000	59,888
Net Local	121,581	132,387
FTE	1.00	1.02

Sustainability and Comprehensive Planning

Type of Program MD

The purpose of this program is two-fold: (1) to pursue the overarching principles identified in the 2015 Tompkins County Comprehensive Plan that are not addressed in other programs and (2) to annually monitor progress on implementing the Plan and to formally review the Plan every five years.

This program supports the three overarching principles of the Comprehensive Plan.

Tompkins County should be a place where: the needs of current and future generations are met without compromising the ecosystems upon which they depend; all levels of government work cooperatively to address regional issues; taxpayer dollars are invested in public infrastructure and facilities in the most efficient manner possible.

	2018	2019
Expenditures	110,370	186,149
Revenues	0	65,785
Net Local	110,370	120,364
FTE	1.00	1.01

The Environment

Type of Program DD

The purpose of this program is to pursue the principles and policies identified in the Environment section of the 2015 Tompkins County Comprehensive Plan.

This program supports two principles of the Comprehensive Plan.

Tompkins County should be a place where: natural features and working rural landscapes are preserved and enhanced; and water resources are clean, safe, and protected.

	2018	2019
Expenditures	204,696	176,509
Revenues	0	3,942
Net Local	204,696	172,567
FTE	0.96	1.00

Probation and Community Justice

The Department of Probation and Community Justice provides the following mandatory services, stipulated within the Executive Law, as follows: (1) Intake, defined as a service for Family Court cases, designed to resolve problems on a voluntary basis and refer only those matters that require Court intervention; (2) Investigations, defined as a service whereby Probation Officers look into the legal and social background of persons who have been convicted of crimes, or of those charged with violations of articles within the Family Court Act, or of persons interested in finalizing a private adoption, in order to offer a recommendation to the Court with regard to sentence or disposition; (3) Supervision, defined as the monitoring of individuals sentenced to or placed on Probation, for the purpose of guaranteeing their compliance with specific Court-ordered conditions. The Probation Department also offers discretionary services including a wide range of alternative programs, designed to function together as a system of graduated sanctions. The services include differential supervision, community service, specialized caseloads, electronic monitoring, drug courts, and day reporting. Additionally, probation officers conduct drug testing and monitor compliance. When probationers fail to comply with their conditions of Probation, officers are charged with the responsibility of reporting to the courts and, if necessary, filing a Violation of Probation. Additionally, clients who perform well while under supervision are recommended for early, honorable discharge from Probation.

Consolidated Budget

	2016 Actual	2017 Actual	2018 Modified	2019 Target	2019 Req OTR's	2019 Rec OTR's	2019 Total Rec
Expenditures							
Salary and Wages	2,016,918	2,094,119	2,212,104	2,400,259	0	0	2,400,259
Overtime	4	0	0	0	0	0	0
Premium Pay	47,610	31,682	15,401	33,500	0	0	33,500
Fringe Benefits	934,834	922,914	1,099,149	1,187,918	0	0	1,187,918
Automotive Equipment	24,975	0	0	0	0	0	0
Other Capital Equip	31,491	23,310	14,550	14,600	0	0	14,600
Vehicle Fuel and Maint	4,203	3,934	5,400	5,500	0	0	5,500
Other Supplies	11,394	16,085	15,019	14,375	0	0	14,375
Travel Training	7,239	19,037	12,400	12,250	0	0	12,250
Professional Services	80,143	157,765	90,324	101,333	12,000	12,000	113,333
All Other Contr. Svcs	7,009	850	1,000	1,315	0	0	1,315
Program Expense	1,859	1,937	5,359	2,010	0	0	2,010
Utilities	11,372	5,579	7,350	7,140	0	0	7,140
Other	16,934	16,684	19,500	18,950	0	0	18,950
Total Expenditures	3,195,985	3,293,896	3,497,556	3,799,150	12,000	12,000	3,811,150
Revenues							
State Aid	347,800	344,891	344,891	339,589	0	0	339,589
Local Revenues	37,126	35,616	37,500	37,500	0	0	37,500
Other Revenues	320,641	313,513	324,319	345,663	0	0	345,663
Total Revenues	705,567	694,020	706,710	722,752	0	0	722,752
Dept. Net Local	2,490,418	2,599,876	2,790,846	3,076,398	12,000	12,000	3,088,398

Probation and Community Justice

Full Time Equivalents

	2015 Budget	2016 Budget	2017 Budget	2018 Budget	2019 Target	OTR Req	OTR Rec	2019 Total
Administartive Assistant Level 2	0.00	0.00	0.00	1.00	1.00	0.00	0.00	1.00
Administrative Assistant	1.00	1.00	1.00	1.00	1.00	0.00	0.00	1.00
Administrative Assistant-Level 1	0.00	0.00	1.00	0.00	0.00	0.00	0.00	0.00
Administrative Assistant-Level 3	1.00	1.00	1.00	1.00	1.00	0.00	0.00	1.00
Administrative Services Coordinator	1.00	1.00	1.00	1.00	1.00	0.00	0.00	1.00
Deputy Probation Director	1.00	1.00	1.00	1.00	1.00	0.00	0.00	1.00
Information Aide	1.00	1.00	0.00	0.00	0.00	0.00	0.00	0.00
Probation Assistant	1.00	1.00	1.00	1.00	1.00	0.00	0.00	1.00
Probation Director	1.00	1.00	1.00	1.00	1.00	0.00	0.00	1.00
Probation Officer	12.00	12.00	12.00	12.00	13.00	0.00	0.00	13.00
Probation Supervisor	3.00	3.00	3.00	3.00	3.00	0.00	0.00	3.00
Probation Systems Analyst	0.00	0.00	1.00	1.00	1.00	0.00	0.00	1.00
Security Officer	1.00	1.00	1.00	1.00	1.00	0.00	0.00	1.00
Senior Account Clerk/Typist	1.00	1.00	1.00	1.00	1.00	0.00	0.00	1.00
Senior Probation Officer	6.00	6.00	6.00	7.00	7.50	0.00	0.00	7.50
Systems Analyst	1.00	1.00	0.00	0.00	0.00	0.00	0.00	0.00
Work Project Supervisor	2.00	2.00	2.00	2.00	2.00	0.00	0.00	2.00
Workforce Development Specialist	1.00	1.00	1.00	1.00	1.00	0.00	0.00	1.00
	34.00	**34.00**	**34.00**	**35.00**	**36.50**	**0.00**	**0.00**	**36.50**

3140 PLNG. & COORD. (PROBAT.)

	2016 Actual	2017 Actual	2018 Modified	2019 Target	2019 Req OTR's	2019 Rec OTR's	2019 Total Rec
Expenditures							
Salary and Wages	129,372	131,365	131,906	137,236	0	0	137,236
Premium Pay	950	1,025	1,025	2,500	0	0	2,500
Fringe Benefits	59,570	57,470	65,601	68,205	0	0	68,205
Program Expense	0	0	67	0	0	0	0
Total Expenditures	189,892	189,860	198,599	207,941	0	0	207,941
Revenues							
State Aid	16,922	16,961	16,961	16,068	0	0	16,068
Other Revenues	38,168	38,069	39,817	41,890	0	0	41,890
Total Revenues	55,090	55,030	56,778	57,958	0	0	57,958
Budgeting Unit Net Local	134,802	134,830	141,821	149,983	0	0	149,983

3141 ALTERNATIVES TO INCARC.

	2016 Actual	2017 Actual	2018 Modified	2019 Target	2019 Req OTR's	2019 Rec OTR's	2019 Total Rec
Expenditures							
Salary and Wages	547,454	572,837	650,133	676,396	0	0	676,396
Premium Pay	18,244	15,542	5,153	12,450	0	0	12,450
Fringe Benefits	258,581	255,415	323,383	336,226	0	0	336,226
Other Capital Equip	2,263	2,365	2,500	2,920	0	0	2,920
Vehicle Fuel and Maint	4,203	3,934	5,400	5,500	0	0	5,500
Other Supplies	1,172	1,427	1,630	1,630	0	0	1,630
Travel Training	2,189	6,502	3,600	4,000	0	0	4,000
Professional Services	14,453	26,176	24,500	26,500	12,000	12,000	38,500
All Other Contr. Svcs	85	85	100	190	0	0	190
Program Expense	175	0	200	0	0	0	0
Utilities	2,126	847	1,000	960	0	0	960
Other	5,270	5,509	5,980	5,100	0	0	5,100
Total Expenditures	856,215	890,639	1,023,579	1,071,872	12,000	12,000	1,083,872
Revenues							
State Aid	97,389	95,225	106,806	101,228	0	0	101,228
Local Revenues	727	888	760	760	0	0	760
Other Revenues	6,017	6,099	10,000	10,000	0	0	10,000
Total Revenues	104,133	102,212	117,566	111,988	0	0	111,988
Budgeting Unit Net Local	752,082	788,427	906,013	959,884	12,000	12,000	971,884

3142 PROBATION INTAKE/INVESTIG

	2016 Actual	2017 Actual	2018 Modified	2019 Target	2019 Req OTR's	2019 Rec OTR's	2019 Total Rec
Expenditures							
Salary and Wages	1,231,392	1,279,875	1,318,914	1,468,538	0	0	1,468,538
Overtime	4	0	0	0	0	0	0
Premium Pay	27,266	13,354	8,045	16,250	0	0	16,250
Fringe Benefits	566,471	561,409	654,731	724,725	0	0	724,725
Automotive Equipment	24,975	0	0	0	0	0	0
Other Capital Equip	29,228	19,529	12,050	11,680	0	0	11,680
Other Supplies	5,990	9,659	8,320	7,920	0	0	7,920
Travel Training	4,830	12,435	8,400	8,000	0	0	8,000
Professional Services	17,160	17,270	17,703	18,053	0	0	18,053
All Other Contr. Svcs	340	340	400	750	0	0	750
Program Expense	1,651	1,937	4,992	2,010	0	0	2,010
Utilities	8,406	4,466	6,000	5,340	0	0	5,340
Other	11,664	11,175	13,520	13,850	0	0	13,850
Total Expenditures	1,929,377	1,931,449	2,053,075	2,277,116	0	0	2,277,116
Revenues							
State Aid	215,597	214,738	203,143	205,279	0	0	205,279
Local Revenues	36,399	34,728	36,740	36,740	0	0	36,740
Other Revenues	258,956	269,345	271,293	281,273	0	0	281,273
Total Revenues	510,952	518,811	511,176	523,292	0	0	523,292
Budgeting Unit Net Local	1,418,425	1,412,638	1,541,899	1,753,824	0	0	1,753,824

3160 ATI INITIATIVES

	2016 Actual	2017 Actual	2018 Modified	2019 Target	2019 Req OTR's	2019 Rec OTR's	2019 Total Rec
Expenditures							
Salary and Wages	108,700	110,042	111,151	118,089	0	0	118,089
Premium Pay	1,150	1,761	1,178	2,300	0	0	2,300
Fringe Benefits	50,212	48,620	55,434	58,762	0	0	58,762
Other Capital Equip	0	1,416	0	0	0	0	0
Other Supplies	2,761	2,477	4,360	3,075	0	0	3,075
Travel Training	220	100	400	250	0	0	250
Professional Services	24,090	23,990	25,621	26,030	0	0	26,030
All Other Contr. Svcs	425	425	500	375	0	0	375
Program Expense	33	0	100	0	0	0	0
Utilities	840	266	350	840	0	0	840
Total Expenditures	188,431	189,097	199,094	209,721	0	0	209,721
Revenues							
State Aid	17,892	17,967	17,981	17,014	0	0	17,014
Total Revenues	17,892	17,967	17,981	17,014	0	0	17,014
Budgeting Unit Net Local	170,539	171,130	181,113	192,707	0	0	192,707

3989 DRUG COURT SUPP GRNT - 2016

	2016 Actual	2017 Actual	2018 Modified	2019 Target	2019 Req OTR's	2019 Rec OTR's	2019 Total Rec
Expenditures							
Other Supplies	817	2,522	709	0	0	0	0
Professional Services	3,011	7,941	2,500	0	0	0	0
Total Expenditures	3,828	10,463	3,209	0	0	0	0
Revenues							
Other Revenues	17,500	0	3,209	0	0	0	0
Total Revenues	17,500	0	3,209	0	0	0	0
Budgeting Unit Net Local	-13,672	10,463	0	0	0	0	0

3990 DRUG COURT SUPP GRNT - 2013

	2016 Actual	2017 Actual	2018 Modified	2019 Target	2019 Req OTR's	2019 Rec OTR's	2019 Total Rec
Expenditures							
Other Supplies	654	0	0	1,750	0	0	1,750
Professional Services	0	0	0	10,750	0	0	10,750
All Other Contr. Svcs	6,159	0	0	0	0	0	0
Total Expenditures	6,813	0	0	12,500	0	0	12,500
Revenues							
Other Revenues	0	0	0	12,500	0	0	12,500
Total Revenues	0	0	0	12,500	0	0	12,500
Budgeting Unit Net Local	6,813	0	0	0	0	0	0

3994 RE-ENTRY PROGRAM

	2016 Actual	2017 Actual	2018 Modified	2019 Target	2019 Req OTR's	2019 Rec OTR's	2019 Total Rec
Expenditures							
Professional Services	21,429	82,388	20,000	20,000	0	0	20,000
Total Expenditures	21,429	82,388	20,000	20,000	0	0	20,000
Revenues							
Total Revenues	0	0	0	0	0	0	0
Budgeting Unit Net Local	21,429	82,388	20,000	20,000	0	0	20,000

OTR # 22 **Priority** 1 **OTR Name** Electronic Monitoring: Increased Usage

Description

The use of Electronic Monitoring for adults as an alternative to incarceration has been steadily increasing. In the 2017 calendar year, 40 adults participated in the Electronic Monitoring program.
In the six month period from January 1, 2018 to June 30, 2018, 35 adults have participated in the program. This department is utilizing EM as an ATI both at the sentencing stage of the process as a condition of probation and at the supervision stage as a graduated response. EM is also being utilized at an increased rate as a condition of Pretrial Release as a way to reduce the pretrial inmate population at the jail, as recommended by the CGR report. The Electronic Monitoring vendor charges $6/day monitoring fee for each individual in the program as compared to the $80/day cost for an inmate to be boarded out from the Tompkins County Public Safety Building to another jail facility.

The increased usage of Electronic Monitoring has resulted in a shortfall in our 2018 budget which we intend to fill using approved certified rollover. However, to ensure that this shortfall does not occur again in 2019, this department requests this OTR to cover anticipated EM utilization.

		Account	Requested		Recommended	
3141	54442	PROFESSIONAL SERVICES	12,000	TARGET	12,000	TARGET
		Local Share	12,000		12,000	
		Probation and Community Justice Total	12,000		12,000	

Probation and Community Justice

Program Summary

Community Service (Enhanced Supervision and Sentencing

Type of Program DM

Community Service programming is consistent with the principles of restorative justice: provides a means to offer services of value to the community, enables offenders/youth to better understand how actions impact the victim/community, holds offenders/youth accountable for their behavior and teaches pro-social behavior and job skills. Relieves over crowding in the jail, assists non profit organizations who have limited resources, gives back to the community, provides DSS with work placement for public assistance recipients as required by state mandates.

	2018	2019
Expenditures	164,670	173,429
Revenues	53,301	54,746
Net Local	111,369	118,683
FTE	2.00	2.00

Core Mandated Services

Type of Program MM

Requirement by law to provide the services of Intake (Family Court- JD and PINS), Investigations (Family and Criminal Courts) and Supervision (Family and Criminal Courts). These mandated services promote public safety and community protection, reduce recidivism, rehabilitate the offender, provide victim services, divert youth from entering the Family Court system, prevent placement of youth in foster and residential care, and strengthens families.

	2018	2019
Expenditures	2,743,576	3,031,189
Revenues	575,834	599,725
Net Local	2,167,742	2,431,464
FTE	27.50	29.0

Day Reporting (Enhanced Supervision and Sentencing

Type of Program DD

Structured half day program that provides an enhanced supervision and sentencing option for the courts. Benefits include increased community based supervision in an educational class format, GED preparation, employment services, referrals to services and enhanced family functioning. Participants are encouraged to take personal responsibility for their actions, repair the harm caused to their victims, their families and their communities, and develop skills to enable them to become more productive members of the community.

	2018	2019
Expenditures	198,034	206,078
Revenues	17,981	17,014
Net Local	180,053	189,064
FTE	2.05	2.05

Drug Courts-Enhanced (Enhanced Supervision and

Type of Program DM

Enhanced Supervision and Sentencing program for high risk chemically addicted felony and misdemeanor offenders that provides intensive case management by Probation Officers along with judicial oversight that includes incentives and responses. The Team approach to the program is holistic in nature and addresses all the needs of the offender in order to break the cycle of addiction and criminal behavior (fewer crimes being committed and more productive member of the community).

	2018	2019
Expenditures	161,300	168,510
Revenues	17,232	16,303
Net Local	144,068	152,207
FTE	1.48	1.48

Greatest Risk Supervision Program -(Enhanced Supervision

Type of Program DM

Provide sentencing alternatives for greatest risk offenders who would otherwise be incarcerated, ensure public safety through restrictive supervision and monitoring, hold defendants accountable, promote law abiding behavior through reduced caseload sizes and intensive and effective case management.

	2018	2019
Expenditures	109,703	115,106
Revenues	25,823	25,718
Net Local	83,880	89,388
FTE	1.00	1.00

Juvenile Intensive Supervision Program-Enhanced (JISP)

Type of Program DM

Provide Family Court with a dispositional alternative for adjudicated high risk juvenile population who might otherwise be placed in DSS custody or detention, ensure public safety through restrictive supervision and monitoring, hold respondents accountable, promote pro-social/law-abiding behavior through effective case management, and strengthen families.

	2018	2019
Expenditures	40,137	41,843
Revenues	4,289	4,049
Net Local	35,848	37,794
FTE	0.37	0.37

Pre-Trial Release (PTR)

Type of Program DM

Facilitate judicial release decisions by providing the courts with standardized information about a defendant's risk of flight; facilitate release of defendants who would otherwise be incarcerated for want of resources; reduce unnecessary incarceration and associated costs; maximize court appearance rates of defendants released to PTR program under our supervision.

	2018	2019
Expenditures	48,726	51,352
Revenues	5,239	5,197
Net Local	43,487	46,155
FTE	0.60	0.60

Tompkins Reentry Program (Life **Type of Program** DD

To provide transitional services to incarcerated individuals returning to the Tompkins County community from our jail, with the goal of reducing recidivism and improving public safety through the use of evidence based practices, pre and post release guidance and financial, employment, educational and housing services. In 2019, the role of Probation will be limited to providing life skills/employment/education services (see Section 6 for details).

	2018	2019
Expenditures	20,000	20,000
Revenues	0	0
Net Local	20,000	20,000
FTE	0.00	0.00

Recycling and Materials Management, Department of

The mission of the Recycling and Materials Management Department is to develop and implement a sustainable materials management strategy for Tompkins County. With a focus on the state's solid waste management hierarchy, this approach utilizes and prioritizes environmentally sound, cost-effective, socially responsible, and safe practices. This is accomplished through coordinated administrative, operational, and educational programs that maximize diversion with the 4R's (Reduce, Reuse, Recycle, and Rebuy) as a focal point.

Consolidated Budget

	2016 Actual	2017 Actual	2018 Modified	2019 Target	2019 Req OTR's	2019 Rec OTR's	2019 Total Rec
Expenditures							
Salary and Wages	717,121	690,464	736,189	708,773	0	0	708,773
Overtime	910	475	24,829	76,324	0	0	76,324
Premium Pay	5,801	4,075	3,950	9,686	0	0	9,686
Fringe Benefits	329,068	298,191	336,110	387,932	0	0	387,932
Automotive Equipment	28,838	30,629	93,700	0	0	0	0
Other Capital Equip	57,158	105,781	179,811	144,418	0	0	144,418
Highway Materials	1,228	1,980	4,150	3,150	0	0	3,150
Vehicle Fuel and Maint	2,110	2,619	2,428	10,551	0	0	10,551
Other Supplies	44,118	44,018	48,334	41,161	0	0	41,161
Travel Training	5,250	6,259	15,030	12,815	0	0	12,815
Professional Services	3,410,324	3,694,547	4,199,968	4,302,907	0	0	4,302,907
All Other Contr. Svcs	11,916	7,497	17,544	16,587	0	0	16,587
Program Expense	39,063	36,822	82,842	64,350	0	0	64,350
Maintenance	25,749	27,211	51,400	53,400	0	0	53,400
Utilities	28,360	27,884	28,580	32,190	0	0	32,190
Rent	35,008	0	0	0	0	0	0
Other	131,790	177,249	186,038	192,032	0	0	192,032
Other Finance	205,415	257,879	759,828	176,552	0	0	176,552
Total Expenditures	5,079,227	5,413,580	6,770,731	6,232,828	0	0	6,232,828
Revenues							
State Aid	714,189	100,489	43,500	399,600	0	0	399,600
Local Revenues	0	0	317,141	0	0	0	0
Other Revenues	5,441,650	5,959,175	5,825,577	5,833,228	0	0	5,833,228
Total Revenues	6,155,839	6,059,664	6,186,218	6,232,828	0	0	6,232,828
Dept. Net Local	-1,076,612	-646,084	584,513	0	0	0	0

Recycling and Materials Management, Department of

Full Time Equivalents

	2015 Budget	2016 Budget	2017 Budget	2018 Budget	2019 Target	OTR Req	OTR Rec	2019 Total
Account Clerk Typist	0.00	0.00	1.00	1.00	0.00	0.00	0.00	0.00
Administrative Assistant 2	0.00	0.00	0.00	0.00	0.50	0.00	0.00	0.50
Assistant Recycling Specialist	3.00	3.00	3.00	0.00	0.00	0.00	0.00	0.00
Communication & Administrative	1.00	1.00	1.00	1.00	1.00	0.00	0.00	1.00
Communications Specialist	1.00	1.00	1.00	1.00	1.00	0.00	0.00	1.00
Deputy Director of Recycling and	1.00	1.00	1.00	1.00	1.00	0.00	0.00	1.00
Director of Recycling and Materials	1.00	1.00	1.00	1.00	1.00	0.00	0.00	1.00
Fiscal Coordinator	1.00	0.00	0.00	1.00	1.00	0.00	0.00	1.00
Information Aide	0.00	0.00	0.00	0.50	0.00	0.00	0.00	0.00
Principal Account Clerk/Typist	1.00	1.00	1.00	0.00	0.00	0.00	0.00	0.00
Recycling Assistant	0.00	0.00	0.00	0.00	1.00	0.00	0.00	1.00
Secretary	1.00	1.00	0.00	0.00	0.00	0.00	0.00	0.00
Senior Account Clerk/Typist	1.00	1.00	1.00	1.00	2.00	0.00	0.00	2.00
Senior Typist	1.00	1.00	0.00	0.00	0.00	0.00	0.00	0.00
Senior Weigh Scale Operator	1.00	1.00	1.00	1.00	1.00	0.00	0.00	1.00
Solid Waste Enforcement Officer	1.00	1.00	1.00	1.00	1.00	0.00	0.00	1.00
Waste Reduction & Recycling	1.00	1.00	1.00	4.00	3.00	0.00	0.00	3.00
Weigh Scale Operator	1.00	1.00	1.00	0.90	0.80	0.00	0.00	0.80
	16.00	**15.00**	**14.00**	**14.40**	**14.30**	**0.00**	**0.00**	**14.30**

8160 SOLID WASTE DISPOSAL

	2016 Actual	2017 Actual	2018 Modified	2019 Target	2019 Req OTR's	2019 Rec OTR's	2019 Total Rec
Expenditures							
Salary and Wages	228,659	221,675	211,079	183,059	0	0	183,059
Overtime	373	357	15,461	7,868	0	0	7,868
Premium Pay	3,051	2,162	1,300	4,286	0	0	4,286
Fringe Benefits	106,086	97,322	112,439	95,283	0	0	95,283
Other Capital Equip	75	37,278	388	0	0	0	0
Highway Materials	664	460	1,200	1,200	0	0	1,200
Vehicle Fuel and Maint	202	196	510	0	0	0	0
Other Supplies	3,509	3,725	4,200	3,100	0	0	3,100
Professional Services	1,014,044	1,047,652	1,187,918	1,274,389	0	0	1,274,389
All Other Contr. Svcs	7,209	3,075	11,800	10,216	0	0	10,216
Program Expense	38,670	36,130	81,242	63,000	0	0	63,000
Maintenance	23,990	24,688	41,500	43,500	0	0	43,500
Other	28,934	60,568	60,635	65,145	0	0	65,145
Other Finance	117,491	176,704	175,315	176,552	0	0	176,552
Total Expenditures	1,572,957	1,711,992	1,904,987	1,927,598	0	0	1,927,598
Revenues							
Other Revenues	1,931,540	2,021,648	1,863,949	1,927,598	0	0	1,927,598
Total Revenues	1,931,540	2,021,648	1,863,949	1,927,598	0	0	1,927,598
Budgeting Unit Net Local	-358,583	-309,656	41,038	0	0	0	0

Recycling and Materials Management, Department of

8163 RECYCLING

	2016 Actual	2017 Actual	2018 Modified	2019 Target	2019 Req OTR's	2019 Rec OTR's	2019 Total Rec
Expenditures							
Salary and Wages	214,685	222,597	293,639	332,983	0	0	332,983
Overtime	254	84	9,368	1,530	0	0	1,530
Premium Pay	1,299	450	550	2,500	0	0	2,500
Fringe Benefits	97,842	93,260	108,405	164,496	0	0	164,496
Automotive Equipment	0	30,629	57,000	0	0	0	0
Other Capital Equip	33,108	56,097	145,704	115,775	0	0	115,775
Vehicle Fuel and Maint	835	1,362	619	0	0	0	0
Other Supplies	28,791	29,186	29,410	21,450	0	0	21,450
Travel Training	4,133	6,149	13,755	12,115	0	0	12,115
Professional Services	1,004,070	1,115,319	1,070,240	1,024,052	0	0	1,024,052
All Other Contr. Svcs	100	0	0	0	0	0	0
Other	12,584	15,171	11,093	7,543	0	0	7,543
Other Finance	57,869	0	584,513	0	0	0	0
Total Expenditures	1,455,570	1,570,304	2,324,296	1,682,444	0	0	1,682,444
Revenues							
State Aid	670,439	100,489	0	355,600	0	0	355,600
Local Revenues	0	0	300,441	0	0	0	0
Other Revenues	1,373,758	2,139,427	1,480,380	1,326,844	0	0	1,326,844
Total Revenues	2,044,197	2,239,916	1,780,821	1,682,444	0	0	1,682,444
Budgeting Unit Net Local	-588,627	-669,612	543,475	0	0	0	0

8164 SOLID WASTE RECY. & COLL.

	2016 Actual	2017 Actual	2018 Modified	2019 Target	2019 Req OTR's	2019 Rec OTR's	2019 Total Rec
Expenditures							
Salary and Wages	43,943	38,837	26,020	48,051	0	0	48,051
Overtime	71	28	0	0	0	0	0
Premium Pay	100	0	0	0	0	0	0
Fringe Benefits	20,164	16,871	12,841	23,454	0	0	23,454
Other Capital Equip	8,465	5,958	22,037	16,214	0	0	16,214
Highway Materials	0	0	2,000	1,000	0	0	1,000
Vehicle Fuel and Maint	0	0	0	5,793	0	0	5,793
Other Supplies	6,174	5,433	5,583	5,300	0	0	5,300
Professional Services	1,027,290	1,063,378	1,505,550	1,567,124	0	0	1,567,124
All Other Contr. Svcs	0	0	0	500	0	0	500
Other	1,662	0	0	0	0	0	0
Total Expenditures	1,107,869	1,130,505	1,574,031	1,667,436	0	0	1,667,436
Revenues							
Other Revenues	1,113,537	1,033,563	1,574,031	1,667,436	0	0	1,667,436
Total Revenues	1,113,537	1,033,563	1,574,031	1,667,436	0	0	1,667,436
Budgeting Unit Net Local	-5,668	96,942	0	0	0	0	0

8165 SOLID WASTE REDUCTION

	2016 Actual	2017 Actual	2018 Modified	2019 Target	2019 Req OTR's	2019 Rec OTR's	2019 Total Rec
Expenditures							
Salary and Wages	29,496	13,093	24,268	13,537	0	0	13,537
Overtime	14	0	0	0	0	0	0
Premium Pay	100	0	0	0	0	0	0
Fringe Benefits	13,544	5,684	11,975	6,606	0	0	6,606
Other Capital Equip	998	4,005	4,417	4,679	0	0	4,679
Vehicle Fuel and Maint	340	652	651	0	0	0	0
Other Supplies	3,612	2,631	5,471	5,241	0	0	5,241
Travel Training	613	0	0	0	0	0	0
Professional Services	190,819	180,411	189,210	179,793	0	0	179,793
Other	240	1,701	1,350	500	0	0	500
Total Expenditures	239,776	208,177	237,342	210,356	0	0	210,356
Revenues							
State Aid	1,046	0	0	0	0	0	0
Other Revenues	264,139	204,429	237,342	210,356	0	0	210,356
Total Revenues	265,185	204,429	237,342	210,356	0	0	210,356
Budgeting Unit Net Local	-25,409	3,748	0	0	0	0	0

8166 OLD LANDFILLS &FACILITIES

	2016 Actual	2017 Actual	2018 Modified	2019 Target	2019 Req OTR's	2019 Rec OTR's	2019 Total Rec
Expenditures							
Salary and Wages	35,599	35,547	35,413	36,845	0	0	36,845
Premium Pay	300	338	700	650	0	0	650
Fringe Benefits	16,050	15,577	17,822	18,301	0	0	18,301
Automotive Equipment	28,838	0	0	0	0	0	0
Highway Materials	564	1,520	950	950	0	0	950
Vehicle Fuel and Maint	290	225	215	0	0	0	0
Travel Training	0	0	250	250	0	0	250
Professional Services	66,433	195,575	120,484	147,593	0	0	147,593
Maintenance	0	0	7,400	7,400	0	0	7,400
Utilities	221	221	300	300	0	0	300
Other Finance	30,055	81,175	0	0	0	0	0
Total Expenditures	178,350	330,178	183,534	212,289	0	0	212,289
Revenues							
Other Revenues	200,842	164,677	183,533	212,289	0	0	212,289
Total Revenues	200,842	164,677	183,533	212,289	0	0	212,289
Budgeting Unit Net Local	-22,492	165,501	1	0	0	0	0

Recycling and Materials Management, Department of

8168 SOLID WASTE ADMIN

	2016 Actual	2017 Actual	2018 Modified	2019 Target	2019 Req OTR's	2019 Rec OTR's	2019 Total Rec
Expenditures							
Salary and Wages	151,267	144,942	132,084	80,059	0	0	80,059
Overtime	198	6	0	66,926	0	0	66,926
Premium Pay	813	962	1,400	2,250	0	0	2,250
Fringe Benefits	69,161	63,427	65,874	72,842	0	0	72,842
Automotive Equipment	0	0	36,700	0	0	0	0
Other Capital Equip	14,512	2,443	7,265	7,750	0	0	7,750
Vehicle Fuel and Maint	443	184	433	4,758	0	0	4,758
Other Supplies	1,787	2,707	3,600	5,900	0	0	5,900
Travel Training	354	110	250	250	0	0	250
Professional Services	200	0	15,000	7,050	0	0	7,050
All Other Contr. Svcs	2,997	2,913	3,552	3,673	0	0	3,673
Program Expense	393	692	1,600	1,350	0	0	1,350
Maintenance	648	0	0	0	0	0	0
Utilities	24,981	23,946	22,830	26,430	0	0	26,430
Rent	34,588	0	0	0	0	0	0
Other	88,180	99,199	110,210	116,834	0	0	116,834
Total Expenditures	390,522	341,531	400,798	396,072	0	0	396,072
Revenues							
Local Revenues	0	0	16,700	0	0	0	0
Other Revenues	454,432	301,259	384,099	396,072	0	0	396,072
Total Revenues	454,432	301,259	400,799	396,072	0	0	396,072
Budgeting Unit Net Local	-63,910	40,272	-1	0	0	0	0

8169 HOUSEHOLD HAZARDOUS WASTE

	2016 Actual	2017 Actual	2018 Modified	2019 Target	2019 Req OTR's	2019 Rec OTR's	2019 Total Rec
Expenditures							
Salary and Wages	13,472	13,773	13,686	14,239	0	0	14,239
Premium Pay	138	163	0	0	0	0	0
Fringe Benefits	6,221	6,050	6,754	6,950	0	0	6,950
Other Supplies	245	336	70	170	0	0	170
Travel Training	150	0	775	200	0	0	200
Professional Services	107,468	92,212	111,566	102,906	0	0	102,906
All Other Contr. Svcs	1,610	1,509	2,192	2,198	0	0	2,198
Maintenance	1,111	2,523	2,500	2,500	0	0	2,500
Utilities	3,158	3,717	5,450	5,460	0	0	5,460
Rent	420	0	0	0	0	0	0
Other	190	610	2,750	2,010	0	0	2,010
Total Expenditures	134,183	120,893	145,743	136,633	0	0	136,633
Revenues							
State Aid	42,704	0	43,500	44,000	0	0	44,000
Other Revenues	103,402	94,172	102,243	92,633	0	0	92,633
Total Revenues	146,106	94,172	145,743	136,633	0	0	136,633
Budgeting Unit Net Local	-11,923	26,721	0	0	0	0	0

Recycling and Materials Management, Department of

Program Summary

Administration

Type of Program DM

Provides assistance to implement Department programs including financial management. Provides customer service support for program users (both in person and over the phone). Handles dissemination of Department policies and procedures both internally and externally. Conducts transactions for Solid Waste permits and renewals, as well as the sale of disposal coupons and punchcards, recycling bins and compost bins. Some sales are conducted online and processed each business day.

	2018	2019
Expenditures	384,099	396,072
Revenues	377,805	396,072
Net Local	0	0
FTE	2.25	2.75

Household Hazardous Waste Management

Type of Program DM

Provide safe, environmentally sound and cost effective management of household and Conditionally Exempt Small Quantity Generators (CESQG) generated hazardous waste.

	2018	2019
Expenditures	145,743	136,633
Revenues	145,743	136,633
Net Local	0	0
FTE	0.25	0.25

Old Landfills and Facilities

Type of Program MM

Monitor and maintain closed landfill in compliance with applicable federal and state regulations. Ensure compliance with closure requirements through regular inspections and sampling.

	2018	2019
Expenditures	183,533	212,289
Revenues	213,146	212,289
Net Local	0	0
FTE	0.5	0.5

Recycling

Type of Program MD

Provides a local facility to process and market recyclable materials collected through residencial and commercial programs. Additional components include providing educational information, direct assistance, and community support for recycling, including food scraps. Provide a program to comply with all applicable Federal, State and local laws for the management of recycling and support an overall goal of maximizing diversion.

	2018	2019
Expenditures	1,780,822	1,682,444
Revenues	1,779,803	1,682,444
Net Local	0	0
FTE	6.5	6.25

Recycling Collection

Type of Program MD

Provides for convenient, cost-effective residential recycling opportunities through curbside collection and public drop spots for food scrap recycling at multiple locations around the County. To enforce all applicable Federal, State, and local laws for mandatory recycling.

	2018	2019
Expenditures	1,574,031	1,667,436
Revenues	1,574,031	1,667,436
Net Local	0	0
FTE	.5	1.0

Solid Waste Disposal

Type of Program DM

Provide a safe, environmentally-sound and cost effective strategy to landfill the non-recoverable waste generated in Tompkins County. Provide a program to enforce all applicable Federal, State and Local laws for the management of solid waste.

	2018	2019
Expenditures	1,863,949	1,927,598
Revenues	1,860,071	1,927,598
Net Local	0	0
FTE	6.25	4.25

Waste Reduction

Type of Program DD

Reduce both the volume and toxicity of the waste stream by providing waste reduction, reuse and green purchasing programs and education to businesses, schools, municipalities and residents. This program supports the County in achieving a goal of maximizing diversion.

	2018	2019
Expenditures	237,342	210,356
Revenues	237,342	210,356
Net Local	0	0
FTE	0.5	0.25

Sales Tax Distribution

Tompkins County receives most* of the sales tax generated within the County and then distributes portions of the collections to towns, villages, and the City of Ithaca based on a statutory formula. This budgeting unit reflects the direct cash payments by the County to the towns, villages, and City of Ithaca for their respective shares of the sales tax.

*(The exception is a direct payment by the State to the City of Ithaca for its 50% share of the basic 3% county sales tax generated within the City.)

Consolidated Budget

	2016 Actual	2017 Actual	2018 Modified	2019 Target	2019 Req OTR's	2019 Rec OTR's	2019 Total Rec
Expenditures							
Other	11,778,874	12,517,468	12,118,019	12,767,818	0	0	12,767,818
Other Finance	593,519	592,821	688,765	688,765	0	0	688,765
Total Expenditures	12,372,393	13,110,289	12,806,784	13,456,583	0	0	13,456,583
Revenues							
Local Revenues	12,372,393	13,110,289	12,806,784	13,456,583	0	0	13,456,583
Total Revenues	12,372,393	13,110,289	12,806,784	13,456,583	0	0	13,456,583
Dept. Net Local	0	0	0	0	0	0	0

Sales Tax Distribution

1985 DISTRIBUTION OF SALES TAX

	2016 Actual	2017 Actual	2018 Modified	2019 Target	2019 Req OTR's	2019 Rec OTR's	2019 Total Rec
Expenditures							
Other	11,778,874	12,517,468	12,118,019	12,767,818	0	0	12,767,818
Total Expenditures	11,778,874	12,517,468	12,118,019	12,767,818	0	0	12,767,818
Revenues							
Local Revenues	11,778,874	12,517,468	12,118,019	12,767,818	0	0	12,767,818
Total Revenues	11,778,874	12,517,468	12,118,019	12,767,818	0	0	12,767,818
Budgeting Unit Net Local	0	0	0	0	0	0	0

6901 COUNTY/CITY PROGRAM

	2016 Actual	2017 Actual	2018 Modified	2019 Target	2019 Req OTR's	2019 Rec OTR's	2019 Total Rec
Expenditures							
Other Finance	593,519	592,821	688,765	688,765	0	0	688,765
Total Expenditures	593,519	592,821	688,765	688,765	0	0	688,765
Revenues							
Local Revenues	593,519	592,821	688,765	688,765	0	0	688,765
Total Revenues	593,519	592,821	688,765	688,765	0	0	688,765
Budgeting Unit Net Local	0	0	0	0	0	0	0

Sheriff's Office

The Tompkins County Sheriff's Office in collaboration with surrounding community agencies, is an active participant in building and strengthening community partnerships that progressively foster the public safety interests of the County's residents and visitors. The Sheriff's Office team continually strives to inspire the confidence and respect of the community it serves, through all-inclusive leadership and accountability. The Sheriff's Office encourages innovative concepts that promote development in new directions, focus on achieving exceptional service to the public, and continually aim to be a model of excellence in the area of law enforcement.

Consolidated Budget

	2016 Actual	2017 Actual	2018 Modified	2019 Target	2019 Req OTR's	2019 Rec OTR's	2019 Total Rec
Expenditures							
Salary and Wages	3,937,493	3,192,706	3,185,750	3,175,625	64,762	64,762	3,240,387
Overtime	477,288	361,008	416,645	416,645	0	0	416,645
Premium Pay	236,557	251,382	65,325	65,650	0	0	65,650
Fringe Benefits	2,127,129	1,652,223	1,765,145	1,741,172	31,610	31,610	1,772,782
Automotive Equipment	184,324	189,945	184,290	187,290	0	0	187,290
Other Capital Equip	87,123	115,498	60,110	73,419	0	0	73,419
Vehicle Fuel and Maint	121,651	93,133	124,199	124,199	0	0	124,199
Other Supplies	65,558	102,709	89,210	83,278	0	0	83,278
Travel Training	11,816	12,555	15,759	18,766	0	0	18,766
Professional Services	698	99	825	825	0	0	825
All Other Contr. Svcs	45,557	20,169	52,001	55,899	0	0	55,899
Maintenance	706	0	0	0	0	0	0
Utilities	21,748	24,325	23,300	23,300	0	0	23,300
Other	10,829	6,822	9,132	9,132	0	0	9,132
Total Expenditures	7,328,477	6,022,574	5,991,691	5,975,200	96,372	96,372	6,071,572
Revenues							
Federal Aid	13,082	7,550	0	0	0	0	0
State Aid	34,079	69,529	20,000	20,000	0	0	20,000
Local Revenues	171,360	134,542	150,000	150,000	72,279	72,279	222,279
Other Revenues	101,135	114,731	69,432	63,500	0	0	63,500
Interfund Transf & Rev	267,117	288,226	230,000	230,000	0	0	230,000
Total Revenues	586,773	614,578	469,432	463,500	72,279	72,279	535,779
Dept. Net Local	6,741,704	5,407,996	5,522,259	5,511,700	24,093	24,093	5,535,793

Sheriff's Office

Full Time Equivalents

	2015 Budget	2016 Budget	2017 Budget	2018 Budget	2019 Target	OTR Req	OTR Rec	2019 Total
Account/Permit Clerk	2.00	3.00	3.00	2.00	2.00	0.00	0.00	2.00
Captain	1.00	0.00	0.00	0.00	0.00	0.00	0.00	0.00
Executive Assistant to the Sheriff	1.00	1.00	1.00	1.00	1.00	0.00	0.00	1.00
Investigator	4.00	4.00	4.00	4.00	4.00	0.00	0.00	4.00
Lieutenant	0.00	1.00	1.00	1.00	1.00	0.00	0.00	1.00
Part Time Deputy	0.00	0.00	0.00	2.00	2.00	0.00	0.00	2.00
Road Patrol Deputy	26.00	26.00	26.56	26.00	26.00	1.00	1.00	27.00
Secretary	1.00	0.00	0.00	0.00	0.00	0.00	0.00	0.00
Senior Investigator	1.00	1.00	1.00	1.00	1.00	0.00	0.00	1.00
Sergeant	7.00	7.00	7.00	7.00	7.00	0.00	0.00	7.00
Sheriff	1.00	1.00	1.00	1.00	1.00	0.00	0.00	1.00
Sr. Account and Permit Clerk	0.00	0.00	0.00	1.00	1.00	0.00	0.00	1.00
	44.00	**44.00**	**44.56**	**46.00**	**46.00**	**1.00**	**1.00**	**47.00**

Sheriff's Office

3110 CIVIL

	2016 Actual	2017 Actual	2018 Modified	2019 Target	2019 Req OTR's	2019 Rec OTR's	2019 Total Rec
Expenditures							
Salary and Wages	464,131	391,438	436,858	443,033	0	0	443,033
Overtime	9,600	10,646	6,645	6,645	0	0	6,645
Premium Pay	29,296	10,991	4,025	4,350	0	0	4,350
Fringe Benefits	229,933	179,316	220,855	221,611	0	0	221,611
Other Capital Equip	8,521	25,210	1,933	7,033	0	0	7,033
Other Supplies	5,737	6,132	12,078	12,078	0	0	12,078
Travel Training	2,642	3,853	3,000	3,000	0	0	3,000
All Other Contr. Svcs	9,585	9,924	9,841	12,139	0	0	12,139
Utilities	828	814	900	900	0	0	900
Other	7,189	6,195	8,232	8,232	0	0	8,232
Total Expenditures	767,462	644,519	704,367	719,021	0	0	719,021
Revenues							
Local Revenues	129,193	100,422	110,000	110,000	0	0	110,000
Other Revenues	6,625	6,030	4,500	4,500	0	0	4,500
Total Revenues	135,818	106,452	114,500	114,500	0	0	114,500
Budgeting Unit Net Local	631,644	538,067	589,867	604,521	0	0	604,521

3111 SWAT

	2016 Actual	2017 Actual	2018 Modified	2019 Target	2019 Req OTR's	2019 Rec OTR's	2019 Total Rec
Expenditures							
Other Capital Equip	0	0	3,000	6,000	0	0	6,000
Travel Training	0	0	3,259	6,000	0	0	6,000
Total Expenditures	0	0	6,259	12,000	0	0	12,000
Revenues							
Total Revenues	0	0	0	0	0	0	0
Budgeting Unit Net Local	0	0	6,259	12,000	0	0	12,000

Sheriff's Office

3113 LAW ENFORCEMENT	2016 Actual	2017 Actual	2018 Modified	2019 Target	2019 Req OTR's	2019 Rec OTR's	2019 Total Rec
Expenditures							
Salary and Wages	3,473,362	2,801,268	2,748,892	2,732,592	64,762	64,762	2,797,354
Overtime	467,688	350,362	410,000	410,000	0	0	410,000
Premium Pay	207,261	240,391	61,300	61,300	0	0	61,300
Fringe Benefits	1,897,196	1,472,907	1,544,290	1,519,561	31,610	31,610	1,551,171
Automotive Equipment	184,324	189,945	184,290	187,290	0	0	187,290
Other Capital Equip	78,602	90,288	55,177	60,386	0	0	60,386
Vehicle Fuel and Maint	121,651	93,133	124,199	124,199	0	0	124,199
Other Supplies	59,821	96,577	77,132	71,200	0	0	71,200
Travel Training	9,174	8,702	9,500	9,766	0	0	9,766
Professional Services	698	99	825	825	0	0	825
All Other Contr. Svcs	35,972	10,245	42,160	43,760	0	0	43,760
Maintenance	706	0	0	0	0	0	0
Utilities	20,920	23,511	22,400	22,400	0	0	22,400
Other	3,640	627	900	900	0	0	900
Total Expenditures	6,561,015	5,378,055	5,281,065	5,244,179	96,372	96,372	5,340,551
Revenues							
Federal Aid	13,082	7,550	0	0	0	0	0
State Aid	34,079	69,529	20,000	20,000	0	0	20,000
Local Revenues	42,167	34,120	40,000	40,000	72,279	72,279	112,279
Other Revenues	94,510	108,701	64,932	59,000	0	0	59,000
Interfund Transf & Rev	267,117	288,226	230,000	230,000	0	0	230,000
Total Revenues	450,955	508,126	354,932	349,000	72,279	72,279	421,279
Budgeting Unit Net Local	6,110,060	4,869,929	4,926,133	4,895,179	24,093	24,093	4,919,272

OTR # 52 **Priority** 1 **OTR Name** BOCES School Resource Officer

Description

TST BOCES Administration has identified a need for police presence on its campus to maintain the safety of students, personnel, and visitors; as well as enhance community relations on their campus. The Sheriff's Office seeks to enter into a three-year contract agreement with TST BOCES, making this a 3-year, multi-year request for one-time funding to provide support in the form of a School Resource Officer (SRO).

TST BOCES agrees to assume 75% of the fiscal responsibility for the SRO position, reimbursing Tompkins County through a Revenue line in the Sheriffâ€™s Office budget. The Sheriff's Office assumes the remaining 25% of the fiscal responsibility associated with a full year of service for this Deputy Sheriff position. In order to reflect FTE responsibility, 100% of the cost for the position will be reflected in the Sheriff's Office budget in order to execute a contract with TST BOCES to provide a School Resource Officer for the period of January 1, 2019, through August 31, 2021.

		Account	Requested		Recommended	
3113	41510	SHERIFF FEES	-72,279	ONE-TIME	-72,279	ONE-TIME
3113	51000419	DEPUTY SHERIFF	64,762	ONE-TIME	64,762	ONE-TIME
3113	58800	FRINGES	31,610	ONE-TIME	31,610	ONE-TIME
		Local Share	24,093		24,093	
		Sheriff's Office Total	24,093		24,093	

Sheriff's Office

Program Summary

Civil/Records Division

Type of Program MD

The civil/records division handles a multitude of work for the Sheriff's Office; including the complete processing of civil papers, service of subpoenas, orders of protection and other court papers that need to be served. It also processes pistol permits, Sheriff's ID's, and provides clerical assistance for all divisions of the Sheriff's Office including filing and records management for Civil and Law Enforcement divisions and creating internal reports for management and administration. This division also is part of the administrative component agency wide.

	2018	2019
Expenditures	699,936	720,295
Revenues	113,500	114,500
Net Local	586,436	605,795
FTE	7	7

Law Enforcement

Type of Program DM

To keep the peace; respond to emergency calls and all calls from the public; investigate crime at all levels; and provide law enforcement awareness education and enforcement. The program involves interacting with the community to provide a high level of public safety for all.

	2018	2019
Expenditures	5,077,949	5,077,949
Revenues	389,000	389,000
Net Local	4,688,949	4,688,949
FTE	36	39.5

Sheriff's Office - Jail

It is the responsibility of the Corrections Division of the Tompkins County Sheriff's Office to provide a safe and secure environment for inmates committed to the custody of the Sheriff, as well as for inmates, staff, and visitors.

Consolidated Budget

	2016 Actual	2017 Actual	2018 Modified	2019 Target	2019 Req OTR's	2019 Rec OTR's	2019 Total Rec
Expenditures							
Salary and Wages	2,169,855	2,582,858	2,739,545	2,798,366	0	0	2,798,366
Overtime	245,838	250,977	252,067	252,067	0	0	252,067
Premium Pay	319,269	342,498	73,547	76,897	0	0	76,897
Fringe Benefits	1,252,628	1,381,304	1,484,731	1,498,907	0	0	1,498,907
Automotive Equipment	64,871	57,408	69,000	69,000	0	0	69,000
Other Capital Equip	24,581	59,655	21,254	21,254	0	0	21,254
Vehicle Fuel and Maint	41,680	80,647	75,304	75,304	0	0	75,304
Other Supplies	241,603	254,352	270,655	270,655	0	0	270,655
Travel Training	5,809	4,887	7,200	7,200	0	0	7,200
Professional Services	135	697	4,000	4,000	0	0	4,000
Mandate-Inmate Boarding	112,961	68,420	141,582	141,582	0	0	141,582
Mandate - Inmate Medical	224,720	289,332	289,772	304,772	0	0	304,772
Mandate - Other	6,080	6,488	6,329	6,329	0	0	6,329
All Other Contr. Svcs	23,546	19,526	17,933	19,457	1,850	1,850	21,307
Maintenance	7,951	4,183	4,000	4,000	0	0	4,000
Utilities	10,659	3,988	6,900	5,376	0	0	5,376
Other	13,006	14,945	15,700	15,700	0	0	15,700
Total Expenditures	4,765,192	5,422,165	5,479,519	5,570,866	1,850	1,850	5,572,716
Revenues							
State Aid	6,789	3,851	0	0	0	0	0
Local Revenues	1,023	0	0	0	0	0	0
Other Revenues	70,458	110,494	35,000	35,000	0	0	35,000
Interfund Transf & Rev	3,045	0	0	0	0	0	0
Total Revenues	81,315	114,345	35,000	35,000	0	0	35,000
Dept. Net Local	4,683,877	5,307,820	5,444,519	5,535,866	1,850	1,850	5,537,716

Sheriff's Office - Jail

Full Time Equivalents

	2015 Budget	2016 Budget	2017 Budget	2018 Budget	2019 Target	OTR Req	OTR Rec	2019 Total
Captain of Corrections	1.00	1.00	1.00	1.00	1.00	0.00	0.00	1.00
Cook (Jail)	1.40	1.40	1.40	1.40	1.40	0.00	0.00	1.40
Corrections Officers	34.00	34.00	35.00	35.00	35.00	0.00	0.00	35.00
Forensic Counselor	0.00	0.00	0.00	0.00	1.00	0.00	0.00	1.00
Jail Nurse	1.00	1.00	1.00	1.00	1.00	0.00	0.00	1.00
Part Time Corrections Officer	0.00	0.00	0.00	2.00	2.00	0.00	0.00	2.00
Psychiatrist	0.00	0.00	0.00	0.00	1.00	0.00	0.00	1.00
Reg. Professional Nurse	0.00	0.00	0.00	1.00	1.00	0.00	0.00	1.00
Sergeant	6.00	6.00	6.00	6.00	6.00	0.00	0.00	6.00
Undersheriff	1.00	1.00	1.00	1.00	1.00	0.00	0.00	1.00
	44.40	**44.40**	**45.40**	**48.40**	**50.40**	**0.00**	**0.00**	**50.40**

Sheriff's Office - Jail

3150 CORRECTIONS

	2016 Actual	2017 Actual	2018 Modified	2019 Target	2019 Req OTR's	2019 Rec OTR's	2019 Total Rec
Expenditures							
Salary and Wages	2,169,855	2,582,858	2,739,545	2,798,366	0	0	2,798,366
Overtime	245,838	250,977	252,067	252,067	0	0	252,067
Premium Pay	319,269	342,498	73,547	76,897	0	0	76,897
Fringe Benefits	1,252,628	1,381,304	1,484,731	1,498,907	0	0	1,498,907
Automotive Equipment	64,871	57,408	69,000	69,000	0	0	69,000
Other Capital Equip	24,581	59,655	21,254	21,254	0	0	21,254
Vehicle Fuel and Maint	41,680	80,647	75,304	75,304	0	0	75,304
Other Supplies	241,603	254,352	270,655	270,655	0	0	270,655
Travel Training	5,809	4,887	7,200	7,200	0	0	7,200
Professional Services	135	697	4,000	4,000	0	0	4,000
All Other Contr. Svcs	23,546	19,526	17,933	19,457	1,850	1,850	21,307
Maintenance	7,951	4,183	4,000	4,000	0	0	4,000
Utilities	10,659	3,988	6,900	5,376	0	0	5,376
Other	13,006	14,945	15,700	15,700	0	0	15,700
Total Expenditures	4,421,431	5,057,925	5,041,836	5,118,183	1,850	1,850	5,120,033
Revenues							
State Aid	6,789	3,851	0	0	0	0	0
Local Revenues	1,023	0	0	0	0	0	0
Other Revenues	69,975	110,494	35,000	35,000	0	0	35,000
Interfund Transf & Rev	3,045	0	0	0	0	0	0
Total Revenues	80,832	114,345	35,000	35,000	0	0	35,000
Budgeting Unit Net Local	4,340,599	4,943,580	5,006,836	5,083,183	1,850	1,850	5,085,033

3151 MEDICAL AND BOARDING

	2016 Actual	2017 Actual	2018 Modified	2019 Target	2019 Req OTR's	2019 Rec OTR's	2019 Total Rec
Expenditures							
Mandate-Inmate Boarding	112,961	68,420	141,582	141,582	0	0	141,582
Mandate - Inmate Medical	224,720	289,332	289,772	304,772	0	0	304,772
Mandate - Other	6,080	6,488	6,329	6,329	0	0	6,329
Total Expenditures	343,761	364,240	437,683	452,683	0	0	452,683
Revenues							
Other Revenues	483	0	0	0	0	0	0
Total Revenues	483	0	0	0	0	0	0
Budgeting Unit Net Local	343,278	364,240	437,683	452,683	0	0	452,683

OTR # 69 **Priority** 1 **OTR Name** Support Plan for Additional Sallyport Licenses

Description

The Sheriff's Office is requesting a Target OTR of $1,850 to cover the Annual Support Plan for two additional licenses for the Sallyport Jail Management System. These new user licenses, purchased in 2018, were a necessary addition to the current system following an upgrade to the system software.

The Sheriff's Office was able to cover the initial purchase and support plan costs in the 2018 budget by postponing department equipment purchases. This totaled $9,215.00. The annual support plan is $1,850.00, which is the amount requested for this Target increase.

		Account	Requested		Recommended	
3150	54425	SERVICE CONTRACTS	1,850	TARGET	1,850	TARGET
		Local Share	1,850		1,850	
		Sheriff's Office - Jail Total	1,850		1,850	

Sheriff's Office - Jail

Program Summary

Corrections

Type of Program MD

The Corrections Division of the Sheriff's Office, also known as the Tompkins County Jail, is responsible for the safe and secure detainment of all person remanded to the Custody of the Sheriff. Our task is to safely and humanely detain all persons as instructed by the courts. The New York State Commission of Corrections oversees the operation and ensures compliance with minimum standards they set. The Corrections Division has had several cycle evaluations from the Commission and almost every one of them has resulted in compliance with Commission standards. The few times this has not happened, any issues noted have been rectified within 30 days of their inspection and report.

	2018	2019
Expenditures	4,361,022	4,361,022
Revenues	29,000	29,000
Net Local	4,332,022	4,332,022
FTE	44.4	50.4

Corrections - Medical and Boardout

Type of Program MD

This program consists of funding to pay for medical treatment and boarding cost of inmates. The program funds a contract doctor, pharmacy services and other medical providers such as Planned Parenthood and Cayuga Medical Center in order to ensure our responsibility of keeping persons detained in a safe manner.

	2018	2019
Expenditures	437,683	437,683
Revenues	0	0
Net Local	437,683	437,683
FTE		

Social Services Department

The Department of Social Services provides benefits and services to sustain families and individuals in need, primarily through its administration of Federal- and/or State-mandated entitlement programs, as occasionally supplemented by grant- or locally-funded initiatives.

Department staff determine applicants' eligibility for public assistance programs and, through them, helps recipients to meet their basic needs for food, clothing, shelter, heating, and utilities. To assist these clients to increase and maintain self-sufficiency, our program offerings include employment services, education and training, subsidized day care, and establishment and collection of child support.

The Department provides preventive and protective services to at-risk families, children, and adults, and both administers and subsidizes foster care and adoptions.

Lastly, the Department makes Medicaid eligibility determinations and provides supports to facilitate client access to health care through that program.

Consolidated Budget

	2016 Actual	2017 Actual	2018 Modified	2019 Target	2019 Req OTR's	2019 Rec OTR's	2019 Total Rec
Expenditures							
Salary and Wages	8,266,975	8,498,545	9,001,022	9,312,120	0	0	9,312,120
Overtime	0	249	73,300	76,262	0	0	76,262
Premium Pay	248,389	326,308	67,649	107,601	0	0	107,601
Fringe Benefits	3,892,372	3,823,735	4,511,563	4,634,989	0	0	4,634,989
Automotive Equipment	71,234	147,394	150,000	125,000	0	0	125,000
Other Capital Equip	97,780	32,319	84,360	72,507	0	0	72,507
Vehicle Fuel and Maint	17,329	23,537	24,390	25,390	0	0	25,390
Other Supplies	67,237	75,916	155,261	77,951	0	0	77,951
Travel Training	122,656	92,330	98,500	105,182	0	0	105,182
Professional Services	435,201	409,182	647,035	626,631	0	0	626,631
Mandate - Econ Security	9,134,919	8,678,558	9,062,785	10,578,015	0	0	10,578,015
Mandate - Medicaid	11,490,874	11,480,104	11,578,911	11,786,299	0	0	11,786,299
Mandate - Child Care	7,178,461	6,349,889	7,097,321	8,872,725	0	0	8,872,725
All Other Contr. Svcs	18,911	16,871	32,316	29,314	0	0	29,314
Program Expense	2,204,630	2,420,479	2,504,857	11,104,515	42,000	42,000	11,146,515
Maintenance	558	91	15,000	5,000	0	0	5,000
Utilities	41,943	52,542	58,815	59,100	0	0	59,100
Other	125,993	123,174	134,858	134,908	0	0	134,908
Total Expenditures	43,415,462	42,551,223	45,297,943	57,733,509	42,000	42,000	57,775,509
Revenues							
Federal Aid	12,359,647	11,666,884	12,777,647	12,342,019	0	0	12,342,019
State Aid	10,130,143	10,436,635	11,338,524	24,201,186	0	0	24,201,186
Local Revenues	1,419,441	1,477,641	1,465,309	1,263,373	0	0	1,263,373
Other Revenues	329,437	634,339	101,031	69,038	0	0	69,038
Total Revenues	24,238,668	24,215,499	25,682,511	37,875,616	0	0	37,875,616
Dept. Net Local	19,176,794	18,335,724	19,615,432	19,857,893	42,000	42,000	19,899,893

Social Services Department

Full Time Equivalents

	2015 Budget	2016 Budget	2017 Budget	2018 Budget	2019 Target	OTR Req	OTR Rec	2019 Total
Account Clerk/Typist	2.00	2.00	1.00	2.00	2.00	0.00	0.00	2.00
Accounting Supervisor	1.00	1.00	1.00	1.00	1.00	0.00	0.00	1.00
Administrative Assistant	3.00	2.00	2.00	2.00	2.00	0.00	0.00	2.00
Administrative Assistant - Level 1	1.00	4.00	6.00	1.00	9.43	0.00	0.00	9.43
Administrative Assistant - Level 2	0.00	3.00	2.00	1.00	1.00	0.00	0.00	1.00
Administrative Assistant - Level 3	1.00	0.00	2.00	1.00	3.00	0.00	0.00	3.00
Administrative Assistant - Level 4	2.00	2.00	2.00	2.00	2.00	0.00	0.00	2.00
Case Aide	3.00	3.00	5.00	3.00	3.00	0.00	0.00	3.00
Case Supervisor "A"	0.00	0.00	0.00	1.00	1.00	0.00	0.00	1.00
Case Supervisor "B"	8.00	8.00	9.00	8.00	9.00	0.00	0.00	9.00
Casework Assistant	1.00	1.00	2.00	3.00	3.00	0.00	0.00	3.00
Caseworker	19.00	18.00	19.00	20.00	19.00	0.00	0.00	19.00
Commissioner	1.00	1.00	1.00	1.00	1.00	0.00	0.00	1.00
Coordinator of Child Support	1.00	1.00	1.00	1.00	1.00	0.00	0.00	1.00
Data Entry Machine Operator	1.00	1.00	0.00	0.00	0.00	0.00	0.00	0.00
Deputy Commissioner	1.00	1.00	1.00	1.00	1.00	0.00	0.00	1.00
Director of Administrative Services	1.00	1.00	1.00	1.00	1.00	0.00	0.00	1.00
Director of Operations	0.00	1.00	1.00	1.00	1.00	0.00	0.00	1.00
Director of Services	1.00	1.00	1.00	1.00	1.00	0.00	0.00	1.00
Division Coordinator	3.00	4.00	4.00	4.00	4.00	0.00	0.00	4.00
Financial Investigator	8.00	8.00	7.00	6.00	6.00	0.00	0.00	6.00
Information Aide	6.29	2.29	6.29	9.29	3.00	0.00	0.00	3.00
Keyboard Specialist	8.00	7.00	7.00	7.00	4.00	0.00	0.00	4.00
Legal Unit Administrator	1.00	0.00	0.00	0.00	0.00	0.00	0.00	0.00
Long Term Care Specialist	1.00	0.00	0.00	0.00	0.00	0.00	0.00	0.00
Long Term Care/Adult Protective	1.00	1.00	1.00	1.00	1.00	0.00	0.00	1.00
Microcomputer Specialist	2.00	2.00	2.00	2.00	2.00	0.00	0.00	2.00
Principal Account Clerk/Typist	1.00	1.00	1.00	1.00	1.00	0.00	0.00	1.00
Principal Social Welfare Examiner	3.00	1.00	1.00	1.00	1.00	0.00	0.00	1.00
Program Development Specialist	1.00	1.00	1.00	1.00	1.00	0.00	0.00	1.00
Receptionist	6.00	6.00	4.00	4.00	3.00	0.00	0.00	3.00
Registered Professional Nurse	6.00	4.00	5.00	4.00	4.00	0.00	0.00	4.00
Security Officer	3.20	3.20	3.15	3.15	3.00	0.00	0.00	3.00
Senior Account Clerk/Typist	2.00	2.00	2.00	2.00	0.00	0.00	0.00	0.00
Senior Caseworker	18.00	20.00	20.00	19.00	23.00	0.00	0.00	23.00
Senior Clerk	1.00	1.00	1.00	1.00	0.00	0.00	0.00	0.00
Senior Data Entry Operator	1.00	1.00	0.00	0.00	0.00	0.00	0.00	0.00
Senior Financial Investigator	1.00	1.00	1.00	2.00	1.00	0.00	0.00	1.00
Senior Social Welfare Examiner	13.00	13.00	12.00	14.00	13.00	0.00	0.00	13.00
Senior Typist	1.00	1.00	1.00	1.00	1.00	0.00	0.00	1.00
Social Services Attorney	3.00	3.00	3.00	3.00	3.00	0.00	0.00	3.00
Social Welfare Examiner	44.00	43.00	42.00	43.00	40.00	0.00	0.00	40.00
Staff Development and Quality	1.00	0.00	0.00	0.00	1.00	0.00	0.00	1.00
Staff Development Specialist	0.00	1.00	0.00	0.00	0.00	0.00	0.00	0.00
Substance Abuse Evaluator	1.00	1.00	1.00	1.00	1.00	0.00	0.00	1.00
Systems Analyst	1.00	1.00	1.00	1.00	1.00	0.00	0.00	1.00
Transition Workforce Specialist	0.00	0.00	0.00	1.00	0.00	0.00	0.00	0.00
	184.49	**179.49**	**183.44**	**182.44**	**178.43**	**0.00**	**0.00**	**178.43**

Social Services Department

6010 PLNG. & COORD. (DSS)

	2016 Actual	2017 Actual	2018 Modified	2019 Target	2019 Req OTR's	2019 Rec OTR's	2019 Total Rec
Expenditures							
Salary and Wages	8,266,975	8,498,545	9,001,022	9,312,120	0	0	9,312,120
Overtime	0	249	73,300	76,262	0	0	76,262
Premium Pay	248,389	326,308	67,649	107,601	0	0	107,601
Fringe Benefits	3,892,372	3,823,735	4,511,563	4,634,989	0	0	4,634,989
Automotive Equipment	71,234	147,394	150,000	125,000	0	0	125,000
Other Capital Equip	97,780	32,319	84,360	72,507	0	0	72,507
Vehicle Fuel and Maint	17,329	23,537	24,390	25,390	0	0	25,390
Other Supplies	67,237	75,916	155,261	77,951	0	0	77,951
Travel Training	122,656	92,330	98,500	105,182	0	0	105,182
Professional Services	435,201	409,182	647,035	626,631	0	0	626,631
All Other Contr. Svcs	18,911	16,871	32,316	29,314	0	0	29,314
Program Expense	1,042,851	1,337,385	1,257,818	9,989,739	42,000	42,000	10,031,739
Maintenance	558	91	15,000	5,000	0	0	5,000
Utilities	41,943	52,542	58,815	59,100	0	0	59,100
Other	125,993	123,174	134,858	134,908	0	0	134,908
Total Expenditures	14,449,429	14,959,578	16,311,887	25,381,694	42,000	42,000	25,423,694
Revenues							
Federal Aid	6,278,393	6,109,668	6,538,784	6,052,210	0	0	6,052,210
State Aid	4,357,026	4,988,157	5,663,030	15,044,588	0	0	15,044,588
Local Revenues	257,592	255,471	243,988	261,660	0	0	261,660
Other Revenues	119,574	114,589	101,031	69,038	0	0	69,038
Total Revenues	11,012,585	11,467,885	12,546,833	21,427,496	0	0	21,427,496
Budgeting Unit Net Local	3,436,844	3,491,693	3,765,054	3,954,198	42,000	42,000	3,996,198

6055 DAYCARE

	2016 Actual	2017 Actual	2018 Modified	2019 Target	2019 Req OTR's	2019 Rec OTR's	2019 Total Rec
Expenditures							
Mandate - Econ Security	1,559,987	1,400,130	1,538,838	1,653,276	0	0	1,653,276
Total Expenditures	1,559,987	1,400,130	1,538,838	1,653,276	0	0	1,653,276
Revenues							
State Aid	1,468,415	1,359,349	1,458,689	1,456,102	0	0	1,456,102
Local Revenues	8,154	5,718	5,000	13,701	0	0	13,701
Other Revenues	431	2,368	0	0	0	0	0
Total Revenues	1,477,000	1,367,435	1,463,689	1,469,803	0	0	1,469,803
Budgeting Unit Net Local	82,987	32,695	75,149	183,473	0	0	183,473

Social Services Department

6070 PURCHASE OF SERVICES

	2016 Actual	2017 Actual	2018 Modified	2019 Target	2019 Req OTR's	2019 Rec OTR's	2019 Total Rec
Expenditures							
Program Expense	1,161,779	1,083,094	1,247,039	1,114,776	0	0	1,114,776
Total Expenditures	1,161,779	1,083,094	1,247,039	1,114,776	0	0	1,114,776
Revenues							
Federal Aid	57,257	-30,660	131,878	139,664	0	0	139,664
State Aid	592,196	670,227	668,400	597,874	0	0	597,874
Local Revenues	16,970	2,017	0	1,685	0	0	1,685
Total Revenues	666,423	641,584	800,278	739,223	0	0	739,223
Budgeting Unit Net Local	495,356	441,510	446,761	375,553	0	0	375,553

6100 MEDICAID

	2016 Actual	2017 Actual	2018 Modified	2019 Target	2019 Req OTR's	2019 Rec OTR's	2019 Total Rec
Expenditures							
Mandate - Medicaid	11,472,084	11,460,436	11,553,911	11,776,299	0	0	11,776,299
Total Expenditures	11,472,084	11,460,436	11,553,911	11,776,299	0	0	11,776,299
Revenues							
Other Revenues	101,746	0	0	0	0	0	0
Total Revenues	101,746	0	0	0	0	0	0
Budgeting Unit Net Local	11,370,338	11,460,436	11,553,911	11,776,299	0	0	11,776,299

6101 MEDICAL ASSISTANCE

	2016 Actual	2017 Actual	2018 Modified	2019 Target	2019 Req OTR's	2019 Rec OTR's	2019 Total Rec
Expenditures							
Mandate - Medicaid	18,790	19,668	25,000	10,000	0	0	10,000
Total Expenditures	18,790	19,668	25,000	10,000	0	0	10,000
Revenues							
Federal Aid	-83,062	-110,295	-106,600	-67,600	0	0	-67,600
State Aid	-97,803	-125,553	-98,400	-62,400	0	0	-62,400
Local Revenues	199,654	252,586	230,000	140,000	0	0	140,000
Total Revenues	18,789	16,738	25,000	10,000	0	0	10,000
Budgeting Unit Net Local	1	2,930	0	0	0	0	0

6106 SPEC. NEEDS ADULT FAM.

	2016 Actual	2017 Actual	2018 Modified	2019 Target	2019 Req OTR's	2019 Rec OTR's	2019 Total Rec
Expenditures							
Mandate - Child Care	0	0	2,000	2,000	0	0	2,000
Total Expenditures	0	0	2,000	2,000	0	0	2,000
Revenues							
State Aid	0	0	2,000	2,000	0	0	2,000
Total Revenues	0	0	2,000	2,000	0	0	2,000
Budgeting Unit Net Local	0	0	0	0	0	0	0

6109 FAMILY ASSISTANCE

	2016 Actual	2017 Actual	2018 Modified	2019 Target	2019 Req OTR's	2019 Rec OTR's	2019 Total Rec
Expenditures							
Mandate - Econ Security	4,124,860	3,752,065	3,894,978	5,063,865	0	0	5,063,865
Total Expenditures	4,124,860	3,752,065	3,894,978	5,063,865	0	0	5,063,865
Revenues							
Federal Aid	3,383,217	3,190,530	3,559,790	3,702,609	0	0	3,702,609
State Aid	312,822	16,671	97,719	1,193,985	0	0	1,193,985
Local Revenues	459,962	449,072	213,178	131,015	0	0	131,015
Other Revenues	7,782	8,975	0	0	0	0	0
Total Revenues	4,163,783	3,665,248	3,870,687	5,027,609	0	0	5,027,609
Budgeting Unit Net Local	-38,923	86,817	24,291	36,256	0	0	36,256

6119 CHILD CARE

	2016 Actual	2017 Actual	2018 Modified	2019 Target	2019 Req OTR's	2019 Rec OTR's	2019 Total Rec
Expenditures							
Mandate - Child Care	6,661,295	5,978,471	6,549,273	7,214,586	0	0	7,214,586
Total Expenditures	6,661,295	5,978,471	6,549,273	7,214,586	0	0	7,214,586
Revenues							
Federal Aid	2,624,005	2,418,903	2,533,888	2,392,656	0	0	2,392,656
State Aid	2,449,676	2,435,175	2,456,811	3,716,080	0	0	3,716,080
Local Revenues	89,993	87,286	293,038	269,214	0	0	269,214
Other Revenues	78,131	486,219	0	0	0	0	0
Total Revenues	5,241,805	5,427,583	5,283,737	6,377,950	0	0	6,377,950
Budgeting Unit Net Local	1,419,490	550,888	1,265,536	836,636	0	0	836,636

Social Services Department

6123 DELINQUENT CARE

	2016 Actual	2017 Actual	2018 Modified	2019 Target	2019 Req OTR's	2019 Rec OTR's	2019 Total Rec
Expenditures							
Mandate - Child Care	418,719	371,418	439,095	1,537,739	0	0	1,537,739
Total Expenditures	418,719	371,418	439,095	1,537,739	0	0	1,537,739
Revenues							
Federal Aid	4,920	2,079	5,000	5,000	0	0	5,000
State Aid	184,174	224,622	217,595	1,258,287	0	0	1,258,287
Local Revenues	4,624	5,563	0	6,985	0	0	6,985
Other Revenues	65	50	0	0	0	0	0
Total Revenues	193,783	232,314	222,595	1,270,272	0	0	1,270,272
Budgeting Unit Net Local	224,936	139,104	216,500	267,467	0	0	267,467

6129 STATE TRAINING SCHOOLS

	2016 Actual	2017 Actual	2018 Modified	2019 Target	2019 Req OTR's	2019 Rec OTR's	2019 Total Rec
Expenditures							
Mandate - Child Care	98,447	0	106,953	118,400	0	0	118,400
Total Expenditures	98,447	0	106,953	118,400	0	0	118,400
Revenues							
Total Revenues	0	0	0	0	0	0	0
Budgeting Unit Net Local	98,447	0	106,953	118,400	0	0	118,400

6140 SAFETY NET

	2016 Actual	2017 Actual	2018 Modified	2019 Target	2019 Req OTR's	2019 Rec OTR's	2019 Total Rec
Expenditures							
Mandate - Econ Security	3,289,765	3,327,856	3,402,787	3,611,391	0	0	3,611,391
Total Expenditures	3,289,765	3,327,856	3,402,787	3,611,391	0	0	3,611,391
Revenues							
Federal Aid	129,657	138,210	134,907	137,480	0	0	137,480
State Aid	802,950	791,809	801,487	904,598	0	0	904,598
Local Revenues	308,809	332,039	376,309	349,773	0	0	349,773
Other Revenues	21,655	22,138	0	0	0	0	0
Total Revenues	1,263,071	1,284,196	1,312,703	1,391,851	0	0	1,391,851
Budgeting Unit Net Local	2,026,694	2,043,660	2,090,084	2,219,540	0	0	2,219,540

6141 FUEL CRISIS ASSIST. STATE

	2016 Actual	2017 Actual	2018 Modified	2019 Target	2019 Req OTR's	2019 Rec OTR's	2019 Total Rec
Expenditures							
Mandate - Econ Security	37,173	44,730	80,000	65,000	0	0	65,000
Total Expenditures	37,173	44,730	80,000	65,000	0	0	65,000
Revenues							
Federal Aid	-34,740	-51,551	-20,000	-20,000	0	0	-20,000
Local Revenues	71,914	86,835	100,000	85,000	0	0	85,000
Other Revenues	53	0	0	0	0	0	0
Total Revenues	37,227	35,284	80,000	65,000	0	0	65,000
Budgeting Unit Net Local	-54	9,446	0	0	0	0	0

6142 EMERG. AID TO ADULTS

	2016 Actual	2017 Actual	2018 Modified	2019 Target	2019 Req OTR's	2019 Rec OTR's	2019 Total Rec
Expenditures							
Mandate - Econ Security	123,134	153,777	146,182	184,483	0	0	184,483
Total Expenditures	123,134	153,777	146,182	184,483	0	0	184,483
Revenues							
State Aid	60,687	76,178	71,193	90,072	0	0	90,072
Local Revenues	1,769	1,054	3,796	4,340	0	0	4,340
Total Revenues	62,456	77,232	74,989	94,412	0	0	94,412
Budgeting Unit Net Local	60,678	76,545	71,193	90,071	0	0	90,071

OTR # 46 **Priority** 1 **OTR Name** STEHP Program - Local Expansion

Description "Solutions to End Homelessness Program" (STEHP) is a competitive grant combining Federal and State funds. Social Services has administered the grant for 8 years, subcontracting with a few local partners. Tompkins Community Action runs two components: "Rapid Re-Housing" and "Rental Assistance." The programs have been successful; but in recent years the grant funds have only been sufficient to cover 70-75% of the service need. We were authorized $42,000 in one-time funding in 2018, have expended the funds as planned, and are requesting that the funding be renewed for 2019.

		Account	Requested		Recommended	
6010	54400	PROGRAM EXPENSE	42,000	ONE-TIME	42,000	ONE-TIME
		Local Share	42,000		42,000	
		Social Services Department Total	42,000		42,000	

Social Services Department

Program Summary

Day Care Subsidy Programs

Type of Program MD

The Day Care Unit oversees the provision of benefits for subsidized Child Care Services to a wide range of families receiving other DSS services and supports as well as for families transitioning from public assistance. As 1997 welfare reform has made job seeking and work the goal for most persons who receive public assistance benefits, welfare reform also included means for providing supportive services such as Day Care that enable low-income parents to obtain and maintain work. New York State provides Day Care subsidies under a number of programs including Temporary Assistance-Employment, Low-Income, and Transitional. In addition, families involved with child welfare services can receive subsidies through Child Protective Services, Preventive Services and Foster Care programs. The Day Care Unit processes all applications and re-certifications for Day Care Subsidies and determines eligibility for all of these programs. Once a parent is determined to be eligible, the Day Care Unit processes bills and required documentation for payment of Day Care providers. Reauthorization of the subsidy happens yearly and/or when a family's circumstances change.

	2018	2019
Expenditures	1,661,977	1,766,415
Revenues	1,576,828	1,582,942
Net Local	85,149	183,473
FTE	5.5	5.5

Child Support Services

Type of Program MM

By regulation DSS must have a single unit that is responsible for all child support activities including location of absent parents; establish paternity for children born out of wedlock; establish support obligations by agreement or by petitioning the Family Court to order child and spousal support from absent parents; collect and disperse child support payments; enforce delinquent support orders; exercise discretion in establishing paternity and support obligations where such may be detrimental to the best interest of the child. DSS is also required to pursue medical support by obtaining court ordered health insurance coverage and reimbursement for medical expenses not covered by health insurance.

	2018	2019
Expenditures	1,043,088	905,887
Revenues	749,218	595,289
Net Local	293,870	310,598
FTE	12.37	11.07

Services to at-Risk Adults, Children, and Families

Type of Program MD

Services for adults, children and families include child protective services, foster care, Adult Protective Services, DV services, Long Term Care services, services for juvenile delinquents and persons in need of supervision, adoption services, and residential placement services. These services are mandated by the state to ensure that our community's most vulnerable children and adults are safe from harm. The Department of Social Services is responsible for developing a children, families, and adults services plan every five years. Within the plan we must articulate what services we will fund to prevent foster care and services we will provide for families with children in foster care. We must also describe what services we will offer or fund to assist teenage youth who are at risk of placement. This Department works with many agencies in the community to develop effective approaches to enhance the welfare of children and vulnerable adults, and seniors.

	2018	2019
Expenditures	18,481,190	30,349,843
Revenues	14,929,769	27,387,776
Net Local	3,551,421	2,962,067
FTE	78.52	82.81

Employment Services

Type of Program MD

The Employment Division provides case management and monitoring of individuals and families engagement in work activities that are required as part of their eligibility for receiving temporary assistance. This requirement was part of the 1997 welfare reform and the Federal PRWORA which has a primary focus of making job seeking and work the goal for most persons who receive public assistance benefits. As a result a set percentage of persons receiving benefits are expected to be engaged in eligible employment activities (work participation rate). The Employment Unit provides referrals for clients to eligible work activities that include education, training, work experience and support for job search. The Employment Unit then also monitors engagement in these activities to ensure that participation requirements are met. The Employment Unit also makes referrals for supportive and transitional services such as transportation and child care that enable persons to maintain employment when they have exited temporary assistance

	2018	2019
Expenditures	622,690	649,695
Revenues	300,468	255,021
Net Local	322,222	394,674
FTE	6.95	7.18

SNAP (Supplemental Nutrition Assistance Program) aka

Type of Program MD

The SNAP program is a Federal (U.S. Department of Agriculture) program that is mandated, the way the program is administered is discretionary. The program provides food support to low-income working families, the elderly and the disabled to increase their ability to purchase food. . About 80 percent of the people who receive SNAP are not receiving Temporary Assistance. Adults between the ages of 18 and 50 who don"t have children, in most cases, work 20 hours per week or meet other work requirements in order to be eligible to receive SNAP. To receive SNAP benefits, a household must qualify under eligibility rules set by the federal government. Households must meet eligibility requirements and provide proof of their statements about household circumstances. For most households, eligibility to receive benefits is based on household size, income and some household expenses. SNAP benefits are issued as monthly electronic benefits that can be used like and EBT card at authorized retail food stores.

	2018	2019
Expenditures	2,026,022	1,868,653
Revenues	1,110,735	1,018,475
Net Local	915,287	850,178
FTE	27.38	25.26

Home Energy Assistance Program (HEAP) Benefits

Type of Program MM

The HEAP unit oversees the processing of applications and disbursement of benefits for the payment of utilities for low-income individuals during winter months. HEAP was established as a response to the drastic escalation of costs for heat and energy products during the mid to late 1970"s. HEAP is currently treated as a regular program and provides benefits on a first-come first-served basis (up to the level of federal support) and is a part of the regular claim and settlement process. Categorical eligibility has been established for recipients of FA, SNA and SSI as well as certain SNAP households. Non-Public Assistance households apply separately. Eligibility is based on the income of the entire household. There is no resource (asset) test for the regular non-emergency component of this program.

	2018	2019
Expenditures	449,441	410,651
Revenues	202,272	191,971
Net Local	247,169	218,680
FTE	6.17	4.42

Medicaid

Type of Program MD

Medicaid is a federal-state program intended to help people with limited income obtain medical and related health care. People generally become eligible for Medicaid because they are low income. Eligibility is based on an applicant's income relative to the Federal Poverty Level. In some cases, available resources are included in eligibility determinations. If an individual is eligible for Temporary Assistance they are usually eligible for Medicaid because the Temporary Assistance income and resource levels are below the Medicaid levels. Individuals who do not qualify for Temporary Assistance but whose income falls below income thresholds set by federal standard, may be eligible for Medicaid coverage.
Once an individual is eligible for benefits the county must make a local share payment toward the cost of providing medical coverage.

	2018	2019
Expenditures	14,177,605	14,256,619
Revenues	2,744,453	2,240,540
Net Local	11,433,152	12,016,079
FTE	32.41	29.06

Temporary Assistance (TA)

Type of Program MD

Temporary Assistance (TA) includes Program Administration, Family Assistance (FA), Emergency Assistance to Families (EAF). Safety Net, Emergency Assistance to Needy Families with Children, Emergency Assistance for Adults, Interim Assistance Program, In-jail substance abuse Evaluations, Solutions to End Homelessness. Initial Interviews for assistance should be within seven working days after DSS receives an application. A determination of eligibility should be made within 30 days of DSS receiving an application for Family Assistance and 45 days for Safety Net Assistance. Applicants do not need to be eligible for ongoing Temporary Assistance in order to receive Emergency Assistance.

	2018	2019
Expenditures	6,774,929	7,567,745
Revenues	4,032,768	4,603,601
Net Local	2,742,098	2,964,144
FTE	13.14	13.13

Tompkins Center for History & Culture

Opening in 2019 the Tompkins Center for History and Culture will be a vibrant cultural destination on the Commons in downtown Ithaca, NY. It will deliver engaging multimedia exhibits and program experiences on local and regional history and on Tompkins County's impact on the world. TCHC has three main goals: 1) build community by offering opportunities to deepen connections among County residents through sharing of narratives and place-based initiatives; 2) engage the public in a vibrant exploration of our unique community through history, heritage and cultural lenses; and 3) orient visitors to local tourism opportunities. Also, the co-location of the Downtown Visitors Center generates additional opportunities for the CVBâ€™s visitor services staff to engage more visitors in exploring the community.

Consolidated Budget

	2016 Actual	2017 Actual	2018 Modified	2019			
				Target	Req OTR's	Rec OTR's	Total Rec
Expenditures							
All Other Contr. Svcs	0	0	0	50,000	0	0	50,000
Maintenance	0	0	0	87,500	0	0	87,500
Utilities	0	0	0	38,000	0	0	38,000
Other	0	0	0	20,000	0	0	20,000
Total Expenditures	0	0	0	195,500	0	0	195,500
Revenues							
Other Revenues	0	0	0	195,500	0	0	195,500
Total Revenues	0	0	0	195,500	0	0	195,500
Dept. Net Local	0	0	0	0	0	0	0

Tompkins Center for History & Culture

7989 TOMP CTR FOR HIST&CULTURE	2016 Actual	2017 Actual	2018 Modified	2019 Target	2019 Req OTR's	2019 Rec OTR's	2019 Total Rec
Expenditures							
All Other Contr. Svcs	0	0	0	50,000	0	0	50,000
Maintenance	0	0	0	87,500	0	0	87,500
Utilities	0	0	0	38,000	0	0	38,000
Other	0	0	0	20,000	0	0	20,000
Total Expenditures	0	0	0	195,500	0	0	195,500
Revenues							
Other Revenues	0	0	0	195,500	0	0	195,500
Total Revenues	0	0	0	195,500	0	0	195,500
Budgeting Unit Net Local	0	0	0	0	0	0	0

Tourism Promotion

Hotel room occupancy tax (established by Local Law No. 4 of 1989) is used to strengthen Tompkins County's tourism products and marketing to insure a healthy tourism industry in Tompkins County. The Convention and Visitors Bureau is supported by these funds, and other initiatives are also financed by this program to encourage the development of, and out-of-county marketing for, attractions, events, and activities that will increase stay-over visitors in Tompkins County. The room tax fund balance is a result of tourism program revenues exceeding expenditures in prior years. Hotel room occupancy taxes are used for the enhancement of the general economy of Tompkins County though promotion of tourism.

Consolidated Budget

	2016 Actual	2017 Actual	2018 Modified	2019 Target	2019 Req OTR's	2019 Rec OTR's	2019 Total Rec
Expenditures							
Program Expense	74,494	79,551	86,622	88,070	0	0	88,070
Other	1,680,809	1,846,962	2,340,159	2,255,921	0	0	2,255,921
Other Finance	0	0	100,000	0	0	0	0
Total Expenditures	1,755,303	1,926,513	2,526,781	2,343,991	0	0	2,343,991
Revenues							
Local Revenues	2,034,388	2,235,593	2,526,781	2,343,991	0	0	2,343,991
Other Revenues	1,070	0	0	0	0	0	0
Total Revenues	2,035,458	2,235,593	2,526,781	2,343,991	0	0	2,343,991
Dept. Net Local	-280,155	-309,080	0	0	0	0	0

Tourism Promotion

6475 ROOM TAX	2016 Actual	2017 Actual	2018 Modified	2019 Target	2019 Req OTR's	2019 Rec OTR's	2019 Total Rec
Expenditures							
Program Expense	74,494	79,551	86,622	88,070	0	0	88,070
Other	1,680,809	1,846,962	2,340,159	2,255,921	0	0	2,255,921
Other Finance	0	0	100,000	0	0	0	0
Total Expenditures	1,755,303	1,926,513	2,526,781	2,343,991	0	0	2,343,991
Revenues							
Local Revenues	2,034,388	2,235,593	2,526,781	2,343,991	0	0	2,343,991
Other Revenues	1,070	0	0	0	0	0	0
Total Revenues	2,035,458	2,235,593	2,526,781	2,343,991	0	0	2,343,991
Budgeting Unit Net Local	-280,155	-309,080	0	0	0	0	0

Transportation Planning

Transportation Planning oversees Federal and State Grant and County Mobility Management. Grant management includes developing proposals, reporting and monitoring sub-recipients compliance with Federal and State regulations. The unit manages a $15 million portfolio of Federal Transit Administration (FTA) grants and New York State Transit Operating Assistance program. Mobility management includes coordinating county and regional programs: manage Tompkins County's Coordinated Transportation Planning program with ITCTC; support the implementation of the seven-county regional mobility plan to improve inter-county commuting and access to regional health care centers (MoveTogetherNY.org); support Way2Go County mobility education program; work with individuals, human service agencies and others to identify service gaps and strategies to improve mobility services with all mobility providers. Additional responsibilities include: organizing regional workshops/meetings; assisting ITCTC to develop the Transportation Improvement Plan (TIP) and State TIP and consulting with ITCTC, TCAT, Gadabout, and other agencies on public transportation projects. In 2018-19, Transportation Planning coordinates the FTA On-Ramp Project to develop a business model for a Mobility-as-a-Service pilot.

Consolidated Budget

	2016 Actual	2017 Actual	2018 Modified	2019			
				Target	Req OTR's	Rec OTR's	Total Rec
Expenditures							
Salary and Wages	70,558	71,802	72,056	74,967	0	0	74,967
Premium Pay	650	700	700	1,750	0	0	1,750
Fringe Benefits	32,549	31,473	35,905	37,446	0	0	37,446
Automotive Equipment	0	25	0	0	0	0	0
Other Capital Equip	0	23	500	400	0	0	400
Other Supplies	137	36	1,500	1,000	0	0	1,000
Travel Training	3,184	3,577	4,000	4,000	0	0	4,000
All Other Contr. Svcs	374,799	431,576	676,135	617,039	0	0	617,039
Program Expense	7,116	6,383	8,771	8,800	0	0	8,800
Other	52	1,094	5,150	5,100	0	0	5,100
Total Expenditures	489,045	546,689	804,717	750,502	0	0	750,502
Revenues							
Federal Aid	367,823	411,003	609,082	573,720	0	0	573,720
State Aid	20,755	14,589	76,135	64,076	0	0	64,076
Other Revenues	1,838	27	11,725	3,000	0	0	3,000
Total Revenues	390,416	425,619	696,942	640,796	0	0	640,796
Dept. Net Local	98,629	121,070	107,775	109,706	0	0	109,706

Transportation Planning

Full Time Equivalents

	2015 Budget	2016 Budget	2017 Budget	2018 Budget	2019 Target	OTR Req	OTR Rec	2019 Total
Chief Transportation Planner	1.00	1.00	1.00	1.00	1.00	0.00	0.00	1.00
	1.00	**1.00**	**1.00**	**1.00**	**1.00**	**0.00**	**0.00**	**1.00**

Transportation Planning

5631 TRANSPORTATION PLANNER	2016 Actual	2017 Actual	2018 Modified	2019 Target	2019 Req OTR's	2019 Rec OTR's	2019 Total Rec
Expenditures							
Salary and Wages	70,558	71,802	72,056	74,967	0	0	74,967
Premium Pay	650	700	700	1,750	0	0	1,750
Fringe Benefits	32,549	31,473	35,905	37,446	0	0	37,446
Automotive Equipment	0	25	0	0	0	0	0
Other Capital Equip	0	23	500	400	0	0	400
Other Supplies	137	36	1,500	1,000	0	0	1,000
Travel Training	3,184	3,577	4,000	4,000	0	0	4,000
All Other Contr. Svcs	374,799	431,576	676,135	617,039	0	0	617,039
Program Expense	7,116	6,383	8,771	8,800	0	0	8,800
Other	52	1,094	5,150	5,100	0	0	5,100
Total Expenditures	489,045	546,689	804,717	750,502	0	0	750,502
Revenues							
Federal Aid	367,823	411,003	609,082	573,720	0	0	573,720
State Aid	20,755	14,589	76,135	64,076	0	0	64,076
Other Revenues	1,838	27	11,725	3,000	0	0	3,000
Total Revenues	390,416	425,619	696,942	640,796	0	0	640,796
Budgeting Unit Net Local	98,629	121,070	107,775	109,706	0	0	109,706

Transportation Planning

Program Summary

Transportation Planning **Type of Program** DM

Transportation Planning oversees Federal and State Public Transportation Grant Management and County Mobility Management. Grant management is active oversight of the complete grant process from initiation to close-out. Staff develops and executes grant strategies. This is a multi-year process involving Federal Transit Administration (FTA), New York State Department of Transportation, subrecipients such as TCAT, Gadabout and others, and the County. It requires expertise in Federal and State regulations and active reporting and monitoring of subrecipients' compliance with the regulations. In 2018, FTA conducted a Triennial (3-year) Review of the County's compliance with Federal requirements. There were fifteen deficiencies, ten in procurement. As a result, the staff initiated a weekly oversight program of TCAT's procurement which will continue until the next review in 2021.

In 2018, the unit manages a multi-million dollar portfolio of 8 Federal Transit Administration (FTA) grants, 5 New York State Transit Grants and the State Transit Operating Assistance program (STOA). Additional responsibilities include: working with TCAT and other subrecipients to propose projects for the Ithaca-Tompkins County Transportation Council (I-TCTC)'s Transportation Improvement Plan (TIP) and State TIP. Planning involves consulting with I-TCTC, TCAT, Gadabout, City of Ithaca and local agencies, advocates, the public and the other parties on public transportation projects.

	2018	2019
Expenditures	804,717	750,502
Revenues	696,942	640,796
Net Local	107,775	109,706
FTE	1	1

Unallocated Revenues

Unallocated Revenues include: Sales Tax, Interest Income, Rent on County owned properties, Payments in Lieu of Tax, Interest & Penalties on delinquent taxes, and other non-departmental revenue

Consolidated Budget

	2016 Actual	2017 Actual	2018 Modified	2019 Target	2019 Req OTR's	2019 Rec OTR's	2019 Total Rec
Expenditures							
Total Expenditures	0	0	0	0	0	0	0
Revenues							
State Aid	2,060,664	1,868,528	1,286,000	1,293,000	0	0	1,293,000
Local Revenues	81,880,538	85,775,391	85,101,897	37,810,420	0	0	37,810,420
Other Revenues	1,301,990	860,313	1,030,610	896,875	0	0	896,875
Total Revenues	85,243,192	88,504,232	87,418,507	40,000,295	0	0	40,000,295
Dept. Net Local	-85,243,192	-88,504,232	-87,418,507	-40,000,295	0	0	-40,000,295

Unallocated Revenues

9999 UNALLOCATED REVENUE	2016 Actual	2017 Actual	2018 Modified	2019 Target	2019 Req OTR's	2019 Rec OTR's	2019 Total Rec
Expenditures							
Total Expenditures	0	0	0	0	0	0	0
Revenues							
State Aid	2,060,664	1,868,528	1,286,000	1,293,000	0	0	1,293,000
Local Revenues	81,880,538	85,775,391	85,101,897	37,810,420	0	0	37,810,420
Other Revenues	1,301,990	860,313	1,030,610	896,875	0	0	896,875
Total Revenues	85,243,192	88,504,232	87,418,507	40,000,295	0	0	40,000,295
Budgeting Unit Net Local	-85,243,19	-88,504,23	-87,418,50	-40,000,29	0	0	-40,000,29

Veterans Service Agency

Pursuant to the County Charter and Executive Law Â§ 357, Tompkins County is required to have a County Veterans Service Agency as well as a Director to serve the County. The mission of the office is to provide entitlement information and advocacy assistance to military personnel, veterans, and their dependents in matters relating to veterans' law. The Director is required to be accredited as a veterans service organization (VSO) representative within eighteen months of appointment. â€,Accreditation shall mean the authority granted by the United States Department of Veterans Affairs to assist veterans and their family members in the preparation, presentation, and prosecution of claims for benefits pursuant to federal regulations. 2019 is the first year of the Tompkins County Veterans Service Agency.

Consolidated Budget

	2016 Actual	2017 Actual	2018 Modified	2019			
				Target	Req OTR's	Rec OTR's	Total Rec
Expenditures							
Program Expense	0	0	0	100,000	0	0	100,000
Total Expenditures	0	0	0	100,000	0	0	100,000
Dept. Net Local	0	0	0	100,000	0	0	100,000

Veterans Service Agency

6510 VETERANS SERVICE AGENCY	2016 Actual	2017 Actual	2018 Modified	2019 Target	2019 Req OTR's	2019 Rec OTR's	2019 Total Rec
Expenditures							
Program Expense	0	0	0	100,000	0	0	100,000
Total Expenditures	0	0	0	100,000	0	0	100,000
Budgeting Unit Net Local	0	0	0	100,000	0	0	100,000

Weights & Measures Department

The mission of Weights and Measures is to uphold the relevant state Agriculture and Market laws that protect and serve consumers as well as business owners. This is done through the inspection, testing and certification of all commercially used weighing and measuring devices (e.g., scales, gasoline pumps, fuel oil dispensers) in the County. Devices not in compliance are either ordered out of service for repair or condemned. Weights and Measures also inspects packaged commodities for accurate weight, measure, or numerical count, and responds to consumer complaints and questions. Fees are assessed for device testing and are used to offset the cost of operating the program. This is a state-mandated program.

Consolidated Budget

	2016 Actual	2017 Actual	2018 Modified	2019 Target	2019 Req OTR's	2019 Rec OTR's	2019 Total Rec
Expenditures							
Salary and Wages	54,225	76,516	83,075	86,431	24,642	24,642	111,073
Premium Pay	600	3,532	993	2,214	536	536	2,750
Fringe Benefits	25,061	34,749	41,488	43,268	12,038	12,038	55,306
Automotive Equipment	0	3,000	0	0	0	0	0
Other Capital Equip	235	1,733	0	0	0	0	0
Vehicle Fuel and Maint	650	1,598	3,286	3,186	614	614	3,800
Other Supplies	149	169	325	325	0	0	325
Travel Training	41	79	600	400	0	0	400
All Other Contr. Svcs	180	180	200	200	0	0	200
Program Expense	935	364	650	650	0	0	650
Utilities	876	1,410	1,460	1,760	300	300	2,060
Other	101	202	275	275	0	0	275
Total Expenditures	83,053	123,532	132,352	138,709	38,130	38,130	176,839
Revenues							
Local Revenues	24,338	25,042	22,500	22,500	0	0	22,500
Total Revenues	24,338	25,042	22,500	22,500	0	0	22,500
Dept. Net Local	58,715	98,490	109,852	116,209	38,130	38,130	154,339

Weights & Measures Department

Full Time Equivalents

	2015 Budget	2016 Budget	2017 Budget	2018 Budget	2019 Target	OTR Req	OTR Rec	2019 Total
Director of Weights & Measures	1.00	1.00	1.00	1.00	1.00	0.00	0.00	1.00
Inspector of Weights & Measures	0.00	0.00	0.50	0.50	0.50	0.50	0.50	1.00
	1.00	**1.00**	**1.50**	**1.50**	**1.50**	**0.50**	**0.50**	**2.00**

Weights & Measures Department

3630 WEIGHTS & MEASURES	2016 Actual	2017 Actual	2018 Modified	2019 Target	2019 Req OTR's	2019 Rec OTR's	2019 Total Rec
Expenditures							
Salary and Wages	54,225	76,516	83,075	86,431	24,642	24,642	111,073
Premium Pay	600	3,532	993	2,214	536	536	2,750
Fringe Benefits	25,061	34,749	41,488	43,268	12,038	12,038	55,306
Automotive Equipment	0	3,000	0	0	0	0	0
Other Capital Equip	235	1,733	0	0	0	0	0
Vehicle Fuel and Maint	650	1,598	3,286	3,186	614	614	3,800
Other Supplies	149	169	325	325	0	0	325
Travel Training	41	79	600	400	0	0	400
All Other Contr. Svcs	180	180	200	200	0	0	200
Program Expense	935	364	650	650	0	0	650
Utilities	876	1,410	1,460	1,760	300	300	2,060
Other	101	202	275	275	0	0	275
Total Expenditures	83,053	123,532	132,352	138,709	38,130	38,130	176,839
Revenues							
Local Revenues	24,338	25,042	22,500	22,500	0	0	22,500
Total Revenues	24,338	25,042	22,500	22,500	0	0	22,500
Budgeting Unit Net Local	58,715	98,490	109,852	116,209	38,130	38,130	154,339

OTR # 14 **Priority** 2 **OTR Name** Increase the Inspectors position to full time

Description This OTR is to increase the position to full time over the two days a week that he works now. I will be retiring at the end of 2019. This will give the inspector more time to learn the administrative side of the department, as well as continuing his other field inspection work, for when he takes over for me in 2020.

		Account	Requested		Recommended	
3630	51000727	WGTS & MEAS INSPECTOR	24,642	ONE-TIME	24,642	ONE-TIME
3630	51600	LONGEVITY	536	ONE-TIME	536	ONE-TIME
3630	54310	AUTOMOTIVE FUEL	339	ONE-TIME	339	ONE-TIME
3630	54421	AUTO	275	ONE-TIME	275	ONE-TIME
3630	58800	FRINGES	12,038	ONE-TIME	12,038	ONE-TIME
3630	54472	TELEPHONE	300	ONE-TIME	300	ONE-TIME
		Local Share	38,130		38,130	
		Weights & Measures Department Total	38,130		38,130	

Weights & Measures Department

Program Summary

Weights and Measures **Type of Program** MD

Weights & Measures mission is to uphold the pertaining State Ag. and Markets Laws that protect and serve consumers as well as business owners. This is done through the inspection, testing and certification of all commercially used weighing and measuring devices (e.g., different size scales from jewelry and pharmacy up to a train scale, gasoline pumps, fuel oil trucks, linear measuring devices, bulk milk tanks, timed devices like air pumps and vacuums,) in the county. Weights and Measures also inspects packaged commodities for accurate weight, measure, or numerical count, and respond to consumer"s complaints and questions. I am trying to make Tompkins County a safer county for consumers and businesses to conduct trade.

	2018	2019
Expenditures	132,352	176,839
Revenues	22,500	22,500
Net Local	109,852	154,339
FTE	1.5	1.5

Workforce Development Board

The Workforce Development Board enhances the productivity and competitiveness of Tompkins County by developing and coordinating employment and training resources that meet employer workforce needs and faciltate employment and development opportunities for individuals. Key to these efforts, is a continuous contact with the business community. This is done in partnership with economic development to ensure that workforce priorities are aligned with economic development strategies in a manner that is responsive to current needs and future demand.

Consolidated Budget

	2016 Actual	2017 Actual	2018 Modified	2019 Target	2019 Req OTR's	2019 Rec OTR's	2019 Total Rec
Expenditures							
Salary and Wages	116,583	118,744	147,375	152,848	0	0	152,848
Premium Pay	1,053	1,145	1,350	2,738	0	0	2,738
Fringe Benefits	53,771	52,044	73,395	75,942	0	0	75,942
Other Capital Equip	0	0	1,500	1,500	0	0	1,500
Other Supplies	365	360	4,700	1,150	0	0	1,150
Travel Training	7,768	4,511	7,500	7,000	0	0	7,000
All Other Contr. Svcs	287,099	310,192	331,438	318,294	0	0	318,294
Program Expense	10,273	450	12,335	3,000	0	0	3,000
Utilities	2,284	2,348	3,000	2,600	0	0	2,600
Rent	12,785	13,007	13,450	13,629	0	0	13,629
Other	4,736	3,818	6,860	4,193	0	0	4,193
Total Expenditures	496,717	506,619	602,903	582,894	0	0	582,894
Revenues							
Federal Aid	353,392	338,572	374,993	368,762	0	0	368,762
Other Revenues	95,175	92,163	99,729	83,599	0	0	83,599
Interfund Transf & Rev	68,669	86,747	128,181	130,533	0	0	130,533
Total Revenues	517,236	517,482	602,903	582,894	0	0	582,894
Dept. Net Local	-20,519	-10,863	0	0	0	0	0

Workforce Development Board

Full Time Equivalents

	2015 Budget	2016 Budget	2017 Budget	2018 Budget	2019 Target	OTR Req	OTR Rec	2019 Total
Administrative Coordinator	0.85	0.85	0.85	0.85	1.35	0.00	0.00	1.35
Director	1.00	1.00	1.00	1.00	1.00	0.00	0.00	1.00
	1.85	**1.85**	**1.85**	**1.85**	**2.35**	**0.00**	**0.00**	**2.35**

Workforce Development Board

6290 WORKFORCE DEV BOARD	2016 Actual	2017 Actual	2018 Modified	2019 Target	2019 Req OTR's	2019 Rec OTR's	2019 Total Rec
Expenditures							
Salary and Wages	116,583	118,744	147,375	152,848	0	0	152,848
Premium Pay	1,053	1,145	1,350	2,738	0	0	2,738
Fringe Benefits	53,771	52,044	73,395	75,942	0	0	75,942
Other Capital Equip	0	0	1,500	1,500	0	0	1,500
Other Supplies	365	360	4,700	1,150	0	0	1,150
Travel Training	7,768	4,511	7,500	7,000	0	0	7,000
All Other Contr. Svcs	287,099	310,192	331,438	318,294	0	0	318,294
Program Expense	10,273	450	12,335	3,000	0	0	3,000
Utilities	2,284	2,348	3,000	2,600	0	0	2,600
Rent	12,785	13,007	13,450	13,629	0	0	13,629
Other	4,736	3,818	6,860	4,193	0	0	4,193
Total Expenditures	496,717	506,619	602,903	582,894	0	0	582,894
Revenues							
Federal Aid	353,392	338,572	374,993	368,762	0	0	368,762
Other Revenues	95,175	92,163	99,729	83,599	0	0	83,599
Interfund Transf & Rev	68,669	86,747	128,181	130,533	0	0	130,533
Total Revenues	517,236	517,482	602,903	582,894	0	0	582,894
Budgeting Unit Net Local	-20,519	-10,863	0	0	0	0	0

Workforce Development Board

Program Summary

Tompkins Workforce Development Board **Type of Program** MD

Administer federal Workforce Innovation and Opportunity Act and other Funds in a locally planned and controlled manner, provide both short and long term planning for a qualified, skilled workforce so that companies can grow and expand and build workers capacity to pursue vocationally and economically rewarding work.

	2018	2019
Expenditures	572,943	582,894
Revenues	444,762	452,361
Net Local	128,181	130,533
FTE	2.35	2.35

Workforce NY Career Center

The Office of Employment and Training provides Workforce Innovation and Opportunity Act Programs that offer employment services for Adults, Dislocated Workers and Youth. Employment services may include job development, job readiness, employment assessment, one-on-one employment counseling and training. New regulations state there are no income eligibility guidelines, however, intensive and training services are priority based, as determined by the local Workforce Development Board. In addition, workforce development services are provided to area businesses to assist them with obtaining, retaining, and training employees to meet the needs of their business.

Consolidated Budget

	2016 Actual	2017 Actual	2018 Modified	2019			
				Target	Req OTR's	Rec OTR's	Total Rec
Expenditures							
Salary and Wages	508,275	473,728	575,986	593,499	0	0	593,499
Overtime	5	37	0	0	0	0	0
Premium Pay	1,648	6,514	1,805	3,513	0	0	3,513
Fringe Benefits	160,278	152,299	206,933	210,221	0	0	210,221
Other Capital Equip	0	501	2,000	3,200	0	0	3,200
Other Supplies	2,877	1,671	3,200	6,400	0	0	6,400
Travel Training	5,446	2,849	8,450	9,000	0	0	9,000
All Other Contr. Svcs	2,236	2,316	2,320	2,320	0	0	2,320
Program Expense	116,386	91,496	203,995	294,421	0	0	294,421
Utilities	8,413	8,488	8,450	8,450	0	0	8,450
Rent	18,186	18,186	48,186	48,186	0	0	48,186
Other	4,630	4,500	6,668	7,420	0	0	7,420
Total Expenditures	828,380	762,585	1,067,993	1,186,630	0	0	1,186,630
Revenues							
Federal Aid	727,220	606,157	879,715	999,036	0	0	999,036
Other Revenues	48,529	65,091	82,650	72,349	0	0	72,349
Interfund Transf & Rev	53,223	88,036	105,628	115,245	0	0	115,245
Total Revenues	828,972	759,284	1,067,993	1,186,630	0	0	1,186,630
Dept. Net Local	-592	3,301	0	0	0	0	0

Workforce NY Career Center

Full Time Equivalents

	2015 Budget	2016 Budget	2017 Budget	2018 Budget	2019 Target	OTR Req	OTR Rec	2019 Total
Administrative Coordinator	0.15	0.15	0.15	0.15	0.15	0.00	0.00	0.15
Employment and Training Clerk	1.00	1.00	1.00	1.00	0.00	0.00	0.00	0.00
Employment and Training Director	1.00	1.00	1.00	1.00	1.00	0.00	0.00	1.00
Workforce Development Coordinator	1.00	1.00	1.00	1.00	1.00	0.00	0.00	1.00
Workforce Development Specialist	1.00	1.00	1.50	1.50	3.00	0.00	0.00	3.00
Workforce Transition Specialist	2.00	2.00	2.00	2.00	2.00	0.00	0.00	2.00
	6.15	**6.15**	**6.65**	**6.65**	**7.15**	**0.00**	**0.00**	**7.15**

Workforce NY Career Center

6292 EMPLOYMENT & TRAINING	2016 Actual	2017 Actual	2018 Modified	2019 Target	2019 Req OTR's	2019 Rec OTR's	2019 Total Rec
Expenditures							
Salary and Wages	508,275	473,728	575,986	593,499	0	0	593,499
Overtime	5	37	0	0	0	0	0
Premium Pay	1,648	6,514	1,805	3,513	0	0	3,513
Fringe Benefits	160,278	152,299	206,933	210,221	0	0	210,221
Other Capital Equip	0	501	2,000	3,200	0	0	3,200
Other Supplies	2,877	1,671	3,200	6,400	0	0	6,400
Travel Training	5,446	2,849	8,450	9,000	0	0	9,000
All Other Contr. Svcs	2,236	2,316	2,320	2,320	0	0	2,320
Program Expense	116,386	91,496	203,995	294,421	0	0	294,421
Utilities	8,413	8,488	8,450	8,450	0	0	8,450
Rent	18,186	18,186	48,186	48,186	0	0	48,186
Other	4,630	4,500	6,668	7,420	0	0	7,420
Total Expenditures	828,380	762,585	1,067,993	1,186,630	0	0	1,186,630
Revenues							
Federal Aid	727,220	606,157	879,715	999,036	0	0	999,036
Other Revenues	48,529	65,091	82,650	72,349	0	0	72,349
Interfund Transf & Rev	53,223	88,036	105,628	115,245	0	0	115,245
Total Revenues	828,972	759,284	1,067,993	1,186,630	0	0	1,186,630
Budgeting Unit Net Local	-592	3,301	0	0	0	0	0

Workforce NY Career Center

Program Summary

Tompkins Workforce New York - Administrative Services

Type of Program MD

Tompkins Workforce New York Career Center is a comprehensive system approach for accessing employment and training related services for businesses, job seekers, and workers in Tompkins County. This program area provides administrative support for all Tompkins Workforce New York collaborative programs and agencies, overall communication and coordination, oversight of all WIOA contracts, coordination of non-WIOA funding opportunities and projects, grant writing and collaboration, production of metrics and performance reports, attendance at local and community-wide meetings, and fiscal oversight and reports.

	2018	2019
Expenditures	97,602	43,941
Revenues	20,081	36,359
Net Local	77,521	7,582
FTE	1.35	.35

Tompkins Workforce New York - Business Services 2018

Type of Program MD

Tompkins Workforce New York Career Center is a comprehensive system approach for accessing employment related services for businesses, job seekers and workers in Tompkins County. "Business Services" provide and assist local employers in meeting current and future workforce needs.

Listing of Business Services:
Computerized Job Seeker > Jobs Matching
Job Bank - Job Postings
Labor Market Information and Customized Recruiting
Training and Training Funding
Labor Law Interpretation
Workforce Diversification Assistance
Work Incentive and Subsidy Programs
Layoff/Transition Assistance and WARN Rapid Response
ADA and Benefits, Health and Safety Consultations

	2018	2019
Expenditures	63,796	64,554
Revenues	56,296	53,378
Net Local	7,500	11,176
FTE	0.7	0.7

Tompkins Workforce New York - Job Seeker Services 2018

Type of Program MD

Tompkins Workforce New York Career Center is a comprehensive system approach for accessing employment and training related services for businesses, job seekers, and workers in Tompkins County. " Job Seeker Services" provide information, resources and tools needed for a successful work search for Tompkins County job seekers, unemployed and under-employed individuals. The following services are currently provided by this program area:

Career Center Resource Room (technology/computers, library, copier, fax, etc.)
One-on-One Job Search Assistance
Job Openings via Job Bank and Website: http://newyork.us.jobs
Comprehensive Assessments, Career Counseling and Exploration
Workshops and Job Training Opportunities
Veterans Services
Professional Networking Groups
Job, Career and Recruitment Fairs and Community Events
Youth; Worker Readiness, Employment and Educational Support
Disability Services, Special Needs Assistance and Work Incentives

	2018	2019
Expenditures	374,884	558,408
Revenues	367,384	461,921
Net Local	7,500	96,487
FTE	5.1	6.1

Tompkins Workforce New York - Training Services 2018

Type of Program MD

Tompkins Workforce New York Career Center is a comprehensive system approach for accessing employment and training related services for businesses, job seekers, and workers in Tompkins County. "Training Services" include providing information, resources, assessments, assistance, case management and funding for education, training courses or certificates to upgrade skills and enhance employability. We have strong partnerships with local providers such as TC3, TC3.biz, TST BOCES, AFCU, etc. A universal population of Tompkins County is served however some funding streams have priority or eligibility requirements; veterans, individuals with disabilities, 55+ populations, low income families, displaced workers, students, at risk youths, and individuals impacted by closings.

	2018	2019
Expenditures	346,290	519,727
Revenues	338,790	519,727
Net Local	7,500	0
FTE	0	0

Youth Services Department

It is the mission of the Tompkins County Youth Services Department to invest time, resources and funding in communities to enable all youth to thrive in school, work and life. The Tompkins County Charter and NYS Executive Law charge the Department with planning and coordinating youth services throughout Tompkins County.

TCYSD is a planning entity which provides direct services for youth through assessing youth needs, contracting with appropriate youth program providers, monitoring the performance of funded programs, coordinating public and private youth programs, supporting the training of youth workers and their organizations, and assisting local municipalities to assess and address their local youth needs.

Utilizing a continuum of care approach which weaves a web of youth services across Tompkins County, funding recommendations provided by the Youth Services Board utilize the department's resources to provide support for recreation, prevention, and intervention programs run by not-for-profit agencies and municipalities that provide over 40 programs serving over 7,000 youth per year.

Working with our collaborative partners the Youth Services Department is committed to making Tompkins County a place where all youth are given the opportunity to thrive.

Consolidated Budget

	2016 Actual	2017 Actual	2018 Modified	2019			
				Target	Req OTR's	Rec OTR's	Total Rec
Expenditures							
Salary and Wages	297,562	331,346	339,478	332,690	0	0	332,690
Overtime	0	66	0	0	0	0	0
Premium Pay	1,850	2,000	2,000	4,000	0	0	4,000
Fringe Benefits	135,709	140,834	164,795	156,597	0	0	156,597
Other Capital Equip	0	3,511	7,200	0	0	0	0
Other Supplies	7,208	5,329	1,902	2,910	0	0	2,910
Travel Training	9,276	14,769	6,200	7,700	0	0	7,700
Professional Services	38,849	39,078	56,852	41,033	20,000	20,000	61,033
All Other Contr. Svcs	735	722	800	740	0	0	740
Program Expense	802,842	816,933	800,949	801,249	63,379	63,379	864,628
Utilities	602	571	700	700	0	0	700
Other	22,700	20,302	23,400	13,600	0	0	13,600
Other Finance	205,557	212,081	228,680	224,733	0	0	224,733
Total Expenditures	1,522,890	1,587,542	1,632,956	1,585,952	83,379	83,379	1,669,331
Revenues							
Federal Aid	48,258	48,258	0	0	0	0	0
State Aid	202,475	167,430	139,424	139,433	0	0	139,433
Local Revenues	205,557	212,081	228,680	224,733	0	0	224,733
Other Revenues	23,119	120,936	129,724	101,392	0	0	101,392
Applied Rollover (Rev.)	0	0	10,200	0	20,000	20,000	20,000
Total Revenues	479,409	548,705	508,028	465,558	20,000	20,000	485,558
Dept. Net Local	1,043,481	1,038,837	1,124,928	1,120,394	63,379	63,379	1,183,773

Youth Services Department

Full Time Equivalents

	2015 Budget	2016 Budget	2017 Budget	2018 Budget	2019 Target	OTR Req	OTR Rec	2019 Total
Administrative Assistant	1.00	1.00	1.00	1.00	1.00	0.00	0.00	1.00
Coordinator of Community Youth	1.00	1.00	1.00	1.00	2.00	0.00	0.00	2.00
Deputy Director of Youth Services	0.00	0.00	0.00	0.00	1.00	0.00	0.00	1.00
Director	1.00	1.00	1.00	1.00	1.00	0.00	0.00	1.00
Planner	1.00	1.00	1.00	1.00	0.00	0.00	0.00	0.00
Program Management Specialist	1.50	2.00	1.50	2.00	0.00	0.00	0.00	0.00
	5.50	**6.00**	**5.50**	**6.00**	**5.00**	**0.00**	**0.00**	**5.00**

Youth Services Department

7020 YOUTH BUREAU

	2016 Actual	2017 Actual	2018 Modified	2019 Target	2019 Req OTR's	2019 Rec OTR's	2019 Total Rec
Expenditures							
Salary and Wages	297,562	331,346	339,478	332,690	0	0	332,690
Overtime	0	66	0	0	0	0	0
Premium Pay	1,850	2,000	2,000	4,000	0	0	4,000
Fringe Benefits	135,709	140,834	164,795	156,597	0	0	156,597
Other Capital Equip	0	3,511	7,200	0	0	0	0
Other Supplies	7,208	5,329	1,902	2,910	0	0	2,910
Travel Training	9,276	14,769	6,200	7,700	0	0	7,700
Professional Services	38,849	39,078	56,852	41,033	20,000	20,000	61,033
All Other Contr. Svcs	735	722	800	740	0	0	740
Program Expense	7,615	5,698	100	400	0	0	400
Utilities	602	571	700	700	0	0	700
Other	22,700	20,302	23,400	13,600	0	0	13,600
Total Expenditures	522,106	564,226	603,427	560,370	20,000	20,000	580,370
Revenues							
Federal Aid	48,258	48,258	0	0	0	0	0
State Aid	47,562	7,517	7,517	7,526	0	0	7,526
Other Revenues	23,119	120,936	129,724	101,392	0	0	101,392
Applied Rollover (Rev.)	0	0	10,200	0	20,000	20,000	20,000
Total Revenues	118,939	176,711	147,441	108,918	20,000	20,000	128,918
Budgeting Unit Net Local	403,167	387,515	455,986	451,452	0	0	451,452

7022 YOUTH PROGRAMS

	2016 Actual	2017 Actual	2018 Modified	2019 Target	2019 Req OTR's	2019 Rec OTR's	2019 Total Rec
Expenditures							
Program Expense	495,620	516,103	513,587	513,587	7,634	7,634	521,221
Other Finance	205,557	212,081	228,680	224,733	0	0	224,733
Total Expenditures	701,177	728,184	742,267	738,320	7,634	7,634	745,954
Revenues							
State Aid	154,913	159,913	131,907	131,907	0	0	131,907
Local Revenues	205,557	212,081	228,680	224,733	0	0	224,733
Total Revenues	360,470	371,994	360,587	356,640	0	0	356,640
Budgeting Unit Net Local	340,707	356,190	381,680	381,680	7,634	7,634	389,314

Youth Services Department

7026 MUNICIPAL YOUTH SERVICES	2016 Actual	2017 Actual	2018 Modified	2019 Target	2019 Req OTR's	2019 Rec OTR's	2019 Total Rec
Expenditures							
Program Expense	299,607	295,132	287,262	287,262	55,745	55,745	343,007
Total Expenditures	299,607	295,132	287,262	287,262	55,745	55,745	343,007
Revenues							
Total Revenues	0	0	0	0	0	0	0
Budgeting Unit Net Local	299,607	295,132	287,262	287,262	55,745	55,745	343,007

OTR # 11 **Priority** 1 **OTR Name** Structural Support and System Sustainability

Description

The Municipal Youth Services System was created in response to the struggles faced by municipalities to support their own youth services staff. Prior to system creation, each municipality housed, supervised, recruited, trained, managed and worked with youth program staff which meant that most youth program managers were rurally isolated and without colleagues. At the municipalities request Tompkins County Youth Services Department created a bid for coordination services among municipal youth programs. Cornell Cooperative Extension's Rural Youth Services (RYS) became the preferred program provider due to the quality of the organization, an effective proposal and the cost benefit to working with an organization willing to take on the costs of fringe benefits for all employees, a savings of over $150,000. This program serves 8 planning groups, 14 municipalities, 6 school districts and over 2,000 youth annually, throughout Tompkins County.

During the economic downturn of 2010 funding decreased within the system and the choice was made by County Youth Services to decrease funding for administrative costs at a higher level than the decrease to municipalities for their youth programs. That decision has resulted in many challenges for our preferred program provider, Rural Youth Services, including eliminating an Assistant Coordinator position in 2012.

Currently the Municipal Youth Services System is supported by a Coordinator at the Rural Youth Services program. The RYS Coordinator supervises 8 staff, manages 10 budgets, coordinates with 6 school districts, reports to 8 municipal planning groups, coordinates professional development, writes and maintains grants for each program, assesses risk management for all programming, maintains a fleet of 3 vans, supports program quality standards, manages program database systems, and much more. This task load has become too large and the ability for the one coordinator to meet the needs of all stakeholders has become too much.

Through this OTR, $45,000 will re-establish the Assistant Coordinator position which will provide additional resources to the RYS Coordinator. Duties and responsibilities which may fall on the Assistant Coordinator include management of the 60+ student volunteers, coordination of vans for the program managers, supporting municipal planning groups and managing staff development. As a result of the re-establishment of the coordinator, stakeholders will receive timely reporting, support to student volunteers will increase as will their satisfaction, program monitoring visits by administrative staff will increase and staff will receive ample development opportunities.

As we look at System Sustainability, it has become apparent that while we have attempted to make municipal reductions minimal, they have left some of our smaller municipalities struggling to maintain service. As part of this request, we recommend additional funding to support the need in the Town of Danby to be provided a full time program manager. The Town of Danby and the Danby Community Council are the only municipality and planning group participating in the MYSS with a part-time Program Manager. The part-time status of the position has resulted in a high turnover rate of staff which results in lost connections among the youth. In order to stabilize the Danby program, support the community, and also to serve more youth, including those who reside in West Danby, we request $5,000 of County funding (with matching funds to be provided by the Town of Danby)which will allow the municipality to create a full-time Program Manager position. As a result of this increase in hours we expect to see stability among youth participants, a lower five year turnover rate among staff, and additional youth will be served on an annual basis.

		Account	Requested		Recommended	
7026	54400	PROGRAM EXPENSE	50,000	TARGET	50,000	TARGET
		Local Share	50,000		50,000	

OTR # 12 **Priority** 2 **OTR Name** COLA for Contractors of Youth Services

Description

The Tompkins County Youth Services Department provides local funding to agencies and municipalities that serve youth. While costs continue to increase for Youth Services contractors, the target budget does not provide for these increases. If funded, this request of $13,379 will provide a 2% increase to those agencies and municipalities that contract with the Tompkins County Youth Services Department. This 2% increase is in alignment with the Cost of Living

Adjustment afforded to other contractors in Tompkins County that provide similar Human Services programming to our community.

		Account	Requested		Recommended	
7022	54400	PROGRAM EXPENSE	7,634	TARGET	7,634	TARGET
7026	54400	PROGRAM EXPENSE	5,745	TARGET	5,745	TARGET
		Local Share	13,379		13,379	

OTR # 13 **Priority** 3 **OTR Name** Achieving Youth Results Pitch Program

Description

Our Achieving Youth Results (AYR) work allows Tompkins County to identify improvements that can be made to better support healthy development of young people. AYR began by setting six community goals and twelve indicators to help youth and families thrive in Tompkins County. Goals and indicators focused on the areas of Community, Economic Security, Education, Engagement, Family, and Health. Using these goals as a guideline, hundreds of community members identified means to help strengthen existing programs, provide additional resources to our communities, and improvements to be made as a result of AYR Community Convening Meetings.

Using information gathered from AYR Community Convening Meetings, the Achieving Youth Results Pitch Program was launched in 2018. Focused on providing resources to help create or enhance services in ways identified by our community, the Pitch Program used one-time County funding to award 8 community groups with a total of $20,000 in the spring of 2018. This matched funding has turned the $20,000 of County Resources into ~$65,000 of investment into youth programming resources.

The Pitch Program provided programs the opportunity to think about working with young people in a way tied to community ideas. Applicants provided a quick summary of their potential program prior to being placed with a Community Coach. Community Coaches are community members with experience in providing funding to non-profit organizations as either a past or present employee of a funding organization or a board member of such an organization. Together the Pitch Program applicants and coaches developed proposals which the applicants delivered to a diverse panel of judges, in a pitch program format which included nine power point slides completed in seven minutes. Following the competition, the judges made their decisions and provided the funding to 8 of the 11 applicant organizations. Those who were awarded contracts as result of the pitch program are now implementing their programs and measuring their program performance through Results Based Accountability Measures.

This OTR will provide a second round of funding for the pitch program. There were many lessons learned from this initial program, including program timing, the value of community coach relationships, the importance of a diverse judging panel, and the ability to attract smaller non-profits to receive programmatic support that meet community need. As this is the first time this has been done, there are surely more lessons to be learned in how to hone this program and explore long term sustainability.

If this request for use of one-time rollover funding is granted, we will be able to use the lessons learned to improve the pitch program, better support new organizations as they contract with Tompkins County, and track the success of the applicants who received funding.

		Account	Requested		Recommended	
7020	54442	PROFESSIONAL SERVICES	20,000	ROLLOVER	20,000	ROLLOVER
7020	41084	USE OF ROLLOVER	-20,000	ROLLOVER	-20,000	ROLLOVER
		Local Share	0		0	
		Youth Services Department Total	63,379		63,379	

Youth Services Department

Program Summary

CCETC 4-H Urban Outreach Program

Type of Program DD

The mission of the 4-H Urban Outreach Program is to use the 4-H Youth Development model and make it accessible to all audiences in our community. By providing daily after-school and summer programming for low income residents within the City and Town of Ithaca the program empowers youth and adults by creating opportunities that build academic and life skills through experiential learning. Programming takes places in local neighborhoods with transportation provided for participants.

It is estimated that 75 youth will be served in 4-H Urban Outreach programs in 2019.

	2018	2019
Expenditures	20,593	20,899
Revenues	20,593	0
Net Local	20,593	20,899
FTE	0 County/2.25 Agency FTE	2.25 FTE/not county employees

Child Development Council's Teen Pregnancy & Parenting

Type of Program DM

TP3 serves young women and men, up to and including the age of 21, who are pregnant and parenting in Tompkins County. This population is not only responding to the challenges of pregnancy and parenting but often encounter the added challenges of gaining opportunities or services due to rural isolation, income status, and lack of education. Many of the participants are single parents. TP3 has enrolled clients who were pregnant as young as age 11 and can serve youth until through their 21st birthday.

	2018	2019
Expenditures	40,066	40,662
Revenues	40,066	0
Net Local	40,066	40,662
FTE	0 County/2.25 Agency FTE	0 County/2.25 Agency FTE

Intermunicipal Recreation Partnership

Type of Program DM

In 1995, ten municipalities and Tompkins County created this inter-municipal Recreation Partnership to resolve the structural mismatch of school and municipal boundaries to allow youth to participate in recreational programs, regardless of residence or background. By collaborating and pooling resources, the partnership offers a wide and affordable array of recreational programs through the Ithaca Youth Bureau.

	2018	2019
Expenditures	282,020	287,660
Revenues	70,505	215,745
Net Local	70,505	71,915
FTE	0 County/2.75 Agency	0 County/2.75 Agency

Ithaca Youth Bureau - Youth Employment Services

Type of Program DD

Ithaca Youth Bureau's Youth Employment Services (YES) mission is to connect teens to employers and the community through job opportunities, guidance, and support. The County funded component is designed to help youth (aged 14-20) from the Ithaca City School District navigate the world of work, make connections, and learn how to succeed in the workplace.

	2018	2019
Expenditures	50,170	50,916
Revenues	24,500	24,500
Net Local	25,670	26,416
FTE	0 County/4.08 Agency	0 County/4.08 Agency

Ithaca Youth Bureau- One to One Big Brother/Big Sister

Type of Program DD

The purpose of the program is to match young people ages 6-14 who need a positive mentor in their lives with screened and trained volunteers who spend regular time with the young person. This program serves youth and their families in a continuum of mentor-ship services, with the principle service being a one to one match between a child and a Big Brother or a Big Sister.

	2018	2019
Expenditures	52,215	52,991
Revenues	25,500	25,500
Net Local	26,715	27,491
FTE	0 County/4.25 Agency FTE	0 County/4.25 Agency FTE

Ithaca Youth Bureau- Recreation Support Services

Type of Program DM

Recreation Support Service (RSS) has been providing quality recreation programming for youth living with disabilities since 1977. RSS programming is offered year-round in inclusive, segregated and/or integrated settings. All RSS programs are organized and administered by full-time specialists who have a vast degree of experience, education and training.

Annually over 150 youth ages 2-20 with diagnosed disabilities including physical, emotional, psychiatric developmental (including the autism spectrum), and learning disabilities that prohibit him/her from successfully participating in community recreation programs without assistance. RSS staff members consult with parents, teachers, care providers, and participants about their progress as they help youth build self-esteem and confidence. Services are provided through inclusion based and segregated programming such as aquatics, outdoor adventure, arts and crafts, summer camp & sports inclusion, teen fitness, and social activities based on the needs of the young person.

	2018	2019
Expenditures	315,097	312,435
Revenues	247,782	243,835
Net Local	67,315	68,600
FTE	0 County/4 Agency FTE	0 County/4 Agency FTE

Learning Web - Youth Outreach Program

Type of Program DM

The Youth Outreach Program offers services for young people ages 16- 24 who find themselves without stable housing. Participation in Youth Outreach breaks the cycle of homelessness by building skills and increasing the number of young people who grow into healthy, productive and contributing members of our community. Youth Outreach participants achieve outcomes including securing and maintaining stable housing, avoiding eviction, completing their education, decrease in substance use and criminal activity, and meeting their personal financial responsibilities by increasing their employment skills and securing jobs.

	2018	2019
Expenditures	93,661	95,052
Revenues	19,985	19,985
Net Local	73,676	75,067
FTE	0 County/4 Agency FTE	0 County/4 Agency FTE

Learning Web Youth Exploration Program (formerly called

Type of Program DD

The Learning Web's Youth Exploration Program (YEP) provides participants the opportunity to learn more about the of relationship between education and future employment which leads to increased connection with school and motivation to graduate from high school. YEP allows young people the chance to connect with positive, caring adults through their model of mentor-apprenticeship matches. YEP is flexible and an individualized program which offers opportunities to youth with a broad range of skill levels and challenges.

	2018	2019
Expenditures	82,207	83,429
Revenues	25,395	25,395
Net Local	56,812	58,034
FTE	0 County/4.5 Agency	0 County/4.5 Agency

Municipal Youth Services System (MYSS)

Type of Program MD

The Municipal Youth Services System (MYSS) offers services for young people ages 5-18. Through municipal support youth programs provide young people a place to try new things and to belong by offering engaging activities after school and throughout the summer. All MYSS programs are free or low cost to participants. The MYSS is responsive to the needs of the local municipality and in turn each town provides an assortment of programs designed for their local youth.

	2018	2019
Expenditures	287,262	343,007
Revenues	0	0
Net Local	287,262	343,007
FTE	0 County/7.5 Agency	0 County/7.5 Agency

Planning & Coordination

Type of Program MD

It is the mission of the Tompkins County Youth Services Department (TCYSD) to invest time, resources and funding in communities to enable all youth to thrive in school, work, and life. Charged by the Office and Children and Family Services the Tompkins County Youth Services Department is responsible for providing children, youth, and families with healthy, safe, and thriving environments through opportunities to help them meet their needs for physical, social, moral, and emotional growth. Planning and Coordination is the backbone of all of the work of the TCYSD. Through administrative support, community outreach, research, needs assessments, data collection, training services, technical assistance, program monitoring, and quality management, the TCYSD plans and coordinates the systems for positive youth programming for and with young people throughout Tompkins County.

In 2017, 7,700 youth received services through the 5 contract agencies and 16 municipalities who work in coordination with the Youth Services Department. Additionally, close to 300 youth workers and/or community members attended 13 training sessions provided by the TCYSD.

	2018	2019
Expenditures	601,552	580,372
Revenues	137,441	128,918
Net Local	464,111	451,454
FTE	6.0	5.0

Family and Children's Service of Ithaca - Open Doors

Type of Program DM

Open Doors is a case/crisis management program for youth which offers interim safe housing provided through the host family model. Open Doors serves youth who are at risk of running away or becoming homeless as well as youth who have runaway or are homeless. Program participants are provided with opportunities to develop goals and service plans, mediation of family conflicts, advocacy at schools and within social systems, participation in recreational and social skill development groups, referrals to resources such as mental and physical health care, career exploration and independent living skills programming. Program staff provide consultation, brief interventions, ongoing support and temporary placement as needed for program participants.

	2018	2019
Expenditures	77,961	79,120
Revenues	17,425	17,425
Net Local	60,536	61,695
FTE	0 County/2.75 Agency FTE	0 County/2.75 Agency FTE

Ithaca Youth Bureau - Outing Program

Type of Program DM

The Outing Program is a youth development program that is dedicated to providing outdoor adventure programming that fosters team development. The focus of Outing is on personal growth for youth involved in the programming. Youth are given an arena to develop and build skills necessary for life through creative and empowering activities.

The Outing Pathfinders program is focused on serving youth in 4th and 5th grades within the Ithaca City School District, with a goal of helping youth transition more smoothly from elementary to middle school. All youth in 4th and 5th grade within ICSD will have an opportunity to participate in the Pathfinders program.

	2018	2019
Expenditures	10,297	10,450
Revenues	0	0
Net Local	10,297	10,450
FTE	O County/3 Agency FTE	O County/3 Agency FTE

Youth Services Recreation Partnership

The Intermunicipal Recreation Partnership is comprised of ten municipalities and Tompkins County, enabling 90% of the County's youth to be eligible to participate in a wide array of year-round recreation programs at discounted prices. With eleven municipal partners, it is one of the largest and most successful collaborations of its kind in the United States.

The Recreation Partnership jointly plans, funds, and oversees a set of 30+ programs through the Ithaca Youth Bureau, that no single community could afford to offer on its own. The Partnership is cost-effective by avoiding duplication of some programs and by centralizing others to achieve economies of scale. The Partnership provides the primary source of public recreation for some municipalities and it offers speciality camps, sports and non-competitive arts and culture programs that complement the local recreation programs of other communities. In 2014, the Partnership served over 3,000 different young people from throughout the municipalities in Tompkins County.

The inter-municipal agreement establishing the Partnership commits the County to two forms of support.
1. A new partnership agreement was reauthorized in 2012 for 2013-2017. By a large majority, the County Legislature committed to contributing 25% of the total municipal cost of programs that are not covered by program fees or other revenues. The City of Ithaca and Town of Ithaca, as the largest users of the programs, also agree to each pay 25% of the net costs and the smaller municipal members agree to share the remaining 25% based on an approved cost-sharing formula.

2. The County Youth Services Department provides in-kind staff support to the governing board of the Partnership that includes: collecting all municipal contributions, managing contracts with its primary provider the Ithaca Youth Bureau, and others as directed, making payments on behalf of the Partnership, and assisting committees in evaluating programs, soliciting requests for proposals as needed, analyzing expenditures and revenues, and/or helping to generate alternative revenues. Staff support is included in the Planning & Coordination Program of the Youth Services Department.

Consolidated Budget

	2016 Actual	2017 Actual	2018 Modified	2019 Target	2019 Req OTR's	2019 Rec OTR's	2019 Total Rec
Expenditures							
Program Expense	261,024	276,488	282,020	287,660	0	0	287,660
Total Expenditures	261,024	276,488	282,020	287,660	0	0	287,660
Revenues							
Other Revenues	195,768	207,366	211,515	215,745	0	0	215,745
Total Revenues	195,768	207,366	211,515	215,745	0	0	215,745
Dept. Net Local	65,256	69,122	70,505	71,915	0	0	71,915

Youth Services Recreation Partnership

7021 RECREATION PARTNERSHIP	2016 Actual	2017 Actual	2018 Modified	2019 Target	2019 Req OTR's	2019 Rec OTR's	2019 Total Rec
Expenditures							
Program Expense	261,024	276,488	282,020	287,660	0	0	287,660
Total Expenditures	261,024	276,488	282,020	287,660	0	0	287,660
Revenues							
Other Revenues	195,768	207,366	211,515	215,745	0	0	215,745
Total Revenues	195,768	207,366	211,515	215,745	0	0	215,745
Budgeting Unit Net Local	65,256	69,122	70,505	71,915	0	0	71,915

Animal Control - SPCA

SPCA of Tompkins County Cat Spay/Neuter/Vaccination Program

The SPCA of Tompkins County was founded in 1902 to protect companion animals. We are a no-kill shelter dedicated to preventing animal cruelty and overpopulation. We promote responsible pet stewardship by providing education, counseling and training to nurture and enhance the human-animal bond. Our mission-based programs include adoption services, humane education and support for Tompkins County residents and their animals in need. The SPCA of Tompkins County is an open-admission, no-kill shelter; we do not refuse animals in need because of age, medical condition, species or breed. No-kill means that the SPCA is committed to placing every animal who is healthy, treatable or manageable in medical and behavioral terms. However, this does not imply that we have unlimited capacity or resources. Every summer the shelter experiences an overwhelming influx of cats, many of whom are unplanned, unwanted newborn kittens. Even with the ability to place over 100 kittens in foster care at a time, the SPCA cannot meet the demand of incoming cats. Furthermore, housing hundreds of cats in cages at the shelter is not a humane, sustainable or financially feasible way to solve the problem.

The solution to cat overpopulation is a comprehensive spay/neuter program to prevent the birth of thousands of kittens each year.

The SPCA's Cat Spay/Neuter/Vaccination Program is a community collaboration between the SPCA, Tompkins County and its residents. This critical prevention program provides sterilization and New York State required rabies vaccination to two populations of cats in our community: feral or free-roaming cats and cats belonging to low income/income-qualified Tompkins County residents. Free-roaming cats are trapped by community members and transported to the SPCA for surgery. During surgery the cats are also vaccinated and ear tipped so that they can be identified as already altered. Income-qualified cat owners complete a program application and upon approval may sign up for the SPCA's weekly Spay/Neuter Clinic held every Tuesday and one weekend a month. In 2008, this program provided surgery and vaccinations for 1,030 cats, thereby preventing thousands of unwanted, unvaccinated kittens from flooding the community. From January through June, 2009, nearly 600 cats have been altered and rabies vaccinated due to Tompkins County's partnership in this program.

By working together, the SPCA, Tompkins County and its residents can continue this community-wide approach to the growing problem of cat overpopulation, and protect itself against the spread of rabies. The Cat Spay/Neuter/Vaccination Program's $100,000 budget is funded in nearly equal thirds by each partner.

Consolidated Budget

	2016 Actual	2017 Actual	2018 Modified	2019 Target	2019 Req OTR's	2019 Rec OTR's	2019 Total Rec
Expenditures							
Program Expense	34,357	35,044	35,745	36,460	0	0	36,460
Total Expenditures	34,357	35,044	35,745	36,460	0	0	36,460
Dept. Net Local	34,357	35,044	35,745	36,460	0	0	36,460

Animal Control - SPCA

3520 ANIMAL CONTROL	2016 Actual	2017 Actual	2018 Modified	2019 Target	2019 Req OTR's	2019 Rec OTR's	2019 Total Rec
Expenditures							
Program Expense	34,357	35,044	35,745	36,460	0	0	36,460
Total Expenditures	34,357	35,044	35,745	36,460	0	0	36,460
Budgeting Unit Net Local	34,357	35,044	35,745	36,460	0	0	36,460

Animal Control - SPCA

Program Summary

Cat Spay/Neuter/Vaccination Program **Type of Program** MD

The SPCA's Cat Spay/Neuter/Vaccination Program is a community collaboration between the SPCA, Tompkins County and its residents. This critical prevention program provides sterilization and New York State required rabies vaccination to two populations of cats in our community: feral or free-roaming cats and cats belonging to low income/income-qualified Tompkins County residents. Free-roaming cats are trapped by community members and transported to the SPCA for surgery. During surgery the cats are also vaccinated and ear tipped so that they can be identified as already altered. Income-qualified cat owners complete a program application and upon approval sign up for one of the SPCA's weekly Spay/Neuter Clinics.

	2018		2019	
	County	Total	County	Total
Expenditures	35,745	138,000	36,460	140,000
Revenues	0	102,255	0	103,540
Net Local	35,745	35,745	36,460	36,460
FTE	1.5		1.5	

Child Development Council

The Child Development Council is designated as Tompkins County's Child Care Resource and Referral (CCRR) agency by the New York State Office of Children and Family Services, and has a mission to promote the accessibility, growth, and development of quality child care.

Consolidated Budget

	2016 Actual	2017 Actual	2018 Modified	2019 Target	2019 Req OTR's	2019 Rec OTR's	2019 Total Rec
Expenditures							
Program Expense	0	0	0	0	50,000	50,000	50,000
Total Expenditures	0	0	0	0	50,000	50,000	50,000
Dept. Net Local	0	0	0	0	50,000	50,000	50,000

Child Development Council

6303 CHILD DEVELOPMENT COUNCIL	2016 Actual	2017 Actual	2018 Modified	2019 Target	2019 Req OTR's	2019 Rec OTR's	2019 Total Rec
Expenditures							
Program Expense	0	0	0	0	50,000	50,000	50,000
Total Expenditures	0	0	0	0	50,000	50,000	50,000
Budgeting Unit Net Local	0	0	0	0	50,000	50,000	50,000

Child Development Council

OTR # null **Priority** 1 **OTR Name** Funding to Improve Child Care Options

Description This OTR asks for year two of a three-year, multi-year, one-time OTR at $50,000.

During the Legislative sessions of the 2018 Budget Process, Amendment #58 was included in the budget and subsequently adopted, setting aside $50,000 in the Contingent Fund for the Child Development Council for the stated purpose of improving child care options in Tompkins County as a three-year, multi-year, one-time appropriation.

In order to limit the Contingent Fund to appropriations for unexpected and/or emergency uses, this OTR needed to be relocated for its second and third years; so, a new, separate, agency budgeting unit was established for the Child Development Council to accomodate it.

		Account	Requested		Recommended	
6303	54400	PROGRAM EXPENSE	50,000	ONE-TIME	50,000	ONE-TIME
		Local Share	50,000		50,000	
		Child Development Council Total	50,000		50,000	

Cornell Cooperative Extension

Cornell Cooperative Extension of Tompkins County is a unique education resource that equips citizens to improve their lives and communities. Cooperative Extension's mission to strengthen youth, adults, families, and communities is achieved through learning partnerships with citizens, businesses, organizations, and governmental agencies that put knowledge to work. Cornell Cooperative Extension of Tompkins County is part of a statewide and national network that extends the research of the land grant universities to local residents. Local funding leverages state and federal support as well as other grants and volunteer resources.

Consolidated Budget

	2016 Actual	2017 Actual	2018 Modified	2019			
				Target	Req OTR's	Rec OTR's	Total Rec
Expenditures							
Program Expense	702,238	739,957	820,946	738,221	146,000	116,000	854,221
Total Expenditures	702,238	739,957	820,946	738,221	146,000	116,000	854,221
Dept. Net Local	702,238	739,957	820,946	738,221	146,000	116,000	854,221

Cornell Cooperative Extension

2981 COOPERATIVE EXTENSION	2016 Actual	2017 Actual	2018 Modified	2019 Target	2019 Req OTR's	2019 Rec OTR's	2019 Total Rec
Expenditures							
Program Expense	702,238	739,957	820,946	738,221	146,000	116,000	854,221
Total Expenditures	702,238	739,957	820,946	738,221	146,000	116,000	854,221
Budgeting Unit Net Local	702,238	739,957	820,946	738,221	146,000	116,000	854,221

OTR # 41 **Priority** 1 **OTR Name** Operations Effectiveness Manager Position

Description

Continuation of partial funding for a new position in charge of operations and administrative management for the association. Partial funding for this position was approved in the 2018 budget in an OTR that projected using one-time funds for several years, the first two years at $30,000/year and $15,000 in year 3.
The position focuses on improving systems and processes to facilitate the development of a more inclusive organization and improve efficiency in its operations, facilities and programming. The association's tripling in size (staffing and programming) and complexity over the last 15 years necessitates changes in management structures in the association. Additionally the Board of Directors and its Equity, Diversity and Inclusion Committee identified the need for this position as one of the main approaches to building a culture of inclusiveness in the association

		Account	Requested		Recommended	
2981	54400	PROGRAM EXPENSE	30,000	ONE-TIME	0	ONE-TIME
		Local Share	30,000		0	

OTR # 42 **Priority** 2 **OTR Name** 4-H Acres Upgrades, Repairs

Description

NOTE: County Administrator recommends this OTR with the following conditions: 1) CCE develops a 5-year Capital Plan for 4-H Acres that identifies capital costs for 2020-24 as well as revenue sources to support the capital plan; 2) Prior to disbursement of OTR funds, this Capital Plan will reviewed by County Admin and presented to the PDEQ Committee.

Continuation of upgrades and repairs of two major buildings at 4-H Acres. Cooperative Extension has invested nearly $250,000 (plus thousands of hours of volunteer labor) in upgrades and accessibility measures at 4-H Acres in the past few years. These investments enabled year-round programming and a doubling in use by numerous organizations, including a daily after-school program for 50+ youth from nearby mobile home parks and food service start-ups in need of commercial kitchen space. This is the first request to the county for funds for any improvements at 4-H Acres.

Funds are urgently needed to repair the foundation and roof of the building housing bathrooms, bring bathrooms up to code, implement mold remediation measures, and purchase/install accessible doors, windows with safety glass and water fountains.

		Account	Requested		Recommended	
2981	54400	PROGRAM EXPENSE	96,000	ONE-TIME	96,000	ONE-TIME
		Local Share	96,000		96,000	

OTR # 43 **Priority** 3 **OTR Name** Managing and Leveraging Interns

Description

Continuation of funding for salary and expenses of a part-time recruiter and manager of interns (Masters in Engineering, Masters in Social Work, Nutrition and Food Science, Social Enterprise, and Public Health). The OTR approved for 2018 anticipated continuation of funding using one-time funds for three years to enable the transition of the project to a self-sustaining program, paying for itself through increased grants and contracts generated by the efforts of the interns themselves.
The association is working to bring in more than 25 interns in specialized areas of study who, combined, are able to provide more than 7,000 hours of support and programming on a wide range of priority issues to the county. Experiences with a smaller number of interns in 2017 demonstrated that a small amount of resources in staff time yield about ten times the value in the results of the work of the interns.
The association seeks one-time funding to test this approach to increasing and improving programming in critical areas, increasing opportunities for attracting grants to Tompkins County, and attracting young, trained talent to the county--that might then choose to stay and develop careers here in Tompkins County.

		Account	Requested		Recommended	
2981	54400	PROGRAM EXPENSE	11,000	ONE-TIME	11,000	ONE-TIME
		Local Share	11,000		11,000	

OTR # 44 **Priority** 4 **OTR Name** Program Assistance

Description Third year of multi-year plan for added 1/2 FTE of program assistance for two program areas (Youth Development and Family & Community Development) within the association. This program assistance is freeing up senior and mid-level program staff time to enable them to seek more grant funding, develop other revenue streams and put in place other systems and processes that save staff time. The request this year is 2/3 of the request of 2018 because with the increased revenue generated by staff the association is able to pay an increasing share of the salary. We anticipate continuing the growth in revenue in 2019 and thus being able to pay the entire salary in 2020.

		Account	Requested		Recommended	
2981	54400	PROGRAM EXPENSE	9,000	ONE-TIME	9,000	ONE-TIME
		Local Share	9,000		9,000	
		Cornell Cooperative Extension Total	146,000		116,000	

Cornell Cooperative Extension

Program Summary

4-H Youth Development

Type of Program DD

The mission of the 4-H Youth Development Program is to connect youth to hands-on learning opportunities that help them to grow into competent, caring, and contributing members of society. The vision is a world in which youth and adults learn, grow, and work together as catalysts for positive change.

The 4-H Youth Development Program serves youth ages 5-21 through out of school time (OST) programs through multiple delivery methods including a) 4-H Clubs; b) 4-H Urban Outreach; c) Rural Youth Services; d) Primitive Pursuits; and youth horticulture programs linked with the Ithaca Children's Garden.

The 4-H Youth Development Program contributes to design, improvement and support of systems that promote development of ALL youth in the county with an overall goal of ensuring that every youth has the opportunity to achieve his or her potential. Our youth development programs work with more than 30% of the youth in Tompkins County.

	2018		2019	
	County	Total	County	Total
Expenditures	135,000	2,035,000	130,000	2,135,000
Revenues	0	1,900,000	0	2,005,000
Net Local	135,000	135,000	130,000	130,000
FTE	30.5 FTE + 37,900 hours of volunteer= 19 FTE		30.5 FTE + 37,900 hours of volunteer= 19 FTE	

Commercial Agriculture and Forestry

Type of Program MD

Increase profitability and sustainability of 550 Tompkins County farm enterprises that own one-third of the land in Tompkins County and contribute $67 million in annual product sales. Promote local food production and marketing to yield at least $20 million in retail sales.
Programming is expanding to forest land management and forest product marketing, including wood for wood pellet production and value-added products from maple syrup..

	2018		2019	
	County	Total	County	Total
Expenditures	104,000	571,000	114,000	591,000
Revenues	0	467,000	0	477,000
Net Local	104,000	104,000	114,000	114,000
FTE	6.5 FTE (part of 2 regional teams with 9 Ag specialists serving TC) +204		6.5 FTE (part of 2 regional teams with 9 Ag specialists serving TC) +204	

Commercial, Community and Home Horticulture

Type of Program DD

Support Commercial Horticulture Economic Sector through Business Support and Consumer Education; enhance value of local residential and commercial property.

	2018		2019	
	County	Total	County	Total
Expenditures	52,000	277,000	52,000	277,000
Revenues	0	225,000	0	225,000
Net Local	52,000	52,000	52,000	52,000
FTE	3.75 FTE +265 vol; part of a regional network		3.75 FTE +265 vol; part of a regional network	

Community Beautification and Citizen Pruners

Type of Program DD

Enhance aesthetic appeal of Tompkins County to promote tourism and improve quality of life of Tompkins County residents.
Preserve the investment the City is making in trees through early training and pruning.
Engage volunteers in community service to stimulate pride in community and teach horticultural skills that may result in jobs or small business development.

	2018		2019	
	County	Total	County	Total
Expenditures	6,000	141,000	7,000	141,000
Revenues	0	135,000	0	134,000
Net Local	6,000	6,000	7,000	7,000
FTE	1.6 FTE + 90 volunteers; 3100 hours of volunteer time		1.6 FTE + 90 volunteers; 3100 hours of volunteer time	

Community Development

Type of Program DD

Support leadership and community development around targeted priority issues; programs and workshops on leadership development, strategic planning and communication skills, and networking support to help individuals and communities implement community-based initiatives to address issues identified by communities as critical or high priority. Works with people in re-entry, as well as policies development to improve outcomes for people in re-entry.

	2018		2019	
	County	Total	County	Total
Expenditures	38,000	417,000	38,000	217,000
Revenues	0	379,000	0	179,000
Net Local	38,000	38,000	38,000	38,000
FTE	4.5 FTE + 1700 volunteer hours		2.5 FTE + 1700 volunteer hours	

Consumer Education (Consumer Decision-Making and

Type of Program DD

Develop smart consumers as last line of defense against numerous health and home hazards, as a way of helping low and middle income households cope with uncertain and volatile economic conditions and to promote the development of strong local businesses. Provides training on food safety that restaurants are required to do. Address lead and radon issues throughout the county.

	2018		2019	
	County	Total	County	Total
Expenditures	20,000	54,000	20,000	54,000
Revenues	0	34,000	0	34,000
Net Local	20,000	20,000	20,000	20,000
FTE	0.75+ 700 hours of volunteer time		0.75+ 700 hours of volunteer time	

Energy Efficiency and Renewable Energy

Type of Program DD

Develop local energy efficiency and renewable energy economic sector; reduce energy usage; increase local renewable energy production.

	2018		2019	
	County	Total	County	Total
Expenditures	50,000	1,416,000	50,000	1,550,000
Revenues	0	1,366,000	0	1,500,000
Net Local	50,000	50,000	50,000	50,000
FTE	6.75 FTE + 150 volunteers		8.25 FTE + 150 volunteers	

Financial Management Education (Education on Consumer

Type of Program DD

Develop financial literacy for all residents of county.

	2018		2019	
	County	Total	County	Total
Expenditures	20,000	44,000	20,000	48,000
Revenues	0	24,000	0	28,000
Net Local	20,000	20,000	20,000	20,000
FTE	1 FTE + 200 vol hrs		1 FTE + 50 vol hrs	

Governance/Administration/Facilities

Type of Program MD

Govern, train, manage, and house Cornell Cooperative Extension of Tompkins County (CCETC).

	2018		2019	
	County	Total	County	Total
Expenditures	234,946	964,946	329,221	964,946
Revenues	0	730,000	0	635,725
Net Local	234,946	234,946	329,221	329,221
FTE	11 FTE + 2021 vol hours		8.25 FTE + 2021 vol hours	

Environmental Issues

Type of Program DD

Provide education, information and facilitation services related to hydrilla, water quality and other critical environmental issues facing Tompkins County.

	2018		2019	
	County	Total	County	Total
Expenditures	72,000	213,250	32,000	173,250
Revenues	0	141,250	0	141,250
Net Local	72,000	72,000	32,000	32,000
FTE	.5 FTE + 450 vol hrs		.5 FTE + 450 vol hrs	

Local Foods Program

Type of Program DD

Expand the variety, production, profitability, availability, access, appreciation and consumption of local foods.

	2018		2019	
	County	Total	County	Total
Expenditures	20,000	210,000	15,000	170,000
Revenues	0	190,000	0	155,000
Net Local	20,000	20,000	15,000	15,000
FTE	6.0 FTE + 510 vol hours		4.0 FTE + 510 vol hours	

Nutrition Education

Type of Program DD

Improve health and wellbeing of low-income households through improved nutritional intake.

	2018		2019	
	County	Total	County	Total
Expenditures	20,000	455,000	20,000	455,000
Revenues	0	435,000	0	435,000
Net Local	20,000	20,000	20,000	20,000
FTE	7.5 FTE		6 FTE	

Parenting Education and Family Support

Type of Program MD

Improve parents' knowledge and skills in raising children particularly for households in stressed conditions.

	2018		2019	
	County	Total	County	Total
Expenditures	35,000	227,000	35,000	227,000
Revenues	0	192,000	0	192,000
Net Local	35,000	35,000	35,000	35,000
FTE	2.75 FTE +1915 vol/intern hours		2.75 FTE +1915 vol/intern hours	

Home Compost Education

Type of Program DD

Reduce household and event costs for waste disposal; Reduce overall waste stream and support County's waste reduction effort.

	2018		2019	
	County	Total	County	Total
Expenditures	10,000	95,000	10,000	95,000
Revenues	0	85,000	0	85,000
Net Local	10,000	10,000	7,000	7,000
FTE	1 + 1,990 hours (=1 FTE) of volunteer time		1 + 1,990 hours (=1 FTE) of volunteer time	

Increase access to and use of affordable and sustainable transportation options.

	2018		2019	
	County	Total	County	Total
Expenditures	10,000	335,000	12,000	337,000
Revenues	0	325,000	0	325,000
Net Local	10,000	10,000	12,000	12,000
FTE	4 FTE + 2760 vol/intern hours		4 FTE + 2760 vol/intern hours	

History Center in Tompkins County

The History Center in Tompkins County (THC) is the leading provider of historical services in Tompkins County. THC, serving as a public trust for Tompkins County, preserves in perpetuity and provides ongoing access to the archives, artifacts, and stories that have shaped the history of Tompkins County. THC delivers a diverse array of practical and educational programs and services to Tompkins County residents. THC is a unique resource that supports cultural and economic development through strong partnerships with public and private organizations throughout the County. Virtually 100% of THC's holdings relate specifically to the development of Tompkins County - its people, organizations, businesses, government, educational and cultural assets, and communities. Providing safe and accessible housing for the County's historic collections is a commitment that the County must make to the public. To fulfill that commitment, The History Center provides the service to the County that upholds that public trust.

Consolidated Budget

	2016 Actual	2017 Actual	2018 Modified	2019			
				Target	Req OTR's	Rec OTR's	Total Rec
Expenditures							
Program Expense	132,929	130,088	137,290	164,536	30,000	10,000	174,536
Total Expenditures	132,929	130,088	137,290	164,536	30,000	10,000	174,536
Dept. Net Local	132,929	130,088	137,290	164,536	30,000	10,000	174,536

History Center in Tompkins County

7510 THE HISTORY CENTER	2016 Actual	2017 Actual	2018 Modified	2019 Target	2019 Req OTR's	2019 Rec OTR's	2019 Total Rec
Expenditures							
Program Expense	132,929	130,088	137,290	164,536	30,000	10,000	174,536
Total Expenditures	132,929	130,088	137,290	164,536	30,000	10,000	174,536
Budgeting Unit Net Local	132,929	130,088	137,290	164,536	30,000	10,000	174,536

History Center in Tompkins County

OTR # 53 **Priority** 1 **OTR Name** Archival Basement Storage at 401 E. State Street

Description The History Center needs to rent basement collection storage at our current location during 2019 as a transition period to give us time to move things to basement storage in the Tompkins Center for History and Culture. Due to the co-location aspect of TCHC we are not gaining any space (in fact may be losing space) and as we move in and get settled will assess how the archival and collections space can be utilized to the fullest extent.

		Account	Requested		Recommended	
7510	54400	PROGRAM EXPENSE	10,000	ONE-TIME	10,000	ONE-TIME
		Local Share	10,000		10,000	

OTR # 54 **Priority** 1 **OTR Name** Office Manager/Bookkeeper position

Description We are asking carryover support for our office manager/bookkeeper position given the state contracts and capital campaign that we are managing on behalf of the Tompkins Center for History and Culture (TCHC). Further as we seek more state and federal grants there are management issues to address. We are balancing several challenges associated with the move to TCHC and support for this position will help The History Center navigate the transition. Our development/finance committee is developing strategies for enhancing our financial base and the bookkeeper will be an integral part of the process. Ideally this will continue to be a shared position with Historic Ithaca.

		Account	Requested		Recommended	
7510	54400	PROGRAM EXPENSE	20,000	ONE-TIME	0	ONE-TIME
		Local Share	20,000		0	

History Center in Tompkins County Total	30,000	10,000

History Center in Tompkins County

Program Summary

The History Center in Tompkins County **Type of Program** MD

We are a local history education and research center that uses the tools of history to understand the past, gain perspective on the present, and play an informed role in shaping the future.

Our new location will present a unique opportunity to enhance our programming, expand hours and partner with other organizations that will be housed at this location.

	2018		2019	
	County	Total	County	Total
Expenditures	137,290	390,000	194,536	480,000
Revenues	0	252,710	0	285,464
Net Local	137,290	137,290	194,536	194,536
FTE	4.75		5.75	

Human Services Coalition - Community Agencies

The Human Services Coalition of Tompkins County, Inc. (HSC) is a private non-profit corporation focusing on efficient, effective planning and delivery of human service programs. The programs of the Coalition work together to enhance consumer access to services, to identify service needs, and to promote sharing of information. HSC provides technical assistance and advocacy to and for Tompkins County organizations, funders and policy makers; recommends and coordinates County funding to community human service agencies that provide or enhance services the County does not offer.

Consolidated Budget

	2016 Actual	2017 Actual	2018 Modified	2019 Target	2019 Req OTR's	2019 Rec OTR's	2019 Total Rec
Expenditures							
Program Expense	838,143	990,088	1,010,940	934,993	130,000	130,000	1,064,993
Total Expenditures	838,143	990,088	1,010,940	934,993	130,000	130,000	1,064,993
Revenues							
Local Revenues	346,791	346,791	350,260	372,930	0	0	372,930
Total Revenues	346,791	346,791	350,260	372,930	0	0	372,930
Dept. Net Local	491,352	643,297	660,680	562,063	130,000	130,000	692,063

Human Services Coalition - Community Agencies

6305 BASIC SUBSISTENCE	2016 Actual	2017 Actual	2018 Modified	2019 Target	2019 Req OTR's	2019 Rec OTR's	2019 Total Rec
Expenditures							
Program Expense	838,143	990,088	1,010,940	934,993	130,000	130,000	1,064,993
Total Expenditures	838,143	990,088	1,010,940	934,993	130,000	130,000	1,064,993
Revenues							
Local Revenues	346,791	346,791	350,260	372,930	0	0	372,930
Total Revenues	346,791	346,791	350,260	372,930	0	0	372,930
Budgeting Unit Net Local	491,352	643,297	660,680	562,063	130,000	130,000	692,063

OTR # 36 **Priority** 1 **OTR Name** Transitional Housing Plan

Description Year 3 of 3 of Continuum of Care transitional housing plan as approved in 2016 by Tompkins County Legislature. Funds are used to support high priority programs as identified by Tompkins County Continuum of Care.

		Account	Requested		Recommended	
6305	54400	PROGRAM EXPENSE	50,000	ONE-TIME	50,000	ONE-TIME
		Local Share	50,000		50,000	

OTR # 37 **Priority** 2 **OTR Name** LawNY

Description This OTR asks for another year of one-time funding for LawNY's ReEntry Project.

From October 2014 through September 2017, LawNY received Fellowship funding from Equal Justice Works and AmeriCorps to sponsor a recent law graduate to provide legal advice and assistance to ex-offenders. When funding for that project ended unexpectedly, LawNY approached the County Legislature to replace the Fellowship funding and received funding that allowed LawNY to reinstate the Reentry Project in 2018.

		Account	Requested		Recommended	
6305	54400	PROGRAM EXPENSE	25,000	ONE-TIME	25,000	ONE-TIME
		Local Share	25,000		25,000	

OTR # 38 **Priority** 3 **OTR Name** Downtown Ithaca Children's Center

Description $55,000 in one-time funding is requested to cover unexpected expenses that were incurred when a consultant had to be hired to develop policies and procedures to assure that the the Ithaca Downtown Children's Center was in compliance with all OCFS regulations. This was an emergency situation that was required to allow DICC to remain open. In addition, repairs to the building had to be made including a new boiler and repairs to the heating system. Remaining repairs include roofing repairs, fire panel replacement, sinks and counters, and outside siding replacement. The original cost to DICC for all compliance and upgrade issues was $195,000. Through fundraising and grants they have covered all but $55,000 of the costs. This is a one-time request and they have sufficient budgeted funds to cover normal expenses.

		Account	Requested		Recommended	
6305	54400	PROGRAM EXPENSE	55,000	ONE-TIME	55,000	ONE-TIME
		Local Share	55,000		55,000	

Human Services Coalition - Community Agencies	130,000	130,000

Human Services Coalition - Community Agencies

Program Summary

Advocacy Center of Tompkins County

Type of Program MD

The mission of the Advocacy Center of Tompkins County is to prevent and reduce sexual and domestic abuse through supportive services and education in our community. The Advocacy Center provides services to victims of domestic violence, sexual assault and child sexual abuse. Our Advocates provide comprehensive crime victim and supportive services to these vulnerable youth and adults and their non-offending family members. The Advocacy Center is the only agency in Tompkins County that provides specialized services for victims of domestic and sexual violence. Through Client Services, we serve youth and adults impacted by domestic violence, sexual assault, and child sexual abuse in Tompkins County. Our Education Department provides outreach and prevention education for youth, community members, college students and professionals.

	2018		2019	
	County	Total	County	Total
Expenditures	53,859	552,930	53,860	1,355,190
Revenues	21,568	432,660	21,483	1,255,219
Net Local	32,291	32,291	32,377	32,377
FTE	16.6		16.6	

Alternatives Impact's Free Community Tax Preparation VITA

Type of Program DD

The purpose of Alternatives Impact is to promote economic advancement for low-income households and underserved communities.

	2018		2019	
	County	Total	County	Total
Expenditures	19,627	143,280	24,276	138,038
Revenues	7,860	131,026	9,683	126,477
Net Local	11,767	11,767	14,593	14,593
FTE	1.1		1.1	

Tompkins County Home Repair Program (TCHR)

Type of Program DD

Recognizing that people deserve to live with dignity, Better Housing for Tompkins County, Inc. is dedicated to increasing sustainable, secure, and affordable housing options for rural residents though construction, education, and advocacy. The Tompkins County Home Repair program provides small or emergency home repairs to low-income seniors and disabled homeowners in every community in Tompkins County, except the City of Ithaca. Small repairs are defined as those up to $5,000 in cost or up to 50 hours in labor to complete. These repairs are intended to enable residents to safely, and comfortably, age in place in their own homes. The TCHR program provides high quality, professional repair services at no cost for labor to the homeowner. The homeowner is expected to pay for the cost of materials. In the event that the participant is unable to afford the materials, BHTC is often able to pay for clients materials with other funds obtained by BHTC. The program prioritizes health and safety repairs, especially preventative measures that will reduce the incidence of falls and other accidents. Other priorities are the repair of small problems that, if left untreated, could grow into far more serious problems.

	2018		2019	
	County	Total	County	Total
Expenditures	48,500	116,471	49,955	95,628
Revenues	19,422	87,393	19,925	67,053
Net Local	29,078	29,078	30,030	30,030
FTE	1.5		1.3	

Cancer Resource Center of the Finger Lakes

Type of Program DD

The mission of the Cancer Resource Center of the Finger Lakes is to create and sustain a community of support for people living with and affected by cancer. In a phrase, they exist so that "no one has to face cancer alone."

	2018		2019	
	County	Total	County	Total
Expenditures	37,500	445,690	40,000	473,151
Revenues	15,017	423,207	15,954	452,239
Net Local	22,483	22,483	24,046	24,046
FTE	4.75		5.72	

Samaritan Center Programs: The Samaritan Center provides urgent, short-term assistance to low-income families and individuals in immediate financial crisis, helping hundreds of individuals and households with one-time assistance to avoid disruption of gas and/or electric service. Samaritan Center also helps individuals keep their car on the road in order to maintain employment or help with a gas voucher to get to an interview or to a new job until a paycheck is received. We also help provide semester long bus passes to help someone get to college or a trade school to help build on their skills to be more marketable in the employment arena. The Samaritan Center has helped many families or individuals with a security deposit which helps prevent homelessness. There are many people who are in need of clothes and the Samaritan Center provides a clothing closet to help ensure that people have appropriate clothing for an interview, a job, daily wear and to stay warm in the winter.

Our Service Navigator has been able to help link individuals to resources that are available throughout Tompkins County. This has helped people receive the services that are needed and has helped prevent homelessness or those that are currently homeless to get to a safe place. We have also opened up a transitional home for single homeless, or about to be homeless women, to help them to become stable and get into their own home and obtain employment.

Immigrant Services help to fill a gap in the community by helping Immigrants with some legal services, obtaining green cards or working toward US Citizenship. We also help with employment by working on resumes, interview skills, job seeking, contacting employers and filling out applications. We recently have been approved as the Refugee Resettlement Agency to help Refugees become accumulated to Tompkins County by being enrolled in ESL classes, enrolling kids in school, setting up medical appointments, obtaining housing, finding a job, etc.

Immigrant Services Programs: Immigrant Services Program (ISP) provides comprehensive services for low-income immigrants residing in Tompkins County in order to better their integration into our community. We also provide job coaching to help immigrants obtain employment.

	2018		2019	
	County	Total	County	Total
Expenditures	82,500	377,537	90,000	509,663
Revenues	33,038	328,075	35,897	425,120
Net Local	49,462	49,462	54,103	54,103
FTE	6		6	

Community Dispute Resolution Center, Inc. (CDRC) — Type of Program MD

CDRC's mission is to Foster Constructive Responses to Conflict, through mediation, facilitation, education and training services. CDRC accomplishes its mission by: using the mediation process and mediation skills to facilitate communication between individuals and groups; educating people about conflict; teaching people to respond constructively to their own conflicts; training people to help others who are involved in conflict; partnering with organizations in the community to develop policies and programs that foster constructive responses to conflict; modeling an organization that welcomes differences, cares for the people who work with it, and deals with its own conflicts in constructive ways.

	2018		2019	
	County	Total	County	Total
Expenditures	39,500	180,779	41,000	177,113
Revenues	9,348	150,627	16,353	153,966
Net Local	30,152	30,152	24,647	24,647
FTE	3.3		3.9	

Downtown Ithaca Children's Center — Type of Program DD

The Downtown Ithaca Children's Center (DICC) provides a creative and culturally diverse environment that fosters the emotional, social, and intellectual development of children. We achieve this goal when family, staff, and community collaborate and support each other. The continued tuition assistance program allow us to offer quality care and education to 50% of families impacted by poverty. This funding creates access and wellness for families who otherwise would not have choice, care, and work. They remain in the workforce while their children are in safe and quality environments for teaching and learning. In addition to this, we strive to deconstruct the negative stereotypes, statistics, and tracking associated with race, class, gender, ability, and language. We know and understand that when individuals who have been marginalized are empowered through their strengths and abilities, the entire community thrives. This program creates an asset mindset (respect and development) among those served and shifts from a deficit mindset (fix it) often stereotyped of people who are disenfranchised. Currently, families have demonstrated a 99% work sustainability rate of employment for at least 30 hours per week because of the ability to have this option for child care and education as well as agency and voice at DICC.

	2018		2019	
	County	Total	County	Total
Expenditures	131,562	1,098,761	186,352	1,137,381
Revenues	46,109	1,040,109	52,391	1,116,597
Net Local	85,453	85,453	133,961	133,961
FTE	21.5		23.25	

Tompkins County Food Distribution Network, including

Type of Program DD

The TCFDN's mission continues to strive to reduce and eliminate hunger and food insecurity within the borders of Tompkins County in providing quality food staples and health care supplies.

	2018		2019	
	County	Total	County	Total
Expenditures	50,150	62,550	55,000	71,900
Revenues	20,083	32,483	21,937	38,837
Net Local	30,067	30,067	33,063	33,063
FTE	0		0	

Ithaca Health Alliance (for Ithaca Free Clinic)

Type of Program DD

The Ithaca Health Alliance fulfills its mission to facilitate access to health care for all with a focus on the needs of the uninsured and under-insured by providing free integrated medical care and medically related support services through the operation of the Ithaca Free Clinic.

The Free Clinic provides health care services to those members of our community who earn too much to be eligible for Medicaid, are too young to be eligible for Medicare, and do not earn nearly enough to afford the usable health insurance plans available through the ACA's Market Place. These are good people, stuck in a bad place. The Ithaca Free Clinic provides services for these individuals that they can find nowhere else.

Founded in 1997, the Ithaca Health Alliance is celebrating 21 years of active service to our community. The Ithaca Free Clinic is now in its 12th year of operation. All health care services are provided by qualified and skilled community volunteers. All services are free to all members of our community who find themselves without health insurance coverage or access to healthcare.

	2018		2019	
	County	Total	County	Total
Expenditures	42,000	259,600	46,000	273,908
Revenues	14,617	232,217	18,347	210,422
Net Local	27,383	27,383	27,653	27,653
FTE	4		4	

Tompkins County Senior Citizen's Council, Inc. DBA

Type of Program DM

The mission of Lifelong is to enhance the lives of older adults in Tompkins County. Lifelong achieves its mission through the provision of several types of programming. We offer a variety of Health and Wellness Activities at Lifelong's downtown Ithaca location and throughout the County (various Ithaca locations, Brooktondale, Lansing, Trumansburg, Newfield). Lifelong Learning provides classes, workshops and presentations in a myriad of subject areas taught by volunteer teachers, professors and local experts. Our semester based catalog contains opportunities to learn about art and film, community, finance, gardening, political issues, health and wellness, languages, humanities and technology, to name a few. Lifelong manages two very important volunteer run programs; TCE, or Tax Counseling for the Elderly, offers free preparation of State and Federal Tax returns and HIICAP, or Health Insurance Information Counseling and Assistance Program, which provides assistance in unraveling the complex Medicare process. Both programs provide income support to area residents. Lifelong is the hub for a variety of active social groups including, but not limited to, book clubs, Mahjong, knitting, golf, plays, music, and vegan cooking. Our Northside Southside program offers social and cultural programming. Lifelong offers travel opportunities, civic engagement through volunteerism with our Volunteers Connected program and special events throughout the year.

	2018		2019	
	County	Total	County	Total
Expenditures	70,100	337,557	70,100	332,609
Revenues	28,072	295,529	27,960	290,469
Net Local	42,028	42,028	42,140	42,140
FTE	Total staff 4.91 budgeted		4.91	

Multicultural Resource Center

Type of Program DD

The Multicultural Resource Center (MRC) engages in cultural and systemic transformation by building with our communities to eliminate barriers to racial justice, cultural dignity, equity and inclusion, and indigenous rights.

	2018		2019	
	County	Total	County	Total
Expenditures	54,300	404,598	25,000	98,194
Revenues	21,745	363,043	9,971	83,165
Net Local	32,555	32,555	15,029	15,029
FTE	1 staff 1.0 FTE; 6 staff .50 FTE; 2 staff .75 FTE; 8 staff at .25FTE			

Legal Assistance of Western New York, Inc.

Type of Program DD

LawNY focuses on issues essential to low-income residents' abilities to secure and maintain decent, affordable housing, to obtain adequate food and health care, and to maintain a subsistence income sufficient to preserve shelter, nutrition, and health. LawNY offers free legal assistance to provide housing advocacy and homelessness prevention services and facilitates access to the justice system in a variety of administrative agency and court proceedings.

	2018		2019	
	County	Total	County	Total
Expenditures	40,000	727,739	70,000	829,716
Revenues	16,018	597,137	17,949	754,390
Net Local	23,982	23,982	52,051	52,051
FTE	Tomp: 7.51 FTE staff, 2.07 FTE AmeriCorps		6.38 staff, 2.07 AmeriCorps	

Friendship Center

Type of Program MD

The Friendship Center, the component of Homeless Services that receives funding from the County/City, is a daytime drop-in center that provides a safe place for anyone seeking reprieve from the elements or needing its assistance in bridging a service gap. It is a safe haven that provides street level outreach to people who are homeless or have moved frequently and need assistance to stabilize their living situation. The Center provides prevention services, hospitality services, (bag lunches, coffee, and other beverages, showers, use of phones and computers, information and referrals, support and access to our Food Pantry).

	2018		2019	
	County	Total	County	Total
Expenditures	70,742	194,038	58,000	173,822
Revenues	21,035	137,954	23,134	138,053
Net Local	49,707	49,707	34,866	34,866
FTE	3		3	

Southside Community Center

Type of Program DD

The Southside Community Center continues to be in the center of the Southside neighborhood and the Black community of the greater Ithaca area. We provide services to families and others who reside in the Greater Ithaca/Tompkins County area. Our immediate community has traditionally dealt with various issues and challenges including disproportionate hardships in education, employment, housing, income, medical access, basic nutrition, and health. The Southside Community Center is an active place that provides cultural pride, activities, and community space for engagement.

	2018		2019	
	County	Total	County	Total
Expenditures	10,000	318,350	10,000	274,628
Revenues	4,005	346,382	3,989	268,617
Net Local	5,995	5,995	6,011	6,011
FTE	2.25		4.64	

Tompkins Learning Partners

Type of Program DD

The mission of TLP is to help adults and incarcerated individuals who live or work in Tompkins County meet their personal goals, by improving their ability to read, write, and speak English and to use math and computers. Students achieve these goals by working together with professionally trained and supported volunteer tutors.

	2018		2019	
	County	Total	County	Total
Expenditures	110,150	431,846	115,000	248,735
Revenues	44,111	352,252	45,869	163,894
Net Local	66,039	66,039	69,131	69,131
FTE	5.55		4.79	

Women's Opportunity Center R CORE program

Type of Program DD

The mission of the Women's Opportunity Center (WOC) is to lead low-income women to the pathway out of poverty by providing them with job-readiness skills. Our overarching goal is to help them to secure employment, reach both economic and personal self-sufficiency, and in turn be able to provide for their families.

The WOC in Tompkins County was founded in 1979 as a volunteer, grassroots, community-based organization that assisted women in transition. Almost 40 years later, we are now a non-profit that helps primarily support women, who fall under the 200% Federal poverty guidelines, helping over 15,000 individuals to become job-ready. The Women's Opportunity Center is committed to a comprehensive program, where we provide individualized career counseling, On-the-Job training opportunities, computer skills classes, professional development workshops, and a myriad of other services, resources, and non-traditional scholarships to them in removing their barriers to employment.

In 2017, we evaluated our service model noting that we had a larger percentage of clients that seemed to struggle in isolation. While most of them needed assistance with individualized employment services, we were also getting feedback that they were seeking a community of support. In response to this, we launched a pilot program, the Leadership, Employment, and Development Skills (LEADS) Training Program. The idea is that we would provide all the same employment services, but they would be formatted in an intensive 12-week session where a cohort of women would go through the process together. We knew that not all of our clients would utilize this service, but those who did had notable success. We operate two classes with a total of nine participants. Knowing that these classes would be filled with our women, particularly those who are single-mothers, women of color, those fleeing domestic violence, and the generally marginalized populations can get the help they need to change their lives, not just for themselves but also for their families. The support provided by Tompkins County is critical not only for our programming but also to our ability to operate year-round. We are grateful for your continued support over the years.

	2018		2019	
	County	Total	County	Total
Expenditures	55,450	583,291	55,450	599,721
Revenues	20,203	548,674	22,117	566,438
Net Local	35,247	35,247	33,333	33,333
FTE	6 staff 1.0 FTE;		6.0	

Village at Ithaca

Type of Program DD

In administering Village at Ithaca (VAI) programs and services to families and their school age students, VAI wants to ensure students, particularly African American, Latino/a and students from low-income families, consistently meet or exceed local and New York State standards of achievement. This will result in students graduating from high school equipped and ready for college or career.

	2018		2019	
	County	Total	County	Total
Expenditures	20,000	128,775	25,000	134,340
Revenues	8,009	116,784	9,971	125,041
Net Local	11,991	11,991	15,029	15,029
FTE	2		2	

Tompkins County Housing Grant for the Continuum of Care

Type of Program DD

The Continuum of Care (CoC) is a local planning body of public, private, non-profit and government agencies working together to end homelessness in Tompkins County. The purpose of this program is to fund new and innovative initiatives to aid in the CoC's goals of ending and preventing homelessness, and to support existing programs that are working toward this goal.

3 agencies were funded via the initial $50,000 grant: OAR, the Advocacy Center and Catholic Charities.

	2018		2019	
	County	Total	County	Total
Expenditures	50,000	50,000	50,000	50,000
Revenues	0	0	0	0
Net Local	50,000	50,000	50,000	50,000
FTE			1.3	

Human Services Coalition of Tompkins County

The Human Services Coalition of Tompkins County, Inc. (HSC) is a private not-for-profit corporation focusing on the efficient, effective planning and delivery of health and human service programs. The three programs of the Coalition, Human Service Planning, Health Planning Council and Information and Referral (2-1-1 Tompkins) work together to enhance consumer access to services, to facilitate cooperation among service providers, and to advise community funders. The Human Services Coalition provides technical assistance and advocacy to and for Tompkins County agencies, funders and policy-makers.

The Human Services Coalition consists of the following programs:

Human Service Planning (HSP) provides oversight and coordination of County and City funding for community human service agencies and makes recommendations for action. It encourages collaboration and coordination among service providers to develop a well-organized delivery system. HSP documents gaps in services and works to identify resources both in the community and outside of the community to fill those gaps. The program also provides technical and organizational support and training for provider organizations to help ensure a strong, efficient service delivery system in Tompkins County. It convenes the HSC Workshop Series, Homeless & Housing Task Force, the Continuum of Care, and monthly Human Services Forums.

The Health Planning Council (HPC) strengthens services and networks to improve the health of Tompkins County residents. The program identifies gaps in the service network and seeks funds to improve services. The HPC leads the Tompkins Health Network which facilitates the integration of components into a functioning, cost-effective system.

2-1-1/ Information and Referral Services (2-1-1/ I&R) operates at the hub of the Tompkins County services network to promote effective service delivery and efficient allocation of community resources 24 hours a day, seven days a week, 365 days a year. These services include a central telephone information service providing consumers with community information and referrals to service providers appropriate to their situation. The information technology component of the service is the only comprehensive data base of community information for Tompkins County. 2-1-1/ I&R also offers a chat service at <211tompkins.org>; maintains the "Tompkins County Services Directory" on the Web at <211tompkins.org>, and publishes the "Tompkins County Community Services Guide," "Resources for Working Families," and "Unemployed Local Resources For You."

Consolidated Budget

	2016 Actual	2017 Actual	2018 Modified	2019 Target	2019 Req OTR's	2019 Rec OTR's	2019 Total Rec
Expenditures							
Professional Services	104,688	106,782	108,918	111,096	0	0	111,096
Program Expense	313,628	322,900	346,298	353,224	0	0	353,224
Total Expenditures	418,316	429,682	455,216	464,320	0	0	464,320
Dept. Net Local	418,316	429,682	455,216	464,320	0	0	464,320

Human Services Coalition of Tompkins County

4080 HEALTH PLANNING COUNCIL

	2016 Actual	2017 Actual	2018 Modified	2019 Target	2019 Req OTR's	2019 Rec OTR's	2019 Total Rec
Expenditures							
Program Expense	68,816	70,192	71,596	73,028	0	0	73,028
Total Expenditures	68,816	70,192	71,596	73,028	0	0	73,028
Budgeting Unit Net Local	68,816	70,192	71,596	73,028	0	0	73,028

6308 HSC PLANNING & COORD.

	2016 Actual	2017 Actual	2018 Modified	2019 Target	2019 Req OTR's	2019 Rec OTR's	2019 Total Rec
Expenditures							
Program Expense	244,812	252,708	274,702	280,196	0	0	280,196
Total Expenditures	244,812	252,708	274,702	280,196	0	0	280,196
Budgeting Unit Net Local	244,812	252,708	274,702	280,196	0	0	280,196

6311 HSC INFO. & REFERRAL

	2016 Actual	2017 Actual	2018 Modified	2019 Target	2019 Req OTR's	2019 Rec OTR's	2019 Total Rec
Expenditures							
Professional Services	104,688	106,782	108,918	111,096	0	0	111,096
Total Expenditures	104,688	106,782	108,918	111,096	0	0	111,096
Budgeting Unit Net Local	104,688	106,782	108,918	111,096	0	0	111,096

Human Services Coalition of Tompkins County

Program Summary

Human Services Planning (HSP)

Type of Program DD

HSP encourages cooperation among providers to develop a well-organized service delivery system and it facilitates discussions that lead to collective solutions and partnerships that avoid duplication of services and encourage the best use of community resources.

Human Services Planning strengthens the service delivery system in Tompkins County by providing the following services: skill building workshops and technical assistance that strengthen area nonprofits; networking through the HSC Forums and Homeless and Housing Task Force leading to collaborations that promote the best use of community resources; being the lead agency for the Ithaca/Tompkins Continuum of Care that fosters a coordinated response to providing services and housing to those who are homeless or in danger of becoming homeless; technical assistance to boards and chief executives through in-house consultations; and on-line communication tools and resources for the entire non-profit community; Monitoring and review of agencies requesting funding through the County/City funding process, the federal FEMA process and through the TC Social Service League.

	2018		2019	
	County	Total	County	Total
Expenditures	274,702	363,428	280,196	390,528
Revenues	0	88,726	0	110,332
Net Local	274,702	274,702	280,196	280,196
FTE	4.0		4.5	

2-1-1/Information and Referral

Type of Program DD

211 Tompkins provides comprehensive community information and referral services to those who live and work in Tompkins County. 2-1-1 Tompkins is recognized as the primary source for help finding services and information to address issues of daily living. In addition to comprehensive information and referral services by phone, text message (new in 2018), chat, email, web, and in person, the program provides follow-up and advocacy services, quality assurance customer service surveys quarterly, community services presentations, and call center and database development services for the not-for-profit and public sector network. All 2-1-1 Tompkins services are free to individuals, confidential, and solely focused on the needs of the consumer.

	2018		2019	
	County	Total	County	Total
Expenditures	108,918	241,321	111,096	248,243
Revenues	0	132,403	0	137,147
Net Local	108,918	108,918	111,096	111,096
FTE	3.28		3.5	

The purpose/ mission of the Health Planning Council (HPC) is to improve the health and well-being of Tompkins County residents by increasing access to quality health care services, promoting the efficiency of health services delivery, and supporting healthy lifestyles. Health Planning Council (HPC) convenes stakeholders who impact or are impacted by health-related issues to promote collaborative problem-solving. By establishing neutral forums for sharing information, HPC ensures that community-wide input is part of the planning and problem-solving process.

HPC hosts educational programs on emerging trends in health care services, local programs, County plans, and health-related initiatives to keep consumers, providers, and advocates informed and engaged in the community. HPC presentations during the 12-month period from July 1, 2017 to the end of June 2018 included: "Telemedicine Programs in the Cayuga Health Systems: Enhancing Physician Access and Facilitating Physician Operations in the Pursuit of Better Clinical Outcomes"; "The New York State EMS System: Our New Normal"; "Center of Treatment Innovation Programs Serving Tompkins County"; "Community HIV Trends and Prevention Options"; "Behavioral Health Services at Cayuga Medical Center"; and "What's New in Transportation for Health."

HPC's workplan for 2018 includes the following objectives: 1) improving population health status and reducing disparities by a. reducing the number of people without insurance, b. helping residents to use health insurance effectively, c. connecting individuals to programs that address social determinants of health, and d. distributing prescription vouchers for people without insurance through Urgent Rx; 2) sustaining the collaborative leadership of the Health Planning Council to support local plans; 3) reducing the prevalence and burden of chronic disease by increasing access to chronic disease self-management education; 4) supporting priorities identified by regional and NYS plans; and 5) supporting collaborations among community providers to promote mental health and prevent substance abuse.

Tompkins County participates in the statewide Medicaid Redesign initiative and the regional five county planning network led by HealthLinkNY (in Binghamton) to improve health status.

HPC collaborates with many local agencies and organizations to address issues in the community. One of the long-standing programs launched by the Health Planning Council is Urgent Rx, a partnership programs that brings together United Way, Cayuga Medical Center, Ithaca Free Clinic, Southern Tier Aids Program Hub Services, Kinney Drugs, Wegmans, and Green Street Pharmacy to help residents without insurance obtain prescription medicine.

HPC staffs the Long Term Care Committee, a group with member representatives from provider organizations, education, government, and community agencies The Long Term Care Committee's focus in 2017-18 is to improve the care transition process, implement strategies that will reduce the rate of falls among the older population in Tompkins County, and co-lead the home aide recognition event.

	2018		2019	
	County	Total	County	Total
Expenditures	71,596	396,353	73,028	534,729
Revenues	0	324,757	0	461,701
Net Local	71,596	71,596	73,028	73,028
FTE	4.54		7.5	

Opportunities, Alternatives, and Resources (OAR)

The mission of Opportunities, Alternatives and Resources (OAR), a community based non-profit organization, is to advocate for and assist people who are or have been incarcerated in the Tompkins County jail and their families and friends. OAR also provides programs which help to constructively restore and maintain the clients' inclusion in the community as a whole. OAR helps clients navigate their needs within the jail, maintain their households and relationships while incarcerated, and plan for release, and beyond. Referrals are provided to other human service agencies. One-on-one assistance is provided with applications for benefits and Assigned Counsel. OAR's bail fund program saves both the clients and the County thousands of incarceration days. This translates into real economic benefit for Tompkins County.

Over the past several years OAR has dedicated increased resources to assisting our clients with transitioning home after incarceration. This work includes the College Initiative Upstate Program, the RAP Sheet Correction project funded by DCJS, the Parolee Employment Project also initially funded by DCJS and the creation of Endeavor House with County support.

Consolidated Budget

	2016 Actual	2017 Actual	2018 Modified	2019 Target	2019 Req OTR's	2019 Rec OTR's	2019 Total Rec
Expenditures							
Program Expense	267,842	458,752	366,565	282,465	176,500	138,000	420,465
Total Expenditures	267,842	458,752	366,565	282,465	176,500	138,000	420,465
Revenues							
State Aid	8,731	28,482	0	0	0	0	0
Local Revenues	8,164	8,164	8,246	8,779	0	0	8,779
Total Revenues	16,895	36,646	8,246	8,779	0	0	8,779
Dept. Net Local	250,947	422,106	358,319	273,686	176,500	138,000	411,686

Opportunities, Alternatives, and Resources (OAR)

6315 OAR CORE SVCS.	2016 Actual	2017 Actual	2018 Modified	2019 Target	2019 Req OTR's	2019 Rec OTR's	2019 Total Rec
Expenditures							
Program Expense	267,842	458,752	366,565	282,465	176,500	138,000	420,465
Total Expenditures	267,842	458,752	366,565	282,465	176,500	138,000	420,465
Revenues							
State Aid	8,731	28,482	0	0	0	0	0
Local Revenues	8,164	8,164	8,246	8,779	0	0	8,779
Total Revenues	16,895	36,646	8,246	8,779	0	0	8,779
Budgeting Unit Net Local	250,947	422,106	358,319	273,686	176,500	138,000	411,686

OTR # 4 **Priority** 1 **OTR Name** Parolee Case Manager

Description OAR hired another Client Service Worker to focus on Parolee Case Management in anticipation of a collaborative effort with Challenge Industries and the Rescue Mission to be funded through the NYS DCJS. This funding failed to cover the expenses of the highly proscribed program and the grant was discontinued at the beginning of this year. However, OAR has found that more intensive work with Parolees has improved transition outcomes and has stabilized approximately 8 parolees reentry into the community. Endeavor House currently is home to four parolees. OAR believes that continuation of this intensive case management will reduce parolee recidivism, thereby reducing jail costs.

		Account	Requested		Recommended	
6315	54400	PROGRAM EXPENSE	45,500	TARGET	0	TARGET
		Local Share	45,500		0	

OTR # 6 **Priority** 1 **OTR Name** College Initiative Upstate

Description The Tompkins County Legislature has funded OAR's College Initiative Upstate (CIU) for the past two years. This year four CIU students graduated from TC3. Strong partnerships have been created among CIU, the Probation Department, TC3 and BOCES. This work has proven to offer a pathway out of poverty and crime through higher education. Currently there are 42 previously incarcerated individuals attending college, predominantly TC3. Research shows a marked reduction in recidivism due to degree attainment with those obtaining a four year degree having a 4% recidivism rate as compared to those without.

		Account	Requested		Recommended	
6315	54400	PROGRAM EXPENSE	88,000	TARGET	88,000	ONE-TIME
		Local Share	88,000		88,000	

OTR # 67 **Priority** 1 **OTR Name** Parolee/Housing Case Manager

Description This OTR asks for $50,000 in one-time funding to support a Parolee/Housing Case Manager position to address unmet needs in both areas.

OAR has expanded its work in assisting individuals with reentry into the community substantially in the past few years. In particular, OAR now works with parolees returning home after prison and both returning parolees and those coming home from county jail with locating housing. Six months ago, OAR opened Endeavor House which has housed seven formerly incarcerated males. The demand for safe,affordable and accessible housing for this population greatly exceeds the supply so OAR has forged even stronger partnerships with other housing providers and serves on the Coordinated Assessment Team of the Human Services Coalition. OAR is the only service provider currently addressing the full spectrum of unmet needs facing parolees. OAR works closely with the local parole office. A combined position will continue our work in both parolee case management and housing case management addressing unmet needs in the following areas: employment, housing, mental health and/or substance abuse through intensive coordination with other service providers.

		Account	Requested		Recommended	
6315	54400	PROGRAM EXPENSE	0	ONE-TIME	50,000	ONE-TIME
		Local Share	0		50,000	

OTR # 5 **Priority** 2 **OTR Name** Housing Case Manager

Description OAR has seen a substantial increase in caseload since 2015--over 800 service units between 2015 and 2017. An additional Client Service Worker would assist with OAR's core services with an emphasis on housing management.

		Account	Requested		Recommended	
6315	54400	PROGRAM EXPENSE	43,000	TARGET	0	TARGET
		Local Share	43,000		0	

Opportunities, Alternatives, and Resources (OAR)	176,500	138,000

Opportunities, Alternatives, and Resources (OAR)

Program Summary

Opportunities, Alternatives and Resources (OAR) of Type of Program DD

OAR is requesting funding for our core services, which the county has funded for many years. These services provided at both the jail and the office include but are not limited to: OAR's bail fund, assigned counsel intakes, housing applications, obtaining forms of identification, and our work with clients who are reentering the community. At the office OAR has a Drop-In Center that serves as a safe, supportive place for clients to come in and chat, use the phone/computer/fax and work 1:1 with Client Services Workers. In the past 4 years OAR has saved the county approximately $884,250 with the bail fund, the Drop-In has served approximately 5,471 individuals, provided approximately 350 IDs, completed 342 housing applications and 935 assigned counsel forms.

The additional $123,000 requested will provide funding for a Parolee Case Manager at $45,500 for salary and benefits (previously expected to be funded through DCJS but currently funded through OAR's Reserve Fund) and $43,000 for an additional Client Service worker with a concentration in housing. OAR's caseload has increased over 12% in the past year and with the addition of Endeavor House, existing staffing is insufficient to maintain the growing caseload. The cost for two positions and office space to accommodate them totals $110,500. The remaining $12,500 will be used to partially subsidize our Apricot contract ($3000), allow for modest salary increases (2%=$6300) and allow OAR to continue to provide the Excellus Gold Plan ($3200). Up until 2018 OAR had provided the Excellus Platinum Plan but had to downgrade to the Gold Plan due to rising premiums.

The Legislature granted one time funding of $70,000 for FY 2017 and $84,000 for FY 2018. We are requesting $88,000 in target funding to cover the full cost of 2 FTEs including benefits for the Academic Advisor. Benay Rubenstein serves as the Director of CIU and is an independent contractor.

	2018		2019	
	County	Total	County	Total
Expenditures	366,565	491,569	458,965	587,900
Revenues	8,246	133,250	8,779	137,714
Net Local	358,319	358,319	450,186	450,186
FTE	7.2		7.2	

Rural Library Services

This funding supports the Finger Lakes Library System and 5 local libraries. They include the Groton Public Library, Southworth Library of Dryden, Newfield Public Library, Ulysses Philomathic Library of Trumansburg, and the Lansing Community Library. These libraries work successfully as collaborative entities though they maintain their unique identities and serve their unique communities. They work very closely together, and through their joint efforts, bring more to the citizens of the county than they might as individual entities.

Consolidated Budget

	2016 Actual	2017 Actual	2018 Modified	2019 Target	2019 Req OTR's	2019 Rec OTR's	2019 Total Rec
Expenditures							
Program Expense	179,306	190,392	186,550	190,281	14,700	14,700	204,981
Total Expenditures	179,306	190,392	186,550	190,281	14,700	14,700	204,981
Dept. Net Local	179,306	190,392	186,550	190,281	14,700	14,700	204,981

Rural Library Services

7410 LIBRARIES	2016 Actual	2017 Actual	2018 Modified	2019 Target	2019 Req OTR's	2019 Rec OTR's	2019 Total Rec
Expenditures							
Program Expense	179,306	190,392	186,550	190,281	14,700	14,700	204,981
Total Expenditures	179,306	190,392	186,550	190,281	14,700	14,700	204,981
Budgeting Unit Net Local	179,306	190,392	186,550	190,281	14,700	14,700	204,981

OTR # 71 **Priority** 1 **OTR Name** AEDs/Narcan and Training for Rural Libraries

Description

This OTR asks for $14,700 in one-time funding for the purchase Automatic External Defibrillators (AEDs) and Narcan (the opioid antidote Naloxone), necessary accessories, and related training/certification for the five Rural Libraries that receive County support. This would provide these Rural Libraries, which function as important hubs of community activity, with the life-saving equipment and training to respond to two kinds of medical emergencies.

According to the Tompkins County Department of Emergency Response, 451 emergency response calls in Tompkins County in 2017 were related to stroke, heart problems or cardiac arrest. Death from sudden cardiac arrest is preventable if a bystander quickly retrieves and applies an automated external defibrillator (AED).

The increased of abuse of opioid drugs has impacted rural areas, including small-town libraries. In 2016, the NY State Senate passed legislation (S.7860) that allows public libraries to maintain and administer opioid antidotes, such as Narcan, for the treatment of overdoses, provided that their personnel have been trained by a DOH-approved program.

In County buildings, Tompkins County has combined Narcan with its installed AED kits, and provided training for County personnel through a local provider that includes full training in CPR and AEDs as well as the administration of Narcan. This one-time OTR would cover the cost of providing the same AEDs, AED cabinets, manuals, supplies, and batteries, along with the applicable training for Rural Library staff. (The Libraries would cover the cost of staff wages during the training.)

		Account	Requested		Recommended	
7410	54400	PROGRAM EXPENSE	14,700	ONE-TIME	14,700	ONE-TIME
		Local Share	14,700		14,700	
	Rural Library Services Total		14,700		14,700	

Rural Library Services

Program Summary

Finger Lakes Library System

Type of Program DD

To expand and support library services for all residents of Tompkins County.

	2018		2019	
	County	Total	County	Total
Expenditures	17,500	2,028,773	17,850	2,048,747
Revenues	0	2,011,273	0	2,030,897
Net Local	17,500	17,500	17,850	17,850
FTE	14.58		14.71	

Groton Public Library

Type of Program DD

The Groton Public Library provides information access to all residents of Tompkins County.

	2018		2019	
	County	Total	County	Total
Expenditures	33,810	270,082	34,486	273,671
Revenues	0	236,272	0	239,861
Net Local	33,810	33,810	34,486	34,486
FTE	3.3		3.3	

Lansing Library

Type of Program DD

The mission of the Lansing Community Library is to maintain and improve the quality of life for the citizens of the Lansing community by providing access to information, cultural resources and opportunities for personal enrichment. The Lansing Community Library will provide informational, educational and recreational reading for users for all ages. The Lansing Community Library will provide expertise and current technology for equal access to high quality library services, materials, personnel and facilities. The Lansing Community Library will always seek to have a dynamic dialogue with the residents of this area to ensure that it is addressing community needs.

	2018		2019	
	County	Total	County	Total
Expenditures	33,810	201,680	34,486	203,910
Revenues	0	167,870	0	199,910
Net Local	33,810	33,810	34,486	34,486
FTE	2.5		2.5	

Newfield Public Library

Type of Program DD

Newfield Public Library provides equal access to a comprehensive collection of materials and services to meet the informational and recreational needs of the community.

	2018		2019	
	County	Total	County	Total
Expenditures	33,810	119,510	34,486	127,921
Revenues	0	85,700	0	94,111
Net Local	33,810	33,810	34,486	34,486
FTE	2.29		2.14	

Southworth Library (Dryden)

Type of Program DD

Our mission is to serve the greater Dryden area with free materials to read and view for educational and recreational use and as an informational resource. Our services are available to all, regardless of income level or educational background. We also provide additional services to help educate and assist our residents with their information needs, computer assistance, and are able to provide materials that they may be unable to retrieve for themselves through Interlibrary Services.

	2018		2019	
	County	Total	County	Total
Expenditures	33,810	190,108	34,486	199,946
Revenues	0	156,298	0	166,146
Net Local	33,810	33,810	34,486	34,486
FTE	3.07 FTE		3.07 FTE	

Ulysses Philomathic Library

Type of Program DD

The Ulysses Philomathic Library is an educational and cultural resource center which strives to meet the informational, creative and leisure needs of all community residents. To that end, the library will provide a broad collection of materials and access to a wide network of contemporary resources and media.

	2018		2019	
	County	Total	County	Total
Expenditures	33,810	280,105	34,486	309,118
Revenues	0	246,295	0	275,308
Net Local	33,810	32,691	34,486	34,486
FTE	3.5		3.5	

Soil & Water Conservation District

The mission of the Tompkins County Soil and Water Conservation District is to assist citizens and units of local government in making sound decisions concerning the management of soil, water, and related natural resources. The District is governed by a Board of Directors and is operated by six full-time staff members including a District Manager, Secretary/ Treasurer, Grazing Technician, Resource Conservation Specialist, Education Coordinator and a Conservation Technician. The District staff provides technical assistance to the residents of Tompkins County in the areas of soil, water, and other natural resource conservation issues.

Consolidated Budget

	2016 Actual	2017 Actual	2018 Modified	2019 Target	2019 Req OTR's	2019 Rec OTR's	2019 Total Rec
Expenditures							
Program Expense	243,317	237,383	352,131	246,974	0	0	246,974
Total Expenditures	243,317	237,383	352,131	246,974	0	0	246,974
Dept. Net Local	243,317	237,383	352,131	246,974	0	0	246,974

Soil & Water Conservation District

8730 SOIL & WATER CONSERVATION	2016 Actual	2017 Actual	2018 Modified	2019 Target	2019 Req OTR's	2019 Rec OTR's	2019 Total Rec
Expenditures							
Program Expense	243,317	237,383	352,131	246,974	0	0	246,974
Total Expenditures	243,317	237,383	352,131	246,974	0	0	246,974
Budgeting Unit Net Local	243,317	237,383	352,131	246,974	0	0	246,974

Soil & Water Conservation District

Program Summary

Administration/Operations

Type of Program DD

To provide administrative oversight over the entire Soil and Water Conservation District including program evaluation, program budgeting, grant/contract administration, invoicing and purchasing, employee oversight, and continued operational management.

	2018		2019	
	County	Total	County	Total
Expenditures	352,131	412,131	256,974	342,174
Revenues	0	60,000	0	95,200
Net Local	352,131	352,131	256,974	256,974
FTE	3.13		3.13	

Agricultural Environmental Management (AEM)

Type of Program DD

Farmers have long been regarded as the original stewards of the land because a farmï¿½s livelihood directly depends on the health and vitality of the soil and water resources. AEM is designed to help farmers further protect those and other important natural resources. By participating in AEM, farmers can document their environmental stewardship and contribute to a positive image of agriculture in their communities. If a potential environmental concern is identified through the AEM assessment process, farmers can take steps to plan for and then implement an appropriate course of action through the AEM approach.

	2018		2019	
	County	Total	County	Total
Expenditures	0	50,000	0	50,000
Revenues	0	50,000	0	60,000
Net Local	0	0	0	0
FTE	0.7		0.7	

Invasive Species - Hydrilla

Type of Program DD

To provide educational, monitoring, implementation and invasive species control in the Cayuga Inlet, Fall Creek, Sixmile Creek, and Cascadilla Creek to eradicate Hydrilla verticillata

	2018		2019	
	County	Total	County	Total
Expenditures	0	150,000	0	150,000
Revenues	0	150,000	0	150,000
Net Local	0	0	0	0
FTE	0.5		0.3	

Ag Value Assessment - Soil Group Worksheets

Type of Program MM

To provide services to the public for delineating soils on agricultural land for taxable value assessment through the NYS Agriculture and Markets established rates and analyzed by the Tompkins County Assessment Department for program eligibility.

	2018		2019	
	County	Total	County	Total
Expenditures	0	3,700	0	3,700
Revenues	0	4,000	0	4,000
Net Local	0	0	0	0
FTE	0.05		0.05	

Stormwater Technical Assistance Program

Type of Program MD

To provide the County and all the Town's with professional services related to the Stormwater Phase 2 and Construction Disturbance Permits regulated by the NYSDEC.

	2018		2019	
	County	Total	County	Total
Expenditures	0	14,000	0	14,000
Revenues	0	14,000	0	14,000
Net Local	0	0	0	0
FTE	0.175		0.175	

Water Quality Improvement in the Fingerlakes (part of

Type of Program DD

The Finger-Lakes Lake Ontario Watershed Protection Alliance (FLLOWPA) program is funded to Soil and Water Conservation Districts within the watersheds of Lake Ontario and the Finger Lakes (which Tompkins is part of) to implement water quality improvement programs in each member county region. The Tompkins County FLLOWPA program conducts water quality improvement projects related to Agricultural Best Management Practice Implementation, Stormwater Management, Water Quality Monitoring and Streambank Stabilization. This program is reviewed yearly by the Water Resources Council of Tompkins County to help set priorities for the program. The District also helps to offset some of its staff time through this funding source to shift it away from administrative expenses to the County.

	2018		2019	
	County	Total	County	Total
Expenditures	0	67,200	0	67,200
Revenues	0	67,200	0	67,200
Net Local	0	0	0	0
FTE	0.35		0.35	

Southern Tier Agricultural Industry Enhancement Program

Type of Program DD

To provide farmers with economic incentive, throughout the Southern Tier of New York (and specifically Tompkins County), to improve efficiency and environmental protection on their farms.

	2018		2019	
	County	Total	County	Total
Expenditures	0	1,000,000	0	0
Revenues	0	1,000,000	0	0
Net Local	0	0	0	0
FTE	.10			

Tompkins Community Action

Tompkins Community Action (TCAction) is a private, not-for-profit charitable organization that began in 1964 as a grassroots effort to improve the lives of low-income children, families, and individuals in Tompkins County. The agency assists over 5,000 individuals through implementation of 15 to 20 programs annually, tailored to the needs of an ever-changing community. The agency leverages federal, state, county & private funds to provide services that include: rental housing assistance, subsidized and supportive, permanent and transitional homeless housing; energy reduction measures; early childhood education; family development and advocacy services; and afterschool enrichment activities for middle school youth. Mission Statement: "Tompkins Community Action collaborates with individual and organizations to sustain and improve economic opportunity for families and individuals impacted directly or indirectly by poverty."

Consolidated Budget

	2016 Actual	2017 Actual	2018 Modified	2019 Target	2019 Req OTR's	2019 Rec OTR's	2019 Total Rec
Expenditures							
Professional Services	237,721	242,475	347,325	252,272	65,000	65,000	317,272
Total Expenditures	237,721	242,475	347,325	252,272	65,000	65,000	317,272
Revenues							
Total Revenues	0	0	0	0	0	0	0
Dept. Net Local	237,721	242,475	347,325	252,272	65,000	65,000	317,272

Tompkins Community Action

6307 TOMPKINS COMMUNITY ACTION	2016 Actual	2017 Actual	2018 Modified	2019 Target	2019 Req OTR's	2019 Rec OTR's	2019 Total Rec
Expenditures							
Professional Services	237,721	242,475	347,325	252,272	65,000	65,000	317,272
Total Expenditures	237,721	242,475	347,325	252,272	65,000	65,000	317,272
Revenues							
Total Revenues	0	0	0	0	0	0	0
Budgeting Unit Net Local	237,721	242,475	347,325	252,272	65,000	65,000	317,272

OTR # 39 **Priority** 1 **OTR Name** Training and Community Space - Amici House

Description One-time funding of $65,000 to purchase of signage, furnishings and small equipment for Amici House Training and Community space at 665 Spencer Road; a new Homeless Housing Supportive Services project. Amici House in addition to # 23 apartments will include a children's playroom, public bathrooms, professional training kitchen, community meeting room, staff offices, community partner office space and coordinated care meeting spaces. Funding will support life skills workshops, community collaborations, leadership training for young adults, parenting child development opportunities, family unification safe spaces and workforce food service training. Additionally, this space will provide for socializations and other special events for families, particularly with their children that will provide opportunities for building new relationships and expanding individual networks.

		Account	Requested		Recommended	
6307	54442	PROFESSIONAL SERVICES	65,000	ONE-TIME	65,000	ONE-TIME
		Local Share	65,000		65,000	
		Tompkins Community Action Total	65,000		65,000	

Tompkins Community Action

Program Summary

Amici House **Type of Program** DM

Create 23 units of Permanent Supportive Housing targeting individuals and families 18-25 years of age who are experiencing homelessness. TCAction Supportive Service staff; Housing Manager, Resident Partner, Resident Assistants, and Life Skills Trainer encourage adherence to the lease agreement as well as support goal planning activities and personalized skill building tailored to each residentï¿½s individual and family needs through an Individualized Service Plan. In addition, staff members provide support to promote self-sufficiency in areas such as life skills, financial literacy, job preparation and skill building, as well as, educational tutoring for High School Equivalency Exam preparation, child and family development and family reunification. The Resident Assistants provide a staff presence, monitor for lease compliance, and maintain the residence during non-traditional hours.
Linking baseline support services to Head Start/Early Head Start program services will provide safe, appropriate childcare, enhanced parenting skill development as well as support opportunities for young families to participate in training opportunities, obtain and maintain employment.

	2018		2019	
	County	Total	County	Total
Expenditures	0	491,935	82,217	574,144
Revenues	0	491,935	0	491,927
Net Local	0	0	82,217	82,217
FTE	5.0		5.0	

Assisted Home Performance with Energy Star

Type of Program DM

Assists income-eligible households (owners of single-family homes and owners of two-to-four unit residential buildings) to lower their energy bills and make their homes safer and more comfortable. Income-eligible households (less than 80% of Tompkins County median income) can qualify for a grant up to $5,000 to pay up to 50 percent of the of the energy efficiency improvements. Tompkins Community Action serves as a "constituency-based-organization (CBO) on behalf of NYSERDA for this program. CBOs are dedicated to helping homeowners access and participate in the Assisted Home Performance with Energy Star program. As as CBO, we help homeowners through the process of improving their home's energy efficiency so that they can save money and live more comfortably in their home.

Tompkins Community Action is proud to maintain our certification (renewed annually) as a "NY Home Performance with Energy Star Contractor" by NYSERDA. Our "Participating Contractor" status means that NYSERDA has established various best practices with which we are obligated to comply. These include: the use of state-of-the-art diagnostic tools and building science principles to cost-effectively reduce energy consumption, while simultaneously addressing health and safety issues pertaining to indoor air quality, ventilation, and moisture control; certification requirements for our employees through the Building Performance Institute (BPI); knowledge of advanced building science methods; and a commitment to ethical business practices. Our past performance as a "participating contractor" with NYSERDA is used as a basis for our request for annual application approval. The quality of our workmanship has been validated by NYSERDA's Quality Assurance/Quality Control Processes. Our continuing participation as a partner with NYSERDA assures that homeowners in Tompkins Country will receive the best, most up to date materials and expertise to improve the energy performance, durability, comfort and safety of their homes.

	2018		2019	
	County	Total	County	Total
Expenditures	0	78,250	0	80,597
Revenues	0	78,250	0	80,597
Net Local	0	0	0	0
FTE	1.5		1.5	

Chartwell House

Type of Program DM

To provide supportive services and safe, decent affordable housing for men in recovery from substance abuse who are experiencing homelessness.

	2018		2019	
	County	Total	County	Total
Expenditures	27,230	160,939	24,067	157,775
Revenues	0	133,709	0	133,708
Net Local	27,230	27,230	24,067	24,067
FTE	2		2	

Corn Street Apartments

Type of Program DM

To provide supportive services and safe, decent and affordable housing for young families experiencing homelessness.

	2018		2019	
	County	Total	County	Total
Expenditures	26,810	150,500	22,264	145,954
Revenues	0	123,690	0	123,690
Net Local	26,810	26,810	22,264	22,264
FTE	1.5		1.5	

Early Head Start

Type of Program DM

A federally funded program that enhances young children's physical, social, emotional and cognitive development from birth to three years of age and the enhancement of families as a child's first teacher. Additionally, program includes enrolling expectant families to support access to comprehensive health care and child development education prior to birth and during early months after birth supporting both the needs of the newborn and their families.

	2018		2019	
	County	Total	County	Total
Expenditures	69,721	1,585,491	69,874	1,630,247
Revenues	0	1,515,770	0	1,560,373
Net Local	69,721	69,721	69,874	69,874
FTE	23		28	

EmPower NY

Type of Program DM

The EmPower NY Program (a program of NYSERDA) focuses on cost-effective electricity reduction measures, lighting and refrigerator replacements, and other energy and cost-saving home performance strategies including insulation and air draft reduction processes. Homes with high heating costs are targeted. The Program serves both homeowners and renters (with the approval of the landlord). This is a free service for NYSEG and National Grid customers who meet the program's eligibility requirements: utility bills must be in owner's/tenant's name; the client must reside in a one to four unit building; and the client must be Home Energy Assistance Program (HEAP) or Weatherization Assistance Program eligible.

This is a popular program for low- and moderate-income Tompkins County residents. Given the important and extensive energy upgrades and savings that can enjoyed by the customer, there is a good deal of demand for this program. Our crew members hold multiple Building Performance Institute (BPI) certifications These include, Building Envelope Professional; Heat Professional; Building Analyst Professional; Quality Control Inspector; Manufactured Homes Professional; etc. which allows us to address and meet virtually all the building envelope needs a Tompkins County homeowner (renter) may face, based upon their free audit (if income eligible). Should the homeowner (or renter) be over income for this program, in most cases they are income eligible for the Green Jobs Green NY program that we also operate.

	2018		2019	
	County	Total	County	Total
Expenditures	0	85,400	0	88,118
Revenues	0	85,400	0	88,118
Net Local	0	0	0	0
FTE	2		2	

Family Home Library

Type of Program DD

Encourages and enhances early literacy through the monthly distribution of books and family literacy themed activities to expand home libraries as well as nuture family learning and involvement in language and reading development; as well as linking classroom learning to the home.

	2018		2019	
	County	Total	County	Total
Expenditures	0	15,000	0	15,000
Revenues	0	15,000	0	15,000
Net Local	0	0	0	0
FTE				

Head Start

Type of Program DM

A federally funded program that promotes school readiness by enhancing the social and cognitive development of children through the provision of educational, health, nutritional, social, and other services to enrolled children ages 3 to 5 years and their families

	2018		2019	
	County	Total	County	Total
Expenditures	56,712	2,069,832	51,316	2,116,086
Revenues	0	2,013,120	0	2,064,770
Net Local	56,712	56,712	51,316	51,316
FTE	52		52	

Housing Choice Voucher Program (Section 8)

Type of Program DM

To provide families and individuals with low incomes decent, safe and affordable housing.

	2018		2019	
	County	Total	County	Total
Expenditures	0	622,730	0	622,230
Revenues	0	622,730	0	622,230
Net Local	0	0	0	0
FTE	6.5		6.5	

Primary School Family Support Program

Type of Program DM

Provides support, resources, training opportunities and referrals to build strong school relationships for familes with children entering kindergarten through second grade.

	2018		2019	
	County	Total	County	Total
Expenditures	0	85,751	0	85,751
Revenues	0	85,751	0	85,751
Net Local	0	0	0	0
FTE	1.5		1.5	

TCAction Bldg - HVAC & Roof

Type of Program DD

	2018 County	2018 Total	2019 County	2019 Total
Expenditures	100,000	200,000	0	0
Revenues	0	100,000	0	0
Net Local	100,000	100,000	0	0
FTE				

TCAction Initiatives and Community Outreach

Type of Program DM

Connecting consumers to programs, services and community opportunities.

	2018 County	2018 Total	2019 County	2019 Total
Expenditures	7,618	169,406	6,594	189,616
Revenues	0	161,788	0	182,616
Net Local	7,618	7,618	6,594	6,594
FTE	2.5		3	

TCAction Food Pantry

Type of Program DM

To provide vulnerable households with nutritious food and personal care items.

	2018 County	2018 Total	2019 County	2019 Total
Expenditures	7,197	51,510	3,598	25,755
Revenues	0	44,313	0	22,157
Net Local	7,197	7,197	3,598	3,598
FTE	1		.5	

Weatherization Assistance Program

Type of Program DM

Since 1977, Tompkins Community Action's energy services programs have assisted low-income homeowners and renters to reduce energy expenses by making homes more efficient. Our objective is to improve the health, safety and energy efficiency of homes throughout Tompkins County by providing a formal, comprehensive, in-depth assessment of buildings and then addressing energy efficiency deficiencies.

Under the Weatherization Assistance Program, Tompkins Community Action installs energy savings measures for income eligible households including: insulation; heating systems and hot water tanks; inspecting the efficiency of appliances and providing information about cost-effective upgrades; reducing air infiltration; installing carbon monoxide and smoke detectors; and providing full home health and safety checks.

The Weatherization Program is available at no cost to income-qualified Tompkins County homeowners and renters. Landlords renting to households with low incomes must contribute an owner investment to participate.

	2018		2019	
	County	Total	County	Total
Expenditures	21,814	349,490	22,400	422,400
Revenues	0	327,676	0	400,000
Net Local	21,814	21,814	22,400	22,400
FTE	6		6	

Victory Garden

Type of Program DD

To provide fresh, nutritious food and to introduce and support home gardening for consumers.

	2018		2019	
	County	Total	County	Total
Expenditures	6,801	34,801	2,613	30,613
Revenues	0	28,000	0	28,000
Net Local	6,801	6,801	2,613	2,613
FTE	0.5		0.5	

Magnolia House

Type of Program DM

To provide safe, affordable, supportive housing to women with substance abuse disorders (and their children) who are experiencing homelessness.

	2018		2019	
	County	Total	County	Total
Expenditures	23,422	203,032	32,329	211,939
Revenues	0	179,610	0	179,610
Net Local	23,422	23,422	32,329	32,329
FTE	2.5		2	

Solutions to End Homelessness Program (STEHP)

Type of Program DM

To provide financial assistance and supportive services to help households stabilize their housing and prevent eviction. This program is for those who are imminently at risk of homelessness or to rapidly rehouse those who are in the shelter system.

	2018		2019	
	County	Total	County	Total
Expenditures	0	155,522	0	189,707
Revenues	0	155,522	0	189,707
Net Local	0	0	0	0
FTE	.5		1	

Tenant Based Rental Assistance

Type of Program DM

Our objective is to serve individuals and families with 30% AMI or less who chronically experience homelessness and are very hard to house (lack of references, difficult rental histories), to identify appropriate housing options, provide security deposits and ongoing rental assistance while providing intensive case management services.

	2018		2019	
	County	Total	County	Total
Expenditures	0	200,000	0	200,000
Revenues	0	200,000	0	200,000
Net Local	0	0	0	0
FTE	0.5		0.5	

Tompkins Consolidated Area Transit

Tompkins Consolidated Area Transit (TCAT) is a joint venture of Cornell University, the City of Ithaca, and Tompkins County to provide public transit service to Tompkins County and a portion of Tioga County. The program also supports Gadabout transportation services to senior citizens and disabled persons and para-transit service in compliance with the Americans with Disabilities Act.

Consolidated Budget

	2016 Actual	2017 Actual	2018 Modified	2019 Target	2019 Req OTR's	2019 Rec OTR's	2019 Total Rec
Expenditures							
Contrib to SP Agencies	8,468,671	10,393,626	9,190,843	9,190,843	0	0	9,190,843
Total Expenditures	8,468,671	10,393,626	9,190,843	9,190,843	0	0	9,190,843
Revenues							
Federal Aid	873,162	1,444,550	1,561,433	1,561,433	0	0	1,561,433
State Aid	5,493,740	6,620,106	5,595,888	5,595,888	0	0	5,595,888
Local Revenues	1,465,127	1,558,105	1,164,000	1,164,000	0	0	1,164,000
Total Revenues	7,832,029	9,622,761	8,321,321	8,321,321	0	0	8,321,321
Dept. Net Local	636,642	770,865	869,522	869,522	0	0	869,522

Tompkins Consolidated Area Transit

5630 TRANSPORTATION SERVICES	2016 Actual	2017 Actual	2018 Modified	2019 Target	2019 Req OTR's	2019 Rec OTR's	2019 Total Rec
Expenditures							
Contrib to SP Agencies	8,468,671	10,393,626	9,190,843	9,190,843	0	0	9,190,843
Total Expenditures	8,468,671	10,393,626	9,190,843	9,190,843	0	0	9,190,843
Revenues							
Federal Aid	873,162	1,444,550	1,561,433	1,561,433	0	0	1,561,433
State Aid	5,493,740	6,620,106	5,595,888	5,595,888	0	0	5,595,888
Local Revenues	1,465,127	1,558,105	1,164,000	1,164,000	0	0	1,164,000
Total Revenues	7,832,029	9,622,761	8,321,321	8,321,321	0	0	8,321,321
Budgeting Unit Net Local	636,642	770,865	869,522	869,522	0	0	869,522

Tompkins Cortland Community College

Tompkins Cortland Community College is part of the State University of New York (SUNY) system, and is accredited by the New York State Education Department and the Middle States Association. The curriculum prepares students for careers that include business administration, accounting, hotel and restaurant management, sport management, computer forensics, engineering science, communications, electronics, and computer information systems. Many of the 34-degree programs prepare students for transfer to a four-year college or university. TC3 is primarily supported by tuition, New York State operating assistance, and support from its local sponsors, Tompkins and Cortland counties.

Consolidated Budget

	2016 Actual	2017 Actual	2018 Modified	2019			
				Target	Req OTR's	Rec OTR's	Total Rec
Expenditures							
Contrib to SP Agencies	2,929,730	3,105,937	2,976,233	2,976,233	0	0	2,976,233
Total Expenditures	2,929,730	3,105,937	2,976,233	2,976,233	0	0	2,976,233
Dept. Net Local	2,929,730	3,105,937	2,976,233	2,976,233	0	0	2,976,233

Tompkins Cortland Community College

2495 TOMP. CORT. COMM. COLLEGE	2016 Actual	2017 Actual	2018 Modified	2019 Target	2019 Req OTR's	2019 Rec OTR's	2019 Total Rec
Expenditures							
Contrib to SP Agencies	2,929,730	3,105,937	2,976,233	2,976,233	0	0	2,976,233
Total Expenditures	2,929,730	3,105,937	2,976,233	2,976,233	0	0	2,976,233
Budgeting Unit Net Local	2,929,730	3,105,937	2,976,233	2,976,233	0	0	2,976,233

Tompkins County Area Development

Tompkins County Aread Development (TCAD) is the county's economic development agency. TCAD's core objective is to retain, create and attract quality employment opportunities for local residents as well as to strengthen the local tax base. TCAD helps existing businesses to expand, helps entrepreneurs start new businesses, and attracts business development and enhances the general quality of life and the building of a healthy, sustainable economy. This includes airport service, workforce development, housing, sewer, and water infrastructure, and technical support to businesses and municipalities.

Consolidated Budget

	2016 Actual	2017 Actual	2018 Modified	2019 Target	2019 Req OTR's	2019 Rec OTR's	2019 Total Rec
Expenditures							
Contrib to SP Agencies	231,400	238,300	245,500	250,410	0	0	250,410
Total Expenditures	231,400	238,300	245,500	250,410	0	0	250,410
Revenues							
Local Revenues	125,000	200,000	205,000	187,808	0	0	187,808
Total Revenues	125,000	200,000	205,000	187,808	0	0	187,808
Dept. Net Local	106,400	38,300	40,500	62,602	0	0	62,602

Tompkins County Area Development

6420 TC AREA DEVELOPMENT	2016 Actual	2017 Actual	2018 Modified	2019 Target	2019 Req OTR's	2019 Rec OTR's	2019 Total Rec
Expenditures							
Contrib to SP Agencies	231,400	238,300	245,500	250,410	0	0	250,410
Total Expenditures	231,400	238,300	245,500	250,410	0	0	250,410
Revenues							
Local Revenues	125,000	200,000	205,000	187,808	0	0	187,808
Total Revenues	125,000	200,000	205,000	187,808	0	0	187,808
Budgeting Unit Net Local	106,400	38,300	40,500	62,602	0	0	62,602

Tompkins County Area Development

Program Summary

Tompkins County Area Development, Inc. **Type of Program** DD

Mission: TCAD is dedicated to building a thriving and sustainable economy that improves the quality of life in Tompkins County by fostering the growth of business and employment.

Vision: A flourishing economy with exciting, innovative firms that inspire and attract a talented workforce.

	2018		2019	
	County	Total	County	Total
Expenditures	245,500	890,000	250,410	1,070,000
Revenues	205,000	644,515	187,808	819,590
Net Local	40,500	245,485	62,602	250,410
FTE	5		5	

Tompkins County Public Library

The Tompkins County Public Library is a community anchor and essential service, ensuring free and equal access to reading, technology, information resources, and programs that foster literacy, cultural appreciation, and personal growth and community connections. The Library serves community residents at each stage of their lives and is a place where people can experience the joy of reading and learning, the power of information and the strength of community connections. TCPL contributes to the economic, cultural and educational well-being of the county by providing free and equal access to materials holdings of over 225,000. The library provides resources for job seekers (creating email accounts, accessing employment resources, resume software and online applications), and supports adult literacy, English as a second language (ES) and an extensive world languages collection. Tompkins County's youngest residents receive access to early literacy programs, with babies being eligible for their own library cards. Early learning computers provide an introduction to reading, phonics, math, science and music, and programs such Baby and Toddler Storytime provide opportunities for children to develop an early love of literacy and learning. TCPL serves as the primary resource for a large homeschool population. With the expected opening of a new Teen Center in the fall of 2017, teens will receive a well-equipped, safe space for homework assistance, STEAM activities and specialized programming. With the addition of a new computer classroom and Makerspace, TCPL will offer the opportunity to attend instruction classes for library resources as well as those offered by collaborating organizations. Community members rely on the library for assistance with accessing and navigating e-government resources. For many County residents, TCPL is the only place for access to the internet and computer services. TCPL provides free test proctoring for those seeking job advancement and degree completion. This service has seen more than a 75% increase in use in the last year. We collaborate with dozens of organizations and county agencies to present programs on important educational and social issues, provide space for meetings and a safe and welcoming facility to all. In addition to the main library in downtown Ithaca, TCPL serves as the Central Library of the Finger Lakes Library System, supporting libraries in the five counties served by the system including the Tompkins County rural libraries, and directly supports community libraries in Danby and Caroline.

Consolidated Budget

	2016 Actual	2017 Actual	2018 Modified	2019 Target	2019 Req OTR's	2019 Rec OTR's	2019 Total Rec
Expenditures							
Contrib to SP Agencies	3,233,201	3,403,415	3,559,359	3,583,626	75,125	75,125	3,658,751
Total Expenditures	3,233,201	3,403,415	3,559,359	3,583,626	75,125	75,125	3,658,751
Revenues							
Total Revenues	0	0	0	0	0	0	0
Dept. Net Local	3,233,201	3,403,415	3,559,359	3,583,626	75,125	75,125	3,658,751

Tompkins County Public Library

7411 PUBLIC LIBRARY	2016 Actual	2017 Actual	2018 Modified	2019 Target	2019 Req OTR's	2019 Rec OTR's	2019 Total Rec
Expenditures							
Contrib to SP Agencies	3,233,201	3,403,415	3,559,359	3,583,626	75,125	75,125	3,658,751
Total Expenditures	3,233,201	3,403,415	3,559,359	3,583,626	75,125	75,125	3,658,751
Revenues							
Total Revenues	0	0	0	0	0	0	0
Budgeting Unit Net Local	3,233,201	3,403,415	3,559,359	3,583,626	75,125	75,125	3,658,751

OTR # 9 **Priority** 1 **OTR Name** Meeting Library Priorities

Description NOTE: County Administrator recommends this OTR with the condition that the County Administrator will join the Library's negotiating team for future labor negotiations.
TCPL requests $25,000 in permanent, ongoing funding in order to meet contractual obligations and projected health insurance increases. To improve efficiencies, TCPL restructured after a resignation which allowed us to promote a clerk and a page to align their skill and talents with our outreach priorities and patron demand. There was an added benefit to the library of improving program and service awareness through shifting resources to those areas.

		Account	Requested		Recommended	
7411	54400	PROGRAM EXPENSE	25,000	TARGET	25,000	TARGET
		Local Share	25,000		25,000	

OTR # 48 **Priority** 2 **OTR Name** Transition to 5yr Computer Replacement Cycle

Description This OTR asks for $10,125 in Target funding for the transition to and implementation of an ongoing 5-year replacement cycle for the Library's computers.

In order to smooth out the cost spikes that occur when replacing the whole Library's whole computer fleet at once, we will begin an incremental replacement cycle that will instead replace a portion of our computers each year. This will spread the cost of computer fleet replacement more sustainably over a 5 year period, while ensuring that none of our computers is older than 5 years.

		Account	Requested		Recommended	
7411	54400	PROGRAM EXPENSE	10,125	TARGET	10,125	TARGET
		Local Share	10,125		10,125	

OTR # 10 **Priority** 3 **OTR Name** Pilot Project - Removing barriers to access

Description TCPL requests $40,000 to reach patrons that cannot easily access the library and honor patron requests for improved library service. TCPL hopes to offer book delivery to unserved patrons in senior housing, assisted living, nursing home, and other facilities and drive-up book drop access at locations throughout the county. This pilot initiative will provide initial outcome data for a collaborative bookmobile project with the six public libraries in Tompkins County. Currently, we have requested $10,000 in corporate support; the Foundation has pledged $7500; and the library will provide in-kind selection and processing support.

		Account	Requested		Recommended	
7411	54400	PROGRAM EXPENSE	40,000	ONE-TIME	40,000	ONE-TIME
		Local Share	40,000		40,000	

Tompkins County Public Library Total	75,125	75,125

Tompkins County Public Library

Program Summary

Tompkins County Public Library **Type of Program** DM

Tompkins County Public Library is a community anchor and essential service, ensuring free and equal access to reading, technology, information resources, and programs that foster literacy, cultural appreciation, personal growth and community connections. The Library serves community residents at each stage of their lives and is a place where people can experience the joy of reading and learning, the power of information and the strength of community connections.

	2018		2019	
	County	Total	County	Total
Expenditures	3,559,359	4,291,471	3,658,751	4,431,841
Revenues	0	732,112	0	773,090
Net Local	3,559,359	3,559,359	3,658,751	3,658,751
FTE	41.79		43.53	

Tompkins County 2018/2019 Schedule for Fees

Department Type, Fee Type and Fee	2018	2019	Notes
Airport			
Airline			
Apron Fees - Parking Fee for Aircraft	0.76	0.79	(Rate x Landed Weight)
Landing Fee for Aircraft	6.14	5.48	Rate x Landed Weight
Airline Rental Rates			
Type 1 (Ticket Counter/ Holdrooms)	120.90	125.44	/ft
Type 2 (Bag Claim)	108.81	112.90	/ft
Type 3 (Bag Make-Up, Operations)	84.63	87.81	/ft
Type 4 (Tug Drives)	30.22	31.36	/ft
Auto			
Avis - Each year Monthly Minimum increases or 10% of Gross	7500.00	7500.00	/month (1/1-3/31/18)
Hertz - Monthly Min or 10% of Gross	3500.00	3500	Min or 10% of Gross
Hertz & Avis - Car Wash	284.98	285.25	x CPI%
Hertz & Avis - Counter	795.04	810.94	/month
Avis - Each year Monthly Minimum increases or 10% of Gross	11500.00	11500.00	/month (4/1-12/31/18)
Ithaca Dispatch - Rental Rate	0.00	0	
Ground Transporation/Cabs - Commission (Enplanement x rate x %)	0.13	NaN	Different Process began in 2018 - Geo Fence & Short Term Parking Lot
County T-Hangars			
Large (Monthly)	332.61	332.93	x CPI%
Small (Monthly)	274.40	274.66	x CPI%
EHFC			
EHFC (Monthly - purchased Innovative Dynamics Hangar)	391.53	391.91	xCPI%
EHFC (Monthly)	1100.43	1101.51	x CPI%
ID Badges			
Badge Renewal	10.00	10.00	
New Badge	20.00	20	/badge
Replacement if orgininal badge is lost	20.00	20	
Miscellaneous			
Communique	50.00	50%	% Gross Revenue
Parking			
Long-term	0.00	0	First 30 Minutes
Long-term	1.25	2.00	31-60 Minutes
Long-term	2.25	3.00	61 Minutes - 2 Hours
Long-term	4.00	4.00	2-3 Hours
Long-term	5.25	5.00	3-4 Hours
Long-term	5.75	6.00	4-5 Hours
Long-term	6.00	7.00	5-24 Hours
Long-term	30.00	35.00	Weekly
Short-term	0.00	0	First 30 Minutes
Short-term	1.25	2.00	31-60 Minutes

Tompkins County 2018/2019 Schedule for Fees

Department Type, Fee Type and Fee	2018	2019	Notes
Short-term	2.25	3.00	61 Minutes - 2 Hours
Short-term	4.00	5.00	2-3 Hours
Short-term	5.25	7.00	3-4 Hours
Short-term	6.50	8.00	4-5 Hours
Short-term	8.00	9.00	5-24 Hours
Short-term	40.00	45.00	Weekly
Taughannock			
Monthly Rental	5159.75	5164.81	each
Per gallon fuel sales fee	0.06	0.06	each
Aircraft Landing Fee	0.00	0	Based on Aircraft Landing Weight
Terminal Cleaning			
Monthly Office Rental	300.00	300	each
Assessment Department			
Fees			
CD Copy of Tax Maps	0.00	0.00	
Copies	0.25	0.25	
Custom Reports/Maps	100.00	100.00	per hour
Imagemate Online Site License	400.00	400.00	
Imagemate Online User	90.00	90.00	
Memorandum of Apportionment	30.00	30.00	
Print Tax Bills for Towns/Villages	0.25	0.25	per bill
Printed Copy of Individual Tax Maps (Black and White)	2.00	2.00	
Printed Copy of Individual Tax Maps (Color)	4.00	4.00	
Printed Copy of Tax Maps	600.00	600.00	
Mapping Fee			
Subdivision Mapping Fee: 1-3 parcels	25.00	25.00	1-3 parcels
Subdivision Mapping Fee: 4-9 parcels	50.00	50.00	4-9 parcels
Subdivision Mapping Fee: more then 9 parcels	100.00	100.00	more than 9 parcels
Board of Elections			
Fees			
CD - Customized	10.00	10.00	add $5 for flash drive
CD - Export	5.00	5.00	add $5 for flash drive
CD - Super	20.00	20.00	add $5 for flash drive
Copies of Lists	0.15	0.15	per page
Copies of Petitions	0.25	0.25	per page
Copies of Records	0.25	0.25	per page
Labels	10.00	10.00	plus $.015 per label
Pollbooks	30.00	30.00	
County Administration			
Fees			
FOIL Requests	0.25	0.25	per page (not to exceed)
County Clerk			

Tompkins County 2018/2019 Schedule for Fees

Department Type, Fee Type and Fee	2018	2019	Notes
Business Certificates			
Amend	25.00	25.00	
Discontinue	0.00	0.00	
Filing Fee	25.00	25.00	
Civil & Matrimonial Actions			
Certificate of Dissolution	5.00	5.00	
Foreclosure Index Numbers	400.00	400.00	
Index Numbers for Actions or Proceedings	210.00	210.00	
Motion or Cross-Motion	45.00	45.00	
Notice of Appeal	65.00	65.00	
Request for Judicial Intervention	95.00	95.00	
Separation Agreement	5.00	5.00	
Stipulation of Settlement/Discontinuance	35.00	35.00	
Trial Note of Issue w/ Jury (additional)	65.00	65.00	
Trial Note of Issue w/o Jury	30.00	30.00	
Copies			
Exemplified	15.00	15.00	
Oversized Map Copy - 11x17	5.00	5.00	
Oversized Map Copy - 18x24	10.00	10.00	
Oversized Map Copy - 24x36	15.00	15.00	
Per Page	0.65	0.65	
Printed Case on Appeal (maximum)	30.00	30.00	
Printed Case on Appeal (minimum)	4.00	4.00	
To Certify	5.00	5.00	
Judgments			
File Transcript	10.00	10.00	
Income Execution (must previously obtain form)	5.00	5.00	
Issue Transcript / Certificate of Disposition	5.00	5.00	
Property Execution	5.00	5.00	
To File Satisfaction / Certificate of Disposition	0.00	0.00	
Liens			
Affidavits of Service (for Mechanics Lien)	5.00	5.00	
Building Loan Agreement	25.00	25.00	
Extension of a Mechanics Lien	0.00	0.00	
Mechanics Lien	15.00	15.00	
Notice of Lending	15.00	15.00	
Motor Vehicle			
Civil Penalty Fee - 31-60 Days	10.00	10.00	a day
Civil Penalty Fee - 61-90	12.00	12.00	a day
Civil Penalty Fee - Commercial Skills Test	40.00	40.00	
Civil Penalty Fee - Re-Application	100.00	100.00	
Civil Penalty Fee - Re-Installment	25.00	25.00	
Civil Penalty Fee - Up to 30 days	8.00	8.00	a day
Compliance Transaction - Co-term Permit Renewal	64.50	64.50	

Department Type, Fee Type and Fee	2018	2019	Notes
Compliance Transaction - Co-terminus Permit Original	102.50	102.50	
Compliance Transaction - DDP Entrollment (CL) Fee	75.00	75.00	
Compliance Transaction - DMV Abstracts	10.00	10.00	
Compliance Transaction - Intransit Permit	12.50	12.50	
Compliance Transaction - Lic Amendement	5.00	5.00	
Compliance Transaction - Lic Duplicate	17.50	17.50	
Compliance Transaction - Lic Original	55.00	55.00	
Compliance Transaction - Lic Original/Renewal	64.50	64.50	
Compliance Transaction - Non-Driver Original	6.50	6.50	
Fees - Abstracts with Renewals	10.00	10.00	
Fees - CDL Core Test Permit/No Permit	10.00	10.00	
Fees - CDL Endorsement Permit/No Permit	5.00	5.00	
Fees - CDL Permit Original	22.50	22.50	
Fees - Suspension Fee - 0 Tolerance	100.00	100.00	
Fees - Suspension Termination Fee	50.00	50.00	
Fees - Title Duplicate	20.00	20.00	
Fees - Title Only Receipts	50.00	50.00	
Fees - Title Only Receipts with Lien	55.00	55.00	
Fees - Zero Tolerance/Civil Penalty	100.00	100.00	
Fees - Zero Tolerance/Civil Penalty/Re App	100.00	100.00	
No Fee Skills Test - Non Coterm Permit Original	23.50	23.50	
No Fee Skills Test - Non Coterm Permit Renewal	23.50	23.50	
No Fee Skills Test - Permit Amendment	12.50	12.50	
No Fee Skills Test - Permit Duplicate	17.50	17.50	
Re-Application Fee - Reg. Activity depending on the vehicle	10.00	10.00	
Re-Application Fee - Reg. ATV	12.50	12.50	
Re-Application Fee - Reg. Boat	26.25	26.25	
Re-Application Fee - Reg. Duplicate	3.00	3.00	
Re-Application Fee - Reg. Motorcycle	17.50	17.50	
Re-Application Fee - Reg. Original depending on weight/class	26.00	26.00	
Re-Application Fee - Reg. Snowmobile	45.00	45.00	
Re-Application Fee - Sales tax (retention per vehicle)	0.50	0.50	
Re-Application Fee - Special Registration (added to Reg. Fee depending upon type of plate)	18.05	18.05	
Re-Application Fee - Surrender Receipts/Duplicate	1.00	1.00	
Notice of Attachment of Real Property			
File & Record ? in addition to Index Number	35.00	35.00	
Noting each cross reference (the first is free)	0.50	0.50	
Passports			
Ages 16 and over (Book)	110.00	110.00	
Ages 16 and over (Card)	30.00	30.00	
Execution Fee (retained by County Clerk)	25.00	25.00	
Expediting Fee (additional)	60.00	60.00	
Photos	8.00	8.00	

Department Type, Fee Type and Fee	2018	2019	Notes
Under 16 (Book)	80.00	80.00	
Under 16 (Card)	15.00	15.00	
Recording Fees			
Assignments - Each Additional Mortgage	5.50	5.50	
Assignments - Each Additional Page	5.00	5.00	
Assignments - First Page	50.00	50.00	
Assignments - Notation for First Mortgage	0.50	0.50	
Copies	5.00	5.00	
Deed - Each Additional Page	5.00	5.00	
Deed - First Page	50.00	50.00	
Deed - Notations	0.50	0.50	
Deed - RP-5217 (if 7A, 7B, 7E or BOTH 7G & 8 are checked)	125.00	125.00	
Deed - RP-5217 (if any other box is checked)	250.00	250.00	
Deed - TP-584	5.00	5.00	
Deed - Transfer Tax	6.00	6.00	per 1000
Discharges - Additional Mortgage with no new money	0.50	0.50	
Discharges - Each Additional Mortgage with new money	0.00	0	double the fee of the first
Discharges - Each Additional Page	5.00	5.00	
Discharges - First Page	50.00	50.00	
Discharges - Notation for First Mortgage	0.50	0.50	
Maps	10.00	10.00	
Miscellaneous - Each Additional Page	5.00	5.00	
Miscellaneous - First Page	50.00	50.00	
Miscellaneous - Notations (for each one listed)	0.50	0.50	
Mortgage - Affidavit of Exemptions	5.00	5.00	
Mortgage - Each Additional Page	5.00	5.00	
Mortgage - First Page	50.00	50.00	
Mortgage - Mortgage Tax (Additional)	0.25	0.25	per 100
Mortgage - Mortgage Tax (Basic)	0.50	0.50	per 100
Mortgage - Mortgage Tax (Special)	0.25	0.25	per 100
Mortgage - Notations	0.50	0.50	
UCC-1, UCC-3	40.00	40.00	
UCC-11	25.00	25.00	
Searches			
Each Record (per name - every 2 years or portion thereof)	5.00	5.00	
County Office for the Aging			
PERS Billing			
Married Subscriber, Household income $0-1400/month	0.00	0	monthly fee
Married Subscriber, Household income $1401-1800/month	15.00	15	monthly fee
Married Subscriber, Household income $1801+/month	25.00	25	monthly fee
Single Subscriber, Household income $0-1,000/month	0.00	0	monthly fee
Single Subscriber, Household income $1001-1400/month	15.00	15	monthly fee
Single Subscriber, Household income $1401+/month	25.00	25	monthly fee

Tompkins County 2018/2019 Schedule for Fees

Department Type, Fee Type and Fee	2018	2019	Notes
Emergency Response Department			
Charges			
911 Surcharge - Wireless	0.30	0.30	per phone
911 Surcharge - Wireline	1.00	1.00	per line
Finance Department			
Fees			
Advertising Fee for Delinquent Taxes	10.00	10.00	
Copies	1.00	1.00	
Filing fee for November 1 listing of delinquent taxes	5.00	5.00	
Mailing Notice for Ithaca City School District Delinquent Taxes	1.00	1.00	
Tax Search Fee	30.00	30.00	
Title Search Fee for Foreclosure Properties	150.00	150.00	
Health Department			
Division for Community Health			
Diabetes Prevention Program	300.00	300.00	Sliding Fee scale available
Lead Screening	0.00	0.00	TBD - charge is pending contract pricing; sliding fee scale available
Nursing Per hour Administrative Charge	0.00	0	To be set after cost report completion
Tuberculosis Screening (PPD/Mantoux)	35.00	37.18	sliding fee scale available
Vaccinations (Hepatitis B)	74.00	83.15	charge may adjust pending vaccine cost; sliding fee scale available
Vaccinations (Influenza)	35.00	35.00	charge may adjust pending vaccine cost; sliding fee scale available
Vaccinations (Measles, Mumps, Rubella (MMR))	100.00	108.60	charge may adjust pending vaccine cost; sliding fee scale available
Vaccinations (Pneumococcal)	0.00	0	No longer being offered
Vaccinations (Rabies Post Exposure)	277.05	300.00	charge may adjust pending vaccine cost
Vaccinations (Tetanus/Diptheria (Td))	60.00	71.39	charge may adjust pending vaccine cost; sliding fee scale available
Vaccinations (Tetanus/Diptheria/Pertussis (Tdap))	70.00	72.23	charge may adjust pending vaccine cost; sliding fee scale available
Vaccinations (Vaccine Administration Fee Adult, set by Federal Government)	40.00	40.00	sliding fee scale available
Vaccinations (Vaccine for Children Administration Fee, set by Federal gov't)	25.10	25.10	sliding fee scale available

Department Type, Fee Type and Fee	2018	2019	Notes
Vaccinations (Zostavax)	0.00	0	not offered
Environmental Health - On-Site Wastewater Treatment			
Construction Permit Application - Application Renewal/Transfer	80.00	80.00	Application may be renewed 1x prior to expiration; Application transfer prior to expiration
Construction Permit - New Construction/Conversion	425.00	425.00	
Construction Permit - Replacement	335.00	335.00	
Construction Permit - Transfer/Renewal	80.00	80.00	Permit may be renewed 1x prior to expiration; Permit transfer prior to expiration
Construction Permit - Septic Tank Replacement	105.00	105.00	
Plan Review - 0-499 GPD Design Rate	210.00	210.00	
Plan Review - 1,000-1,999 GPD	375.00	375.00	
Plan Review - 2,000+ GPD	600.00	600.00	
Plan Review - 500-999 GPD	260.00	260.00	
Environmental Health - On-Site Wastewater Treatment			
Construction Permit - New Construction w/Engineer Plans; no site evaluation	325.00	325.00	
Construction Permit - Replacement System w/Engineer Plans; no Site Evaluation	235.00	235.00	
Holding Tank Permit Renewal	0.00	50.00	
Holding Tank Plan Review & Initial Permit	0.00	160.00	
Environmental Health - Operating Permit and Plan Review			
Temporary Food Service Establishments - Complex Menu, 1 day or multiple days; Single event	150.00	150.00	
Temporary Food Service Establishments - Simple Menu, 1 day event	65.00	65.00	
Temporary Food Service Establishments - Simple Menu, multiple, consecutive or non-consecutive days (up to 8 days in 120 days)	100.00	100.00	
Temporary Permit Late Fees - Rush processing (Received 3 days or less before event)	50.00	50.00	
Environmental Health - Operating Permit and Plan Review			
Agricultural Fairground Operation Permit	360.00	400.00	
Campground Plan Review	200.00	200.00	
Children's Camp Operating Permit	200.00	200.00	
Food Service Establishment Operating Permit (Additional Mobile)	85.00	85.00	
Food Service Establishment Operating Permit (High Risk)	400.00	430.00	
Food Service Establishment Operating Permit (Low Risk)	235.00	235.00	
Food Service Establishment Operating Permit (Medium Risk)	375.00	375.00	
Food Service Establishments Plan Review (High Risk)	210.00	210.00	
Food Service Establishments Plan Review (Low Risk)	150.00	150.00	
Food Service Establishments Plan Review (Medium Risk)	210.00	210.00	
Food Service Establishments Plan Review (Push Cart)	100.00	100.00	

Department Type, Fee Type and Fee	2018	2019	Notes
Mass Gathering Operating Permit (Existing event)	1650.00	1650.00	Plus $80 per staff/hr for incident response, if needed
Mass Gathering Operating Permit (New event per day)	4100.00	4100.00	Plus $80 per staff/hr for incident response, if needed
Mass Gathering Plan Review (Existing events)	2250.00	2250.00	
Mass Gathering Plan Review (New event)	6100.00	6100.00	
Mobile Home Park Operating Permit	150.00	150.00	plus $3.50 per unit/lot
Mobile Home Park Plan Review	460.00	460.00	plus $30 per unit/lot
Recreational Aquatic Facility Operating Permit - Slide and Wave Pool/Spray Park/Other Aquatic Facility	360.00	360.00	
Recreational Aquatic Facility Operating Permit - Swimming Pool/Bathing Beach	335.00	335.00	
Recreational Aquatic Facility Plan Review - Over 5,000 Sq.Ft.	770.00	770.00	
Recreational Aquatic Facility Plan Review - Up to 5,000 Sq.Ft.	360.00	360.00	
Temporary Residence/Campground Operating Permit	140.00	140.00	plus $2.25 per unit/site
Environmental Health - Operating Permit and Plan Review			
Temporary Residence Operating Permit	150.00	150.00	plus $3.50 per unit/site
Environmental Health - Other Fees			
Temporary Permit Late Fees - Expedited processing (Received less than 2 weeks, more than 3 days)	25.00	25.00	
Environmental Health - Other Fees			
Copies	0.25	0.25	
Duplicate Rabies Certificates	10.00	10.00	multiple certificates per occurrence
Electronic Copies of Oversized Files (each additional 10 pages)	10.00	10.00	
Electronic Copies of Oversized Files (up to 10 pages)	20.00	20.00	
Environmental Impact Statement Review	0.00	0	(Where Tompkins County is lead agency, fee assessed as allowed by 6NYCRR 617.7)
Late Application Fee	50.00	50.00	
Refund Requests (within 6 months of receipt)	25.00	25.00	
Sanitary Codes	1.00	1.00	
Waiver/Variance Request	75.00	75.00	Requiring Board of Health action
Environmental Health - Other Fees			
Late Application/Expedited Permit 3 days or less	0.00	100.00	
Waiver from NYS Appendix 75-A (OWTS)	0.00	75.00	Unless due to TCHD referral
Environmental Health - Other Plan Review			
Collector Sewer, 6" and larger <5,000'	150.00	150.00	
Collector Sewer, 6" and larger >5,000'	250.00	250.00	
Environmental Health - Other Plan Review			

Department Type, Fee Type and Fee	2018	2019	Notes
Other Engineering Review	160.00	160.00	may be waived at TCHD discretion
Environmental Health - Realty Subdivisions			
Preliminary Development Review	400.00	400.00	Where soil testing is required. (Preliminary development fees are applied to the Realty Subdivision fee upon full plan submittal when submitted within 12 months)
Realty Subdivision Approval Renewal	200.00	200.00	
Realty Subdivision Development Review	800.00	800.00	
Realty Subdivision Development Review - per lot NYS filing fee	12.50	12.50	
Realty Subdivision Development Review - add per lot with individual OWTS	55.00	55.00	
Realty Subdivision Development Review - add per lot with individual water	35.00	35.00	
Environmental Health - Water System Operating and Plan			
Construction Permit and Plan Review - Community Water System	450.00	450.00	
Construction Permit and Plan Review - Cross-Connection Control	160.00	160.00	plus $50/device
Construction Permit and Plan Review - Distribution Water Main - 6" or larger <5,000'	300.00	300.00	
Construction Permit and Plan Review - Distribution Water Main - 6" or larger >5,000'	400.00	400.00	
Construction Permit and Plan Review - Non-Community Water System	210.00	210.00	
Construction Permit and Plan Review - Other Water System Modification	160.00	160.00	
Construction Permit and Plan Review - Water Storage Tank > 500,000 gal	230.00	230.00	
Operating - Bottled/Bulk Haulers, Ice Plants	360.00	360.00	
Operating - Community Water System (Groundwater)	200.00	200.00	
Operating - Community Water System (Surface Water)	1800.00	1800.00	
Operating - Non-Community Water System	105.00	105.00	
Vital Records			
Certified Copies, Birth and Death Certificates	30.00	30.00	First copy; subsequent copies on same visit/same record $15.00 each
Highway Department			
Fees			
Annual Maintenance	750.00	750.00	per year
Contractor U/G Installations (Excavation)(in travelway)	75.00	75.00	per permit
Contractor U/G Installations(out of travelway)	25.00	25.00	plus $2 per foot, per permit
Divisible Hauling	25.00	25.00	per permit
Divisible Load Weight	10.00	10.00	per permit
Driveway Culvert	100.00	100.00	per permit

Department Type, Fee Type and Fee	2018	2019	Notes
Driveway or Roadway - Commercial Entrance (Major)	500.00	500.00	per permit
Driveway or Roadway - Commercial Entrance (Minor)	150.00	150.00	per permit
Driveway or Roadway - Subdivision (Major)	500.00	500.00	per permit
Driveway or Roadway - Subdivision (Minor)	150.00	150.00	per permit
Driveway or Roadway - Temporary Access	50.00	50.00	per permit
Miscellaneous	100.00	100.00	per permit
Non-Divisible Hauling	100.00	100.00	per permit
O/H Utilities	50.00	50.00	plus $2 per unit, per permit
Phone Booths, Bus Shelters, etc	50.00	50.00	per permit
Utilities Installations (Bridges/Culverts)	500.00	500.00	per permit
Driveway Paving	25.00	25.00	per permit
Information Technology Services			
Fees			
GIS - Private Organization - Custom Work/Consultations	60.00	60.00	per hour
GIS - Private Organization - Digital Data Distribution	60.00	60.00	per hour
GIS - Public or Not-for-Profit Custom Work	25.00	25.00	per hour
Mental Health Department			
Fees			
Psychiatric Assessment	130.89	131.16	30 or 45 minute session -- Psychiatrist
Psychotherapy Session	122.71	122.95	30 minute session -- completed by either a Social Worker or a Registered Nurse
Crisis 15min/unit	79.09	79.25	
Family Therapy	245.43	245.93	One hour visit with client and family
Family Therapy w/o patient	122.71	122.95	30 minute visit with family only
Full Psychotherapy	163.61	163.94	45 minute session -- completed by either a Social Worker or a Registered Nurse
Group Therapy (not Family)	63.41	63.54	
Intake Assessment	204.52	204.94	
Medication Administration with monitoring and education	81.82	81.98	Completed by Registered Nurse
Medication Management Visit	130.89	131.16	Completed by Psychiatrist
Fees			
Health Monitoring 15 minutes	49.43	49.53	
Health Monitoring 30 minutes	61.35	61.48	
Health Monitoring 45 minutes	88.62	88.80	
PROS Preadmission	140.35	143.16	
PROS Community Rehabilitation Services 2 - 12 hours	214.53	218.82	Tier Rate is dependent on the number of hours of service received per month

Department Type, Fee Type and Fee	2018	2019	Notes
PROS Community Rehabilitation Services 13 - 27 Hours	504.24	514.32	Tier Rate is dependent on the number of hours of service received per month
PROS Community Rehabilitation Services 61+ hours	910.24	928.44	Tier Rate is dependent on the number of hours of service received per month
PROS Community Rehabilitation Services 28-43 hours	719.77	734.16	Tier Rate is dependent on the number of hours of service received per month
PROS Community Rehabilitation Services 44 - 60 hours	787.94	803.70	Tier Rate is dependent on the number of hours of service received per month
PROS Clinical Treatment Add-on	254.63	256.14	
PROS Ongoing Rehabilitation and Support	324.80	331.29	
PROS Integrated Rehabilitation	377.55	385.10	
Intake Assessment w/Medical Services	0.00	204.94	45 minute assessment completed by Psychiatrist or NP
Psychotherapy Add-on	0.00	73.78	30 Minutes competed by Psychiatrist or NP
Psychotherapy Add-on	0.00	114.77	45 minute completed by Psychiatrist or NP
Crisis - Complex	0.00	478.18	1 Hour Crisis visit with two clinicians
Crisis - Per Diem	0.00	1147.65	3 Hours with two clinicians
Complex Care Managment	0.00	19.12	5 minute follow up within 14 days of order
Smoking Cessation Session	0.00	25.10	3-15 minutes - completed by RN, MD, or NP
Alc and/or drug Screening or Intervention	0.00	55.53	Completed by qualified clinician
Planning and Sustainability, Department of			
Circuit Rider			
Planning Services - available only to municipalities	42.00	24.00	per hour
Circuit Rider			
Planning Services to help implement the County Comprehensive Plan - no longer applicable	21.00	0.00	per hour
Fees			
Copies	0.25	0.25	per page
Maps - 18" x 24" (Arch C)	6.00	6.00	per map
Maps - 24" x 36" (Arch D)	12.00	12.00	per map
Maps - 36" x 36"	18.00	18.00	per map
Maps - 36" x 44" (Ansi E)	21.00	21.00	per map
Maps - 36" x 48" (Arch E)	24.00	24.00	per map
GIS Custom Work/Consultations	60.00	41.00	per hour

Department Type, Fee Type and Fee	2018	2019	Notes
Fees			
GIS Custom Work/Consultations - Municipalities	30.00	0.00	per hour; free custom GIS work and printed maps up to $500 in value per calendar year, as time permits
GIS Custom Work/Consultations - Non-Profits	0.00	0.00	per hour; free custom GIS work and printed maps up to $100 in value per calendar year, as time permits
Probation and Community Justice			
Fees			
Bad Check Charge	15.00	15.00	each
Copies	0.25	0.25	per page
Drug Test Administered	7.00	7.00	per test
Supervision Fees (sliding scale) max	30.00	30.00	per month
Surcharge on Criminal Court Restitution Money Paid through Probation	5.00	5.00	%
Recycling and Materials Management, Department of			
Annual Fee			
Aged & Health Homes	0.02	0.03	per Sq.Ft.
All Others	0.04	0.04	per Sq.Ft.
Colleges	236967.00	302778.00	
Residential	55.00	58.00	per unit
Seasonal	27.50	29.00	per unit
Recreational & Warehouses	0.02	0.02	per Sq.Ft.
Disposal Fee			
Licensed Haulers (per ton)	85.00	90.00	per ton
Residential and Commercial Permit Holders - (per ton)	85.00	90.00	per ton
Residential and Commercial Permit Holders - Flat Rate Tier #1	14.00	15.00	
Residential and Commercial Permit Holders - Flat Rate Tier #2	28.00	30.00	
Residential and Commercial Permit Holders - Flat Rate Tier #3	42.00	45.00	
Fees			
Disposal Coupons (automobiles)	8.00	10.00	
Disposal Coupons (SUV/Minivans)	14.00	15.00	
Hauler's License Fee (per additional vehicle)	25.00	25.00	
Hauler's License Fee (per application)	100.00	100.00	
Punch Cards - five 35lb bags	12.00	12.00	
Tire Disposal - Each for 10 or less per trip	2.00	3.00	ea
Tire Disposal - per ton	150.00	225.00	per ton
Yard Waste - Scale Fee (per ton)	45.00	45.00	per ton
Fees			
Freon	0.00	20.00	Per unit
Fines			

Department Type, Fee Type and Fee	2018	2019	Notes
Illegal Dumping Fine (minimum)	50.00	50.00	
Returned Check Fee	20.00	20.00	
Uncovered Load Surcharge (first offense)	10.00	10.00	
Uncovered Load Surcharge (second offense)	20.00	20.00	
Uncovered Load Surcharge (third offense)	40.00	40.00	
Other			
Baskets	0.00	0.00	na
Compost Base	10.00	10.00	
Compost Bins	40.00	40.00	
Compost Turner	10.00	16.00	
Recycling Bin Wheel Kits	0.00	0.00	We don't sell anymore
Recycling Bins (18 Gallon)	8.00	10.00	
Recycling Bins (22 Gallon)	12.00	14.00	
Tarps	5.00	5.00	
Other			
Geo Compost Bin	30.00	30.00	
Apartment Style Bins	8.00	8.00	
Food Scrap Recycling	20.00	20.00	Per Ton
Permits			
Commercial (each additional vehicle)	20.00	20.00	
Commercial (First Vehicle)	40.00	40.00	
Residential (for 3 years)	20.00	20.00	
Permits			
Temporary Permit	15.00	15.00	
Sheriff's Office			
Attachment			
Additional levy, each	57.00	57.00	
Execute and levy	72.00	72.00	
Serve defendant, each	17.00	17.00	
If summons to be served	17.00	17.00	per party
Civil Arrest			
Arrest One Person - If Committed (with Subsequent Discharge)	20.00	20.00	additional
Arrest One Person (Original and two Copies)	57.00	57.00	
Civil Process			
Summons (with or without a complaint), or Subpoena (4 Copies per Party)	17.00	17.00	plus mileage
Eviction			
"3 day" or "30 day" notices (Three Copies per Party)	17.00	17.00	plus mileage
Eviction/Removal (Original & 4 Copies per Party)	107.00	107.00	plus mileage
Notice of petition & petition (Three Copies per Party)	62.00	62.00	plus mileage
Order for Possession or Writ of Assistance (Original & 4 Copies per Party)	107.00	107.00	plus mileage
Execution			
Personal Property (Original and 5 Copies)	85.00	85.00	plus mileage

Department Type, Fee Type and Fee	2018	2019	Notes
Real Property (Original and 5 Copies)	95.00	95.00	plus mileage
Income Execution			
Both Stages (Original and 5 copies)	86.00	86.00	
First Stage Only (Original and 5 copies)	49.00	49.00	
Second Stage Only (Original and 5 copies)	47.00	47.00	
Income Execution for Support			
Serve on Debtor Only (Original and 3 Copies)	32.00	32.00	plus mileage
Serve on Employer Only (Original and 3 Copies)	32.00	32.00	plus mileage
Miscellaneous			
Amendment	3.00	3.00	
Background Checks	10.00	10.00	
Dealer Permit	10.00	10.00	
Duplicate	5.00	5.00	
Picture for Duplicate	3.00	3.00	
Pistol Application	1.00	1.00	
Copies	0.25	0.25	per page
Fingerprint Fee	10.00	10.00	Per Card
New Pistol Permit Fee	10.00	10.00	
Picture Fee for Pistol Permit	3.00	3.00	
Sheriff's Identification	15.00	15.00	
Order of Seizure			
Each Additional	57.00	57.00	
Execute Against One Party	137.00	137.00	
If Summons to be Served	17.00	17.00	per party
Orders (Citations) & Mandates			
Orders (Citations) & Mandates (Three Copies per Party)	47.00	47.00	plus mileage
Property Execution			
Notice to Judgement debtor	62.00	62.00	
Real Property (Original and 5 Copies)	70.00	70.00	plus mileage
Straight/Demand (Original and 5 Copies)	100.00	100.00	plus mileage
Third Party - Financial Institution (Original and 5 Copies)	100.00	100.00	plus mileage
Third Party - Non-Financial institution (Original and 5 Copies)	40.00	40.00	plus mileage
Realty Deeds Pursuant to Court Order			
Realty Deeds Pursuant to Court Order	67.00	67.00	
Realty Deeds Pursuant to Court Order (each additional Deed)	22.00	22.00	
Social Services Department			
Fees			
Attorney Fee	91.90	91.90	per hour
Weights & Measures Department			
Fees			
Bulk Milk Tank (1,585 gal. Max. cap.)	80.00	80.00	per tank
Bulk Milk Tank (793 gal. Max. cap.)	40.00	40.00	per tank

Department Type, Fee Type and Fee	2018	2019	Notes
Linear Measure (over 39 inches)	8.00	8.00	per device
Linear Measure (up to 39 inches)	4.00	4.00	per device
Other: Late Fees	50.00	50.00	per violation
Petroleum - Blend Dispensing Pump	40.00	40.00	$20 per measuring chamber
Petroleum - Dual Dispensing Pump	40.00	40.00	$20 per measuring chamber
Petroleum - Single Dispensing Pump	20.00	20.00	per measuring chamber
Scale (15,432 lb. Max. cap.)	140.00	140.00	per device
Scale (3,307 lb. Max. cap.)	100.00	100.00	per device
Scale (33 lb. max. cap.) 1st five (5)	20.00	20.00	per device
Scale (33 lb. max. cap.) additional	10.00	10.00	per device
Scale (33 lb. max. cap.) retest	10.00	10.00	per device
Scale (661 lb. Max. cap.)	40.00	40.00	per device
Scale (661 lb. Max. cap.) retest	20.00	20.00	per device
Timing Devices (time is basis for charge)	4.00	4.00	per device
Vehicle Metering System (79 gpm or less)	100.00	100.00	per device
Vehicle Metering System (over 79 gpm)	120.00	120.00	per device
Wire and Cordage Measuring Devices	20.00	20.00	per device

This page intentionally left blank.

Tompkins County Contracts by Department

Department/Contractor Name	Services Provided	2016	2017	2018	2019
Airport					
Air Temp	CFR Heating/Air Conditioning System	3,000	5,000	5,000	6,500
Alpine Systems	MUFIDS Maintenance/Service	3,000	3,000	3,000	3,000
Ames	Cleaning of Shop Rags	850	850	850	850
Benefactor	Glycol Sampling Tests	1,200	1,200	1,200	1,200
BerNational Controls	Security System	10,000	9,000	9,000	9,000
Boyd Group	Air Service Development Consultants	20,000	25,000	34,500	40,000
Burris Plumbing	Misc. Plumbing Work	0	300	1,500	1,500
Casella	Trash/Recycling Removal	6,500	8,000	8,000	8,000
Chamberlain Climate Control	Maintenance of Refrigeration Equipment	500	500	500	500
Cindy's Cleaning Service	Terminal Cleaning	152,109	159,336	163,260	134,704
Communique	Advertising/Marketing Consultant & Social Media	48,000	48,000	78,000	78,000
Communique'/Unknown	Marketing/Promoting Airport	48,000	25,000	70,000	70,000
Cortland Pump & Equipment	Repair of Fuel Pumps	1,500	1,500	0	0
Cummins Northeast	Generator Repair			1,000	1,000
David Brown's Refrigeration	Terminal Cafe' Equipment	0	1,200	750	750
Duval	Scott Pak Inspection Test	1,000	1,500	1,500	1,500
Energetix	Drug and Alcohol Testing	300	300	300	300
Ewan Barr	Air Service/Business Development Consultant	50,000	27,000	30,000	0
Fairweather Enterprises	Customer Service Reps.	195,070	200,806	209,040	215,000
First Due	Hose Testing	0	1,000	1,500	1,500
FirstLight	Terminal Wi-Fi				6,060
Functional Communications	Terminal Music	2,100	2,300	2,300	2,300
Gotta Do	Glycol Hauling	13,000	11,039	13,000	13,000
Grease Busters	Cleaning of Terminal Grill			1,100	1,100
Green Scene	Exterior Landscaping	35,575	36,516	37,409	37,737
Green Scene Lawn & Garden	Winter Maintenance of Culligan Drive				10,000
Greene's Water Softener Service	Water Softener Service	1,100	1,000	1,000	1,000
Harob/Hurst	Extrication Tools Service	0	2,000	2,000	2,000
Integrated Water Management	Cooling Tower Treatment	1,200	1,200	1,200	1,200
Ithaca Overhead Door	Misc. Door Work	1,000	1,000	1,000	1,000
Jean McPheeters Consulting	Grant Consultant	0	2,000	2,000	2,000
Life Safety	Terminal Fire Alarm Inspection/Service	4,000	3,000	3,500	3,500
Microbac	SPEDES Sampling/Testing	5,000	5,000	5,000	5,000
Modular Mechanical	HVAC Controls	20,000	20,000	20,000	20,000
Monroe Extinguisher Service	Fire Extinguisher Service & Repair	1,500	1,500	1,500	1,500
On Site Solutions (OSS)	Parking Lot Equipment			2,500	2,500
Overhead Door	Door Repair/Replacement	2,000	500	1,500	1,500
Pasco	HVAC Controls	5,000	5,000	5,000	5,000
Postler & Jaeckle Corp. (P&J)	Terminal HVAC				5,000
Richardson Brothers	Misc. Electrical Work	0	3,500	3,500	3,500
Ricondo & Associates	Airline Rates Agreement & Support	5,000	26,606	5,000	20,000
Roto Rooter	Misc. Plumbing Work	250	750	750	750

Tompkins County Contracts by Department

Department/Contractor Name	Services Provided	2016	2017	2018	2019
Safety Kleen	Terminal and CFR Oil Water Seperator Service	3,000	3,000	3,000	5,000
SDM Landscaping	Winter Maintenance of Culligan Drive	10,000	10,000	10,000	0
SemTech	Motor Repair			2,000	2,000
Spectrum	CFR Wireless Internet	780	775	1,300	3,000
SRI Sprinkler	Fire Sprinkler System	0	2,000	2,000	2,000
Tradewind Scientific	TRACR Aim System	0	10,000	10,000	10,000
Unknown	Pump Testing	0	650	650	650
Wenzel Landscaping	Interior Landscaping	5,700	5,700	5,700	5,700
West Fire Systems	CFR Building Fire Alarm Panel	1,000	500	800	800
		$ 658,234	**$ 674,028**	**$ 763,609**	**$ 748,101**
Assessment Department					
COSTAR	Commercial Property Inventory Site				4,740
ESRI	Computer Services	3,022	3,022	3,022	3,022
Fountain Spatial	Tax Map Maintenance	2,000	2,000	2,000	2,000
NYS Office of Real Property Services	Computer Services	2,100	2,100	2,100	2,100
Systems Development Group	Computer Services	6,600	6,600	6,600	6,600
		$ 13,722	**$ 13,722**	**$ 13,722**	**$ 18,462**
Assigned Counsel					
CMS Imaging(price includes toner and service)	Maintenance of Copier	360	378	400	430
		$ 360	**$ 378**	**$ 400**	**$ 430**
Board of Elections					
National Time Sharing Inc.	Maintenance Fee (Voter Registration Syst.)	27,695	27,695	27,695	27,695
West Fire Systems, Inc	annual Hanshaw office security system monitoring				216
		$ 27,695	**$ 27,695**	**$ 27,695**	**$ 27,911**
County Administration					
Clear Impact	Results Based Accountability Software Licenses	0	4,525	11,400	15,400
Clear Impact	Vendor-provided Training for Implementation of Results Based Accountability (RBA) model	0	14,084	7,500	8,900
Cooperative Extension	Broadcasting, Taping, Web Support	31,018	31,018	31,018	31,018
Discover eGov (Catalog & Commerce)	1/2 Maint. of Electronic Contracts/RFP/Bids Module	6,000	6,000	6,000	6,000
Discover eGov (Catalog & Commerce)	Annual Maintenance Contract for Budget Track budgeting system	0	9,600	9,600	9,600
Discover eGov (Catalog & Commerce)	Maint. of Online Policy Man. Tracking Module	1,800	1,800	0	0
Family & Children's Svcs of Ithaca	County share of Downtown Community Outreach Worker Program	0	20,000	20,000	20,000
Kinney Management	K-Checks Exclusion Screening	3,245	3,190	3,038	3,038
Language Line Svcs & Empire Interpreting Svc	Translation Services (variable amounts)	4,000	20,000	20,000	20,000
Sensory Technologies	Maintenance and repair of Legislature Chambers A.V. System			9,000	8,960
Survey Monkey	Annual Membership for Web Survey	0	300	300	300

Tompkins County Contracts by Department

Department/Contractor Name	Services Provided	2016	2017	2018	2019
	Design/Use				
TBD	Online Policy Manual and Policy Tracking			1,800	1,800
TBD	Trainer for Climate Survey follow-up			30,000	30,000
Time Warner Cable	Broadband Internet & Cable TV Svc. for Legislature Broadcast	0	2,279	2,279	2,327
Tompkins County Youth Services	Program Coordination for Results Based Accountability implementation	0	34,281	34,262	0
		$ 46,063	**$ 147,077**	**$ 186,197**	**$ 157,343**
County Administration - STOP DWI					
Alcohol and Drug Council	Rehabilitation Services	15,000	15,000	15,000	15,000
Local police agencies - various	Public Protection	51,000	51,000	51,000	0
		$ 66,000	**$ 66,000**	**$ 66,000**	**$ 15,000**
County Clerk					
Challenge/NYSID	scanning services	0	50,000	45,000	45,000
FLTG	bunker storage lease	8,640	8,640	9,000	9,000
General Code	Laserfiche service contract	48,500	63,500	83,000	83,000
PropertyInfo	electronic document management system	16,500	16,500	17,000	17,000
		$ 73,640	**$ 138,640**	**$ 154,000**	**$ 154,000**
County Office for the Aging					
Better Housing for Tompkins County	Home Repairs	18,196	25,000	25,000	25,000
Caregivers, StafKings, Comfort Keepers, Home Instead	Caregiver Respite & Home Care	14,500	30,350	30,350	41,207
Caregivers, StafKings, Comfort Keepers, Home Instead	Home Care	340,862	322,813	322,813	343,302
Finger Lakes Independent Center	Registry	10,753	10,753	10,753	10,753
Foodnet	Home Delivered Meals	56,742	58,629	58,629	58,629
Foodnet (NSIP Subcontract)	Congregate & Home Delivered Meals	122,000	120,000	120,000	110,000
Foodnet (Title IIIC 1&2 Contract)	Congrete & Home Delivered Meals	402,762	417,345	439,888	439,888
Foodnet (WIN Subcontract)	Home Delivered Meals	226,607	231,082	231,082	231,082
Gadabout	Transportation	5,600	5,600	5,600	5,600
Human Services Coalition	New York Connects	5,000	5,000	5,000	5,000
Legal Aid of Western New York	Legal Services	5,359	5,359	5,359	5,359
Lifelong	Assistance in determining if clients are eligible for low income subsidy and/or medicare savings program				-7,492
Lifelong	Health Insurance Counseling	24,234	16,584	16,584	16,584
Lifelong	Northside/Southside Program	10,365	9,603	9,603	9,603
Lifelong	Senior Fitness	0	4,475	4,475	4,449
Lifelong (Perviously Senior Citizens' Center)	Senior Circle Newsletter	10,823	10,823	10,823	10,823
TC Department of Social Services--NY Connects	I & A and Options Counseling	53,867	60,932	60,932	60,932
TC Department of Social Services-EISEP	Long Term Care Unit Case Management	95,863	95,863	95,863	95,863
		$ 1,403,533	**$ 1,430,211**	**$ 1,452,754**	**$ 1,466,582**
District Attorney					

Tompkins County Contracts by Department

Department/Contractor Name	Services Provided	2016	2017	2018	2019
Earthlink Business	City Court phone	360	360	360	360
Matthew Bender & Co.	criminal law handbooks	0	0	1,176	1,176
Staples	office supplies	3,500	3,500	7,000	7,000
Susan Nicholas Miller	Grand Jury stenography	18,000	18,000	25,000	25,000
West Group	computer-aided legal research	7,500	11,000	8,816	14,668
		$ 29,360	**$ 32,860**	**$ 42,352**	**$ 48,204**
Emergency Response Department					
AK Associates	911 phone system maintenance	24,720	24,720	26,000	27,000
Brite Computers	CAD Support	0	14,000	15,000	15,000
Echo Responder	Electronic Paging Transmission/Back-up	0	2,500	2,500	2,500
ESRI	CAD Support	10,000	7,400	8,000	9,000
Finger Lakes Communication	Support - Logging recorder	9,120	10,032	11,000	12,000
Firstlight	Wi-Fi Public Access	0	0	0	3,500
GeoLynx	SHI Addressing	0	0	0	4,000
Intermedix	WebEOC Support			20,000	20,000
Locution	Text-Speech Voice Paging Module	0	12,917	14,000	14,000
Meteorlogix	Weather monitoring	2,400	2,000	2,000	2,000
Motorola	Radio System/Microwave	665,000	680,000	695,000	701,000
Pictometry Inc.	Cloud-based Enterprise Application	0	3,000	3,000	3,000
Priority Dispatch	EMD Support	3,600	3,600	3,500	3,500
Spatial Station-Datamaster	911 Address Database Software	0	23,535	24,000	26,000
Spillman	Computer Aided Dispatch/Mobile Data	139,565	140,000	150,000	153,000
Spillman	Locution Interface	0	660	1,000	1,000
SwiftReach	Mass Notification System			20,000	21,500
Time Warner Cable	Back up connections	2,600	2,900	3,000	1,000
United Radio	Paging System	29,000	29,000	30,000	31,000
UPS System	911 Center UPS System	3,600	3,600	4,000	4,000
		$ 889,605	**$ 959,864**	**$ 1,032,000**	**$ 1,054,000**
Facilities Department					
Access Lifts & Ramps, Inc.	Access Lift Maintenance Service	940	960	960	960
ALSCO	Fire Retardant Safety Clothing Rental	1,460	1,460	1,460	1,460
Ames Linen	Health Dept Mat Rental & Cleaning Service	2,080	2,080	2,080	2,080
Bolton Point, Village of Lansing, City of Ithaca	Water/Sewer	86,000	93,700	99,445	100,445
Casella (formerly WeCare Waste & Recycling)	Recycling	3,880	3,880	3,880	3,880
Casella (formerly WeCare Waste & Recycling)	Trash/Rubbish Disposal	15,630	15,630	15,630	15,630
Center Ithaca - TTH Associates	Assigned Council Rent	12,920	11,486	27,350	27,898
City and Town of Ithaca	Taxes, Sidewalk Assessment Fees	10,100	9,300	8,300	8,300
City of Ithaca	Rent for 18 parking spaces @ W. State Street	12,100	11,540	12,145	12,458
City of Ithaca	Stormwater Sewer Fees	9,000	5,000	5,555	5,555
Davis-Ulmer	Fire Sprinkler System Testing & Inspection	7,840	7,840	7,840	8,840
Dude Solutions	Energy Manager and Utility Bill Processing				4,163

Tompkins County Contracts by Department

Department/Contractor Name	Services Provided	2016	2017	2018	2019
G&H Fire Extinguisher	Fire Extinguisher Service	2,000	2,000	2,000	2,000
Gravity Renewables	Hydroelectric Utility Vendor			350,000	350,000
Hancock Plaza Real Estate	DMV Rent	63,800	64,645	65,938	67,257
Haylor, Freyer, & Coon, Inc.	Property & Boiler Insurance	160,000	160,000	160,000	120,000
Hill & Marks/Sanico/Riley	Cleaning Supplies, Paper Products & Ice Melt	45,000	46,000	52,000	49,000
Infor Global (Previously: Datastream Systems)	Infor EAM Technical Support	3,940	3,901	3,901	3,901
Integrated Water Management	Water Treatment Service (Boilers & Cooling Towers)	5,220	5,220	5,220	5,220
Irish. LLC	Human Rights Rent	29,600	28,975	29,492	29,990
Johnson Controls	Controls Service Contract/M&V Reporting	84,951	90,692	92,867	92,429
Misc. Service Contracts	Service Contracts	6,652	5,227	5,708	363
NYSEG/Constellation Energy	Electric Utilities Vendors	515,720	515,720	170,720	195,720
NYSEG/Direct Energy	Natural Gas Utilities Vendors	220,000	190,000	150,000	160,000
Pat Cozzarin Pest Management	Pest Management	1,500	2,000	2,000	2,000
Penn Power Systems	Emergency Generator Maintenance	4,020	4,020	4,020	4,020
Schug Realty, LLC	Board of Elections Rent	44,080	44,075	44,075	45,397
Solar Liberty	Solar Panel Equipment Leases	14,280	14,280	14,280	14,280
SunPower Systems	Library Solar Panel Annual System Testing & PM	4,030	4,110	4,110	4,110
TBD	Annual Life/Safety Inspections	2,500	2,000	2,000	2,000
Thyssen Krupp Elevator Corp.	Elevator Maintenance Service	16,060	17,680	17,680	17,730
Timberline	Timberline Cost Accounting Service Plan	2,560	1,335	1,335	1,335
Various Materials & Supplies Vendors	Materials & Supplies Vendors	260,000	260,000	270,000	260,000
West Fire Systems	Fire Alarm System Testing & Inspection	7,090	7,090	7,090	7,630
West Fire Systems	Fire Alarm/Security Central Monitoring Service	3,072	3,072	3,264	3,648
		$ 1,658,025	**$ 1,634,918**	**$ 1,642,345**	**$ 1,629,699**

Finance Department

e-Gov	Online bid system	6,000	6,000	6,000	6,000
Insero	Auditing	100,571	100,000	100,000	100,000
JACK VENESKY	Cost Allocation	3,600	3,600	3,600	3,600
Superion	Sungard maintenance	20,500	20,500	20,500	18,000
SYSTEMS EAST	Tax Collection Software	9,550	10,600	10,600	10,600
WILLIAMSON	Town Tax Collection Software	4,500	4,500	4,500	4,500
		$ 144,721	**$ 145,200**	**$ 145,200**	**$ 142,700**

Health Department

Accela	Software Maintenance Agreement	21,209	22,345	17,950	23,000
All Ears Hearing	Hearing Consultant/Evaluations	200	600	600	500
Bangs Ambulance/Tompkins County Funeral Directors	Removals	89,100	102,600	108,000	25,000
BioServ	Medical Waste Disposal	800	455	845	845
Birnie Bus/Ithaca City School District/Parent	Transportation - Preschool Special Ed	725,000	725,000	781,203	680,000
Birnie Bus/Parent	Transportation - Early Intervention	10,000	5,000	5,000	5,000
Cayuga Medical Center at Ithaca &	Radiology, Consulting, Rabies Rx,	68,200	68,170	68,170	83,170

Tompkins County Contracts by Department

Department/Contractor Name	Services Provided	2016	2017	2018	2019
Affiliates	Lab, etc.				
CDD Lab/Quest Diagnostics	STD Labs	2,000	20,000	15,000	35,000
CMA, J. Venesky, & others TBD	TBMD, Interpreter, Indirect Cost, Med Rec, etc.	6,000	8,341	8,391	8,345
Cornell Cooperative Extension of Tompkins County	Lead Education	7,500	7,500	7,500	7,500
Cornell Cooperative Extension of Tompkins County	Radon Grant	6,000	7,481	8,332	8,332
Cornell University	Work Study Program	0	2,000	2,000	2,000
Early Intervention Service Providers (NYSDOH holds contracts)	Early Intervention Services	845,000	700,000	650,000	650,000
Ecospect, Cayuga Medical Center at Ithaca	Lead Testing	1,800	1,500	2,000	2,000
Finger Lakes Business Services	Answering Service			5,200	5,200
Hearing Officer, Robert Spitzer	Hearings	1,520	1,520	1,620	1,620
iCentral	EHR Software Maintenance			7,200	28,008
Industrial Hearing Testing	Hearing screenings per regulations				2,600
McCarthy & Conlon, LLC	Mcaid Cost Rept-D&TC, LHCSA Statistical Consult	10,000	9,000	9,000	8,000
Microbac NY/Community Science Institute	Environmental Lab Services	5,165	5,165	5,800	5,800
MSDSOnline	SDS documents				6,649
NMS Labs	Forensic Labs	0	0	26,000	29,892
Our Lady of Lourdes/Twin Tier Pathology	Autopsies/Forensic Labs - shared$$	75,900	87,400	66,000	3,900
Pathology Associates of Ithaca	Medical Examiner Program/autopsies				143,500
Planned Parenthood of the Southern Finger Lakes	STD Clinic	95,779	95,779	60,000	57,000
Pre-school Service Providers	Pre-school Services	4,675,000	4,355,000	4,400,000	4,316,060
Property Info	Software Vendor/Vital Records	1,000	1,000	999	999
TBD	Expanded Peer Counselors	16,500	25,865	42,640	39,260
TenEleven	Software Maintenance (Electronic Health Record)	18,802	18,802	20,000	12,113
Tompkins County SPCA	Rabies Program	11,398	11,398	11,398	11,398
Various Churches/Community Centers	WIC Leases	4,200	5,400	2,400	2,200
		$ 6,698,073	**$ 6,287,321**	**$ 6,333,248**	**$ 6,204,891**

Highway Department

(7) Town Highway Departments	Snow & Ice Removal on County Roads	665,000	410,000	630,000	665,000
Airgas East	Cylinder Lease	0	3,500	3,500	3,500
ArcView/ESRI	GIS Software (w/Planning)	450	300	300	300
Atlantic Testing	Pavement Soil Testing	500	750	750	750
Bid Item - Highway Striping	Pavement Markings	135,000	140,000	140,000	140,000
CarteGraph	Sign Program Maintenance	5,482	5,482	5,482	2,918
CME Associates, Inc.	Pavement Soil Testing	500	750	750	750
DiKat, Inc.	Traffic Light Maintenance	12,000	12,000	12,000	12,000
Energetix	Drug/Alcohol Testing	1,400	1,400	1,400	1,400
Sage Software, Inc.	Maintenance - Timberline Job Cost System	0	1,350	1,350	1,350
SignCad	Maintenance of Software	950	950	950	950

Tompkins County Contracts by Department

Department/Contractor Name	Services Provided	2016	2017	2018	2019
TBD (ZONES?)	AutoCad Drafting Software Support	0	1,500	1,500	1,500
The Computing Center	Fax & Printer Maintenance	200	200	200	200
Town of Ulysses	Roadside Mowing	8,000	8,000	8,000	0
		$ 829,482	**$ 586,182**	**$ 806,182**	**$ 830,618**
Highway Machinery					
Cummins Northeast, Inc.	Electronic Support for Diesel Engines	600	800	800	800
Filtrec	Lift Inspections	0	1,000	1,000	1,000
Fleetmax	Maintenance Support for Parts Program	750	750	750	750
Safety Kleen Corp.	Waste Oil Pickup	1,800	1,800	1,800	1,800
Sanford & Burtis	Fire Extinguisher Inspection	1,000	1,000	1,000	1,000
SLEC	Lift Inspections	1,000	1,500	1,500	1,500
STADIUM INTERNATIONAL	ON-LINE SERVICE			2,500	2,500
Syn-Tech Systems	Fuel System Computer Back-up	1,250	1,250	1,250	1,250
TBD	Lift Inspections (Admar or JM Equipment?)	0	150	500	500
Unifirst	Uniform Rental/Cleaning	5,800	5,800	9,000	9,000
		$ 12,200	**$ 14,050**	**$ 20,100**	**$ 20,100**
Human Resources, Department of					
Catalog & Commerce	Online Software Maintenance	5,700	6,900	6,900	6,900
Roemer Wallens Gold and Mineaux	Attorney Services Negotiations	30,000	30,000	54,000	54,000
TC3.biz	Smart Work Training	27,720	0	0	27,420
TC3.biz	TCCOG Training Acadamy	81,180	0	0	10,000
		$ 144,600	**$ 36,900**	**$ 60,900**	**$ 98,320**
Human Rights, Office of					
IKON Office Solution	Rental of Canon Copier	0	200	200	200
		$ 0	**$ 200**	**$ 200**	**$ 200**
Information Technology Services					
AllMode	Software & System Maintenance Shoretel	30,000	23,000	23,000	23,000
ARIN	ISP Redundancy Registration (BGP)	100	100	100	100
BMC	Software Maintenace TrackIt	2,800	2,700	2,825	2,825
BSI	Software Maintenance HR/Payroll Tax Codes	4,000	5,000	5,500	5,500
Catalog & Commerce	County Website Support & Maintenance	12,600	12,000	12,500	12,500
Computing Center	Software and Maintenance RedHat/Linux Insight				1,200
Dell	Microsoft Office 365	15,000	68,000	73,000	90,000
Dot.GOV Registration	Domain Renewal	0	125	125	400
ESRI	Software and Maintenance ArcGIS Online Level 2 Licenses			450	646
ESRI	Software Maintenance Enterprise GIS	14,890	15,650	15,650	15,650
FirstLight	Dark Fiber & Primary ISP	27,507	27,615	27,615	27,615
FirstLight	Professional service contract			5,000	10,000
FirstLight	Public WiFi			10,254	10,291
FirstLight	Software and Maintenance Fatpipe				5,800
FirstLight	Software and Maintenance Firewall				12,700

Tompkins County Contracts by Department

Department/Contractor Name	Services Provided	2016	2017	2018	2019
FirstLight	Software and Maintenance for KnowBe4 Security Awareness and Training			6,000	6,000
FirstLight	Software and Maintenance Splunk				3,250
Go Daddy	Domain Renewal TompkinsReady.com			45	0
Go Daddy	GEO Security Certificate Renewal	150	150	150	168
Help Systems	Software Maintenance Intermapper	1,000	804	850	890
Infor	Software Maintenance Infor HR/Payroll	47,400	61,500	61,500	64,000
isolved HCM	Software Maintenance TimeForce	4,500	4,500	4,500	4,500
Latitude GEO	Software Maintenance Online GIS	3,700	3,700	3,700	4,160
Lynx	Professional Services contract			15,000	30,000
Lynx	Software Maintenance NetApp	6,000	9,000	2,000	0
Lynx	Software Maintenance VMWare	14,000	16,500	17,500	20,000
Network Solutions	Renewal Tompkins-co.org				165
SHI	Software and Maintenance Redhat/Linux Server				1,700
SHI	Software Maintenance SOPHOS	5,200	17,000	16,000	15,000
SHI	Software Maintenance Varonis	0	3,320	9,320	7,500
TBD	Annual IT Security Audit			15,000	15,000
TeamViewer	Software TeamViewer				1,500
Time Warner/Spectrum	Redundant Internet			5,400	5,400
Verizon	ITS MiFi				500
Verizon	Verizon data link to Human Rights Office location	0	1,000	1,000	1,000
Vertiv	UPS Maintenance (Annex C Datacenter)	3,600	3,600	3,800	3,800
		$ 192,447	**$ 275,264**	**$ 337,784**	**$ 402,760**

Ithaca-Tompkins Co. Transportation Council

Caliper Corporation	TransCAD technical support	2,000	2,000	2,000	2,000
		$ 2,000	**$ 2,000**	**$ 2,000**	**$ 2,000**

Legislature & Clerk of the Legislature

Grannicus	Minute and Media Traq	0	21,200	19,096	19,096
		$ 0	**$ 21,200**	**$ 19,096**	**$ 19,096**

Mental Health Department

10e11	EHR Vendor Annual Fees				55,000
10e11	EHR Vendor Mainenance				17,276
Ability Network	Annual Costs as Third Party Billing Conduit			9,276	0
ALCOHOL AND DRUG COUNCIL	CLINIC AND EDUCATION SERVICES	0	376,864	377,503	377,503
Auguste Duplan	Contractual Child Psychiatric Services	85,490	89,024	97,760	97,760
CATHOLIC CHARITIES OF TOMPKINS COUNTY	PARENT ADVOCACY PROGRAM SUPPORT	0	5,106	5,117	5,117
CAYUGA ADDICTION RECOVERY SERVICES (CARS)	Residential and Clinic Services	0	1,117,134	1,119,369	1,119,369
CHALLENGE WORKFORCE SOLUTIONS	EMPLOYMENT, TRAINING AND PLACEMENT	0	584,399	585,365	587,457
Ciaschi, Dieters-Hagen, Little and	Annual Consolidated Fiscal Report	4,500	4,500	5,000	5,000

Tompkins County Contracts by Department

Department/Contractor Name	Services Provided	2016	2017	2018	2019
Mickelson	Audit				
CMC	Part Time Psychiatric Services				208,000
FAMILY AND CHILDREN'S SERVICES OF ITHACA	CLINIC, RESPITE, EDUCATION AND ADVOCACY	0	270,012	270,551	270,551
FRANZISKA RACKER CENTER	Day Treatment, SPOA Children & BOCES funds	0	658,362	753,924	753,924
Gadabout	Transportation	3,600	3,600	3,500	3,500
Information Management Associates (IMA)	Billing Software Subscription Annual Costs	0	0	78,000	0
Information Management Associates (IMA)	Contractual Billable Services	0	0	15,000	0
ITHACA YOUTH BUREAU	RECREATION SUPPORT SERVICES TO CHILDREN	0	136,334	136,334	136,334
LAKEVIEW HEALTH SERVICES	RESIDENTIAL SERVICES	0	983,131	1,019,035	1,019,035
MENTAL HEALTH ASSOCIATION	ADVOCACY, EDUCATION, SUPPORT SERVICES	0	390,039	390,789	390,789
Mental Health Association	Support Groups at Jail and Probation				31,479
RESCUE MISSION	EMERGENCY SHELTER AND CASE MANAGEMENT SERVICES	0	65,381	65,513	65,513
Shredding Services	Shredding Services	1,500	1,500	1,500	1,500
SUICIDE PREVENTION AND CRISIS SERVICES	CRISIS HOTLINE AND COMMUNITY EDUCATION	0	202,353	202,555	202,555
TST BOCES	EDUCATION AND PREVENTION	0	106,444	106,657	108,132
UNITY HOUSE	RESIDENTIAL SERVICES	0	192,536	193,266	193,266
		$ 95,090	**$ 5,186,719**	**$ 5,436,014**	**$ 5,649,060**

Planning and Sustainability, Department of

Community Science Institute	Preliminary/Planning Studies	25,250	25,250	28,000	33,000
Consultants-various	Preliminary/Planning Studies	4,650	0	52,781	85,739
Cornell University - intern	Preliminary/Planning Studies	1,875	0	0	0
Energy Consultants - various	Services related to Clean Energy Community grant				61,496
ESRI	Computer Licenses	3,000	3,000	2,250	4,150
Federal Emergency Management Agency	Grant Funds	0	0	0	-80,750
Forester	Forest management	15,000	15,000	15,000	15,000
IDA	Energy Consultant			35,000	-35,000
Interns - various	Preliminary/Planning Studies	0	0	1,500	0
NYS OPRHP	Grant Funds	-40,000	40,000	40,000	-40,000
Planning Consultants - various	Preliminary/Planning Studies	30,000	30,000	45,000	0
Snowmobile Clubs - various	Snowmobile Trail Maintenance	40,000	40,000	40,000	40,000
Soil and Water Conservation District	Flood Mitigation Projects	25,000	0	0	0
Various	Flood Mitigation Projects	0	25,000	25,000	25,000
		$ 104,775	**$ 178,250**	**$ 284,531**	**$ 108,635**

Probation and Community Justice

Alcohol & Drug Council of TC	Client Services				900
Alcohol & Drug Council of Tompkins County (ADCTC)	Client Services	2,860	2,860	2,918	2,977
Alcohol Monitoring Systems	Client Services				1,500
BOCES	Client Services	17,160	17,160	17,503	17,853
BOCES	Client Services	17,160	17,160	17,503	17,853
BOCES	Client Services	0	25,000	20,000	20,000

Tompkins County Contracts by Department

Department/Contractor Name	Services Provided	2016	2017	2018	2019
Cayuga Addiction Recovery Services	Client Services				2,100
Cornell Cooperative Extension of TC	Client Services	2,600	2,600	2,600	2,600
Cornell Cooperative Extension of TC	Client Services	2,600	2,600	2,600	2,600
Cornell Cooperative Extension of TC	Client Services				2,500
Secure Alert DBA Track Group	Client Services	18,000	22,500	24,500	38,500
The Learning Web	Client Services				3,750
Various staff members	Administrative Services	120	120	200	200
		$ 60,500	**$ 90,000**	**$ 87,824**	**$ 113,333**

Recycling and Materials Management, Department of

Art Departement	Graphic Design-Activity Book	0	0	650	0
Art Department	Graphic Design-Mascot Updates	0	650	0	0
Art Department	Graphic Design-Recycling Coll Brochure & Map	0	650	650	650
Assessment	Solid Waste Annual Fee Assistance	28,500	29,070	29,600	30,192
Barton & Logudice	Closure monitoring	12,000	12,772	14,911	15,358
Barton & Logudice	RSWC Miscellaneous	4,500	3,500	0	0
Barton & Logudice	SPDES Training	0	0	0	1,500
Barton & Loguidice	RSWC 360 Compliance Permit	0	0	0	2,000
Casella	Curbside Recycling Collection			1,490,116	1,544,296
Casella	Food Scraps Pilot Collection	105,672	0	0	0
Casella	Food Scraps Transfer	0	0	76,000	46,602
Casella	Fuel Surcharge	0	0	0	92,600
Casella	Recycling and Solid Waste Center, SS Processing	697,532	836,639	801,231	745,437
Casella	Recycling Collection	1,023,801	1,004,343	0	0
Casella	Transfer, Haul & Disposal	990,768	1,128,730	1,186,758	1,273,589
Cayuga Compost	Food Scraps Collection (Apts, mobile home parks, etc.)	0	21,204	0	0
Cayuga Compost	Food Scraps Processing	112,500	125,000	117,684	122,259
Challenge Industries	County department paper shredding	19,238	18,720	19,008	13,585
Chamber of Commerce	ReBusiness Program Promotion	1,000	0	0	0
City of Ithaca	In lieu of taxes	38,670	39,057	39,842	63,000
Clean Harbors Inc.	HHW collection events	98,100	108,090	106,946	101,946
Constant Contact	Email consultation	1,000	0	0	0
Cooperative Extension	Home Composting Assistance	49,295	49,295	51,760	50,207
Cornell Waste Management Initiative	Compost Operation Technical Assistance	5,000	2,500	1,025	0
Crystal Rock Water	Monthly service	2,100	2,000	1,500	1,400
Data Momentum	FingerLakes Buy Green Website	950	0	0	0
Data Momentum	HHW upgrade website online registration	500	500	0	0
Data Momentum	Recycle Tompkins website-applications	3,500	1,000	0	0
Data Momentum	Secure website hosting for online sales	0	360	360	0
Davis Ulmer	Annual HHW Building Inspection (non sprinkler)			398	398
Davis Ulmer	Quarterly fire alarm tesing for HHW	0	1,200	1,300	1,100
Davis Ulmer	RSWC fire alarm inspection/testing	1,946	373	398	398
Finance	SWAF & other financial services	25,801	26,372	27,000	31,954

Tompkins County Contracts by Department

Department/Contractor Name	Services Provided	2016	2017	2018	2019
Fingerlakes Reuse Center	Operation of Reuse Center	127,130	97,130	127,300	123,481
FL Environmental Film Festival	Waste Reduction Film	500	0	0	0
Flourish Design	Design of brochures & ads for disposal	0	800	800	800
Flourish Design	Graphic design for Drop Spots & Food Scraps	0	3,000	3,000	2,000
Flourish Design	Graphic design for Food Waste Prevention	0	500	500	0
Flourish Design	New Website Development	4,550	0	15,000	0
Flourish Design	Website licensing & maintenance				850
Friendship Donation Network	Partnership for food waste prevention & donation			3,900	225
G & H Extinguishers	Annual Fire Extinguisher Service	110	125	140	175
Gotta Do	Leachate Hauling	0	43,926	71,625	80,013
GreenScene	Plowing and landscaping	22,150	22,150	23,000	23,500
Ithaca Wastewater Treatment	Leachate treatment	7,636	7,844	12,790	16,554
ITS	Computer Services (computer repair & assistance)	0	3,000	3,930	4,051
ITS	Computer services (phone, email)	5,400	3,840	3,000	3,000
J Wood	Attorney fees	25,500	26,010	27,000	27,540
Johnson Controls	HVAC Service Agreement	3,600	3,800	3,800	0
Mailbox	Brochures	3,440	0	0	0
Natural Upcycling	Food Scraps Collection - for Mobile Home Parks	19,455	0	25,000	0
ReCollect	Website waste wizard	0	0	0	6,200
ScienceCenter	Sustainability Corner	2,500	2,500	2,500	2,500
SERA	Assistance with Waste Characterization			3,000	5,500
Significant Elements	Reuse Promotion	5,000	0	0	0
TC Facilities	HHW building rent	0	420	420	420
TC Facilities	HHW heating system maintenance	0	140	140	140
TC Facilities	Misc office repairs/painting/sidewalk repairs	5,000	5,100	5,200	9,000
TC Facilities	Rent, maintenance, cleaning	35,008	34,934	35,633	35,633
TC Highway	Cap &/or road perimeter repair	0	2,000	0	0
TC Highway	Vehicle maintenance	4,200	4,284	4,500	6,000
Test America	Leachate Sampling	1,108	0	270	980
Test America	RSWC-SPDES Lab Analysis & Regulatory Fee	250	0	180	180
Test America	Water quality testing	18,730	0	18,084	18,383
To Be Determined	Advertising for various waste reduction programs	0	1,000	1,000	500
To Be Determined	Caswell Cap Repairs				12,000
To Be Determined	Constant Contact/Evernote & other electronic services	0	1,200	1,200	1,000
To Be Determined	Credit Card Authorization Fees	12,000	18,000	22,000	25,000
To Be Determined	Education & outreach for reuseable dishware			1,575	1,575
To Be Determined	Facility maintenance (closed landfills)	2,500	2,500	2,500	2,500
To Be Determined	Food Scrap Drop Spot attendants	0	27,820	29,188	31,587
To Be Determined	Food Scraps Drop Spot site maintenance	9,600	9,600	5,000	3,600

Tompkins County Contracts by Department

Department/Contractor Name	Services Provided	2016	2017	2018	2019
To Be Determined	General Building Maintenance	5,000	0	0	0
To Be Determined	General building maintenance for HHW			2,500	2,500
To Be Determined	General maintenance RSWC	18,500	15,000	18,500	20,000
To Be Determined	HHW advertising	0	2,000	2,000	1,250
To Be Determined	HHW upgrade website online registration			500	60
To Be Determined	Ithaca CRT Coordination	0	3,500	5,408	5,569
To Be Determined	Leachate Sampling	0	1,300	0	0
To Be Determined	Mowing & brush clearing at Hillview Landfill			4,900	4,900
To Be Determined	Newspapers/radio/ads: Public information	16,335	0	0	0
To Be Determined	Public Space Recycling & Trash Collection	6,160	9,100	9,384	0
To Be Determined	Public Space-recycling bin installation	3,000	300	500	500
To Be Determined	Radio/Newspaper/Other ads for Food Scraps & RSWC	0	12,835	10,135	5,000
To Be Determined	Radio/Newspaper/Other ads for Illegal Dumping/Uncovered Loads	0	500	500	500
To Be Determined	RSWC-SPDES Lab Analysis & Regulatory Fee	0	650	0	0
To Be Determined	Snow removal & cinders (Hillview leachate area)			2,500	2,500
To Be Determined	Water Quality Testing	0	18,983	0	0
To Be Determined	Weigh scale software maintenance	1,900	2,000	2,000	2,000
Tom Hoebbel	Food Scraps & Recycling Collection Video	2,500	3,390	1,695	1,895
Tom Hoebbel	Photography for 4R Program & food waste prevention	1,000	1,000	500	500
Volney Multiplex	Depot Alarm monitoring & maintenance	0	264	264	264
Volney Multiplex	RSWC Alarm Monitoring & Maintenance	528	264	264	264
WeCare	Leachate hauling	40,469	0	0	0
Weights and Measures	HHW scale inspection fees	100	100	100	100
		$ 3,633,232	**$ 3,804,834**	**$ 4,481,962**	**$ 4,631,160**

Sheriff's Office

Axon	Taser Replacement Schedule			5,280	5,880
Biometrics4All, Inc.	Livescan Service	0	1,800	1,800	1,800
LexisNexis	Investigations/Records Searches Contract	600	800	800	800
Linstar	ID Machine Service Contract	2,200	2,171	2,171	2,171
LiveTrac	CID GPS Unit			480	480
Meggitt	Firearms Simulator Service	2,476	3,500	3,500	3,500
Offender Watch	Annual contract for mandated Sex Offender Registry			7,000	7,000
Taser International	Service Contract for use of Body Cameras			19,000	19,000
Tyler Technologies	Civil Serve Program	6,000	6,613	6,613	8,911
Vigilant Solutions	License Plate Reader Program			3,000	4,000
Visual Staff Scheduler	Scheduling program	400	400	400	400

Tompkins County Contracts by Department

Department/Contractor Name	Services Provided	2016	2017	2018	2019
		$ 11,676	$ 15,284	$ 50,044	$ 53,942
Sheriff's Office - Jail					
Biometrics4All, Inc.	Livescan Service	0	1,800	1,800	1,800
Black Creek	Software maintenance	12,690	13,863	16,781	18,631
		$ 12,690	$ 15,663	$ 18,581	$ 20,431
Social Services Department					
Arpi Houviguimian	Clinical Supervision	2,200	4,400	0	0
Ber-Nat'l	Preventive Maintenance (Security System)	8,000	0	0	0
Catholic Charities	CPS Mentoring	41,000	41,000	41,000	41,000
Catholic Charities	Fatherhood Initiative			28,000	28,000
Catholic Charities	Samaritan Center	34,104	34,104	34,104	34,104
CBC Innovis	Credit Bureau	1,000	500	500	500
Challenge Industries	Non-Custodial Parent Employment	40,000	40,000	40,000	60,000
Child Development Council	Child and Family Development (COPS)	114,540	0	0	0
Child Development Council	Family Support Services (COPS)	0	114,540	114,540	114,540
Child Development Council	FAR Public-Private Partnership	101,031	101,031	101,031	101,031
Child Development Council	In-home Daycare Quality Improvement	28,799	41,316	41,316	41,316
Child Development Council	Provider Recruitment, Training, and Development	83,432	83,432	83,432	83,432
Child Development Council	Provider Registration/Inspections/Investigation	113,139	113,139	113,139	113,139
Child Development Council	Teen Pregnancy and Parenting Program (TP3)	61,800	61,800	61,800	61,800
Children's Home of Wyoming Conference	RTA "Anchor County"				3,047,370
CLEAR	Online investigations resources	3,000	2,520	2,520	2,520
Coop Ext	Facilitated Parenting Time	26,000	26,000	26,000	28,000
Coop Ext	Safe Care Home Visitation	0	35,040	0	0
Coop Ext	Strengthening Families	26,000	16,500	33,000	33,000
Cooperative Extension	Parenting Education (COPS)	26,831	26,831	26,831	26,831
Cooperative Extension	Prevention and Family Recovery	24,500	24,500	24,500	24,500
Dr. Klepack	Local Professional Director	1,545	1,597	1,662	2,288
Family and Children's Services	Dispositional Alternatives Program (DAP)	250,782	250,782	250,782	250,782
Foodnet	Home-Delivered Meals	45,000	39,000	39,000	43,000
Glove House	STSJP-funded Detention Respite Bed	60,225	60,225	0	0
Human Services Coalition	STEHP	10,716	10,716	10,716	10,716
LabCorp	Paternity Testing	12,000	12,000	12,000	12,000
Learning Web	Life Skills (Independent Living)	64,834	64,834	64,834	64,834
Learning Web	STEHP	76,903	0	0	0
Learning Web	STEHP	76,903	76,903	76,903	76,903
Lexis/Nexis	AccurInt online credit ck/skip tracing	3,500	4,680	4,680	4,680
Lexis/Nexis	Legal Research	0	1,600	1,600	1,600
Liberty Resources	Mental Health	43,507	43,507	43,507	44,377
Liberty Resources	Multi-Systemic Therapy	186,724	186,724	186,724	190,458

Tompkins County Contracts by Department

Department/Contractor Name	Services Provided	2016	2017	2018	2019
Liberty Resources	Preventive Services			20,000	20,000
Liberty Resources	SAMSHA-funded Mental Health Clinic services			45,900	45,900
North Creations Consulting	HMIS Hosting and Reporting Services	10,716	10,320	10,320	10,320
Pritchard's Auto	Fleet vehicle cab cleaning	3,000	0	0	0
Racker Center	Family Resolutions Project	51,500	51,500	20,600	20,600
Rescue Mission	STEHP	101,849	0	0	0
Ricoh	Multi-function device, per-image charges	0	10,320	10,320	10,320
t.b.d.	Accountant: Single Audit	13,000	0	0	0
t.b.d.	Child Parent Psychotherapy Training and Technical Assistance			42,160	42,160
t.b.d.	Foster Parent Recognition Dinner	1,000	0	0	0
t.b.d.	Peer Recovery Coach Training			12,000	12,000
tbd	Fingerprinting of home visiting staff	0	5,775	5,775	5,775
tbd	Lease 3 EIDR-compatible large format scanners	0	4,641	4,641	4,641
TC COFA	HEAP Administration	22,363	22,363	22,363	22,363
TC COFA	HEAP Early Mail Out	11,281	11,281	11,281	11,281
TC Probation	Non-COPS, non-STSJP portion of Pre-PINS program	258,316	0	20,158	20,158
TC Probation	STSJP-funded Detention Prevention Services	4,232	20,000	71,826	71,826
TC Probation	SWAP	38,348	39,809	39,817	39,817
TC Probation	Youth Preventive Services (COPS)	0	254,739	254,739	254,739
TC Public Health	Early Intervention	135,000	135,000	135,000	135,000
TC Public Health	Local Early Intervention Agency (LEIA) Pass-through			132,000	132,000
TC Public Health	Safe Care Home Visitation	0	47,734	46,081	46,081
TC Sheriff	JD Transports	0	44,000	44,000	44,000
TC Youth Services	Safe Harbor grant pass-through			50,000	60,000
TC3	Continuing Education	68,473	75,000	75,000	73,282
The Advocacy Center	After-hour shelter staffing	17,472	17,472	17,472	17,472
The Advocacy Center	Child Sexual Abuse Project	53,925	0	0	0
The Advocacy Center	Child Sexual Abuse Project (COPS)	0	53,925	53,925	53,925
The Advocacy Center	Knowledge is Power	25,000	25,000	25,000	25,000
The Advocacy Center	Non-residential Domestic Violence Services	64,406	64,406	64,406	64,406
to be determined	"Code Blue"/Cold Weather Policy				500,000
to be determined	Outreach, Prevention, Friendship Center	51,078	51,078	51,078	51,078
Tompkins Community Action	Primary School Family Support	85,751	0	0	0
Tompkins Community Action	Primary School Family Support (COPS)	0	85,751	85,751	85,751
Tompkins Community Action	STEHP	165,522	165,522	207,522	207,522
University of Rochester	Child-Parent Psychotherapy Training and Technical Assistance				-12,150
Various	Kinship Training Co-leader	500	0	0	0
various foster parents	MAPP/GPS Co-leaders	2,000	2,000	2,000	2,000
various professionals	Psychological Evaluations	50,000	50,000	50,000	50,000
various providers	birth certificates	1,000	0	0	0

Tompkins County Contracts by Department

Department/Contractor Name	Services Provided	2016	2017	2018	2019
various providers	Court Reporters	500	0	0	0
various providers	Homemaker Services	5,000	5,000	5,000	5,000
various providers	Summons Service	14,000	0	0	0
various providers	Transport services - non-medical	22,000	22,000	22,000	22,000
Venesky & Assoc CPA	Accountant: Revenue Maximization	10,000	0	0	0
Verizon	Cellphones	10,935	24,095	24,095	18,000
Verizon	Wireless Internet access	13,640	0	0	0
William George Agency	RTA "Anchor County"				5,815,355
William George Agency	Therapeutic Day Program	366,033	366,033	366,033	366,033
Youth Advocacy Program	STSJP-funded Detention Prevention Services	85,219	112,000	211,269	211,269
Youth Advocacy Program	YAP Preventive Services	298,108	280,536	280,536	280,536
		$ 3,629,182	**$ 3,068,530**	**$ 3,640,429**	**$**
Transportation Planning					
Cornell Cooperative Extension of TC	Way2Go County: Transportatiion Education	0	228,425	239,400	231,459
Cornell Cooperative Extension of TC	Way2Go Regional - Transportation Education	0	144,120	144,120	124,631
GADABOUT	Operating Assistance	0	92,150	92,404	97,000
SCMP	Special Community Mobility Projects	0	101,250	101,250	101,250
SCMP Rollover	Special Community Mobility Projects	0	12,250	12,250	12,250
t/b/a	FingerLakes Rideshare	0	16,000	16,000	25,449
t/b/a	Regional Travel Training	0	49,140	49,140	25,000
		$ 0	**$ 643,335**	**$ 654,564**	**$ 617,039**
Weights & Measures Department					
Nover Engelstein & Assoc.	Computer Services	150	180	200	200
		$ 150	**$ 180**	**$ 200**	**$ 200**
Workforce Development Board					
Challenge Industries	Disability Resource Coordinator	59,293	71,200	71,493	71,493
Finger Lakes Workforce Investment Board	Fiscal and Program Monitoring	4,000	2,640	2,640	2,640
Unknown	Summer Youth Employment Program	212,674	198,248	210,668	202,769
		$ 275,967	**$ 272,088**	**$ 284,801**	**$ 276,902**
Youth Services Department					
Child Development Council	Teen Pregnancy and Parenting Program	39,796	39,482	40,066	40,662
City of Ithaca	Matching funds for Municipal Youth Services	14,903	23,400	23,868	24,345
City of Ithaca Youth Bureau	City Sales Tax Agreement	205,557	212,081	228,680	224,733
City of Ithaca Youth Bureau	One-to-One Program	58,729	51,454	52,215	52,991
City of Ithaca Youth Bureau	Outing Program	0	20,147	10,297	10,450
City of Ithaca Youth Bureau	Recreation Support Services	89,236	85,158	86,417	87,702
City of Ithaca Youth Bureau	Youth Employment Services	55,148	49,439	50,170	50,916
Cooperative Extension	Program Managers in Danby, Enfield, Caroline	29,719	46,663	47,596	53,549
Cooperative Extension	Staff supervision and training	51,326	57,451	58,600	104,772
Cooperative Extension	Urban Outreach Program	20,463	20,293	20,593	20,899

Tompkins County Contracts by Department

Department/Contractor Name	Services Provided	2016	2017	2018	2019
Cooperative Extension	Youth Employment Coordination	20,000	20,400	20,808	21,224
Family & Children's Services	Open Doors Program	52,442	76,825	77,961	79,120
Learning Web	Youth Exploration Program	97,240	81,009	82,207	83,429
Learning Web	Youth Outreach Program for Homeless Youth	88,646	92,296	93,661	95,052
Town of Dryden	Matching funds for Municipal Youth Services	20,357	31,964	32,603	33,255
Town of Ithaca	Matching funds for Municipal Youth Services	17,485	27,455	28,004	28,564
Town of Lansing	Matching funds for Municipal Youth Services	11,167	17,535	17,886	18,244
Town of Newfield	Matching funds for Municipal Youth Services	6,853	10,760	10,975	11,195
Town of Ulysses	Matching funds for Municipal Youth Services	14,859	23,331	23,798	24,274
Town/Village Groton	Matching funds for Municipal Youth Services	14,438	22,670	23,123	23,585
		$ 908,364	**$ 1,009,813**	**$ 1,029,528**	**$ 1,088,961**

Youth Services Recreation Partnership

City of Ithaca	Recreation Partnership	261,024	276,488	282,020	287,660
		$ 261,024	**$ 276,488**	**$ 282,020**	**$ 287,660**

Tompkins County List of Memberships

Airport	2014	2017	2018	2019
AAAE (Northeast Chapter)	50	50	50	50
American Association of Airport Executives AAAE	550	550	550	275
Chemung County Chamber of Commerce				450
Cortland County Chamber of Commerce	0	300	300	303
Fire Chiefs Association	10	10	10	10
New York Airport Management Association	750	750	750	750
Sustainable Tompkins	50	50	50	50
Tompkins County Area Development	1,500	1,500	1,500	4,000
Tompkins County Chamber of Commerce	480	500	500	500
US Contract Tower Association AAAE	2,300	2,300	2,300	2,600
Watkins Glen Chamber of Commerce				250
	$ 5,690	$ 6,010	$ 6,010	$ 9,238

Assessment Department	2014	2017	2018	2019
Caspio			468	468
Central Region County Directors	25	25	25	25
IAAO	175	175	175	175
IAO	210	140	150	150
Ithaca Board of Realtors	450	450	450	450
Ithaca Journal	120	120	120	120
New York State Assessors Association	595	680	850	850
NYS Appraisal Licenses	600	600	660	660
NYSRPTDA	75	75	75	75
	$ 2,250	$ 2,265	$ 2,973	$ 2,973

Assigned Counsel	2014	2017	2018	2019
NYS Chief Defender's Association	0	0	80	80
	$ 0	$ 0	$ 80	$ 80

Board of Elections	2014	2017	2018	2019
NYS Election Commissioners Association	140	140	140	140
	$ 140	$ 140	$ 140	$ 140

County Administration	2014	2017	2018	2019
ICMA				1,040
NYS County Administrator's Association	400	400	400	400
Southern Tier East Regional Planning Development Board			10,000	0
	$ 400	$ 400	$ 10,400	$ 1,440

County Administration - STOP DWI	2014	2017	2018	2019
STOP-DWI Coordinators Association	650	650	650	650
	$ 650	$ 650	$ 650	$ 650

County Attorney	2014	2017	2018	2019
NYS Association of County Attorneys	500	500	500	500
	$ 500	$ 500	$ 500	$ 500

County Clerk	2014	2017	2018	2019
NYALGRO	30	30	30	30
NYSACC	300	300	300	300

Tompkins County List of Memberships

	$ 330	$ 330	$ 330	$ 330
County Office for the Aging	**2014**	**2017**	**2018**	**2019**
National Association of Area Agencies on Aging	0	1,135	2,095	1,880
New York State Area Agencies on Aging	1,236	1,285	1,337	1,364
Statewide Senior Action			75	75
	$ 1,236	$ 2,420	$ 3,507	$ 3,319
District Attorney	**2014**	**2017**	**2018**	**2019**
New York State Prosecutors Training Institute				1,875
NYS District Attorneys Association	1,875	1,875	1,875	1,875
	$ 1,875	$ 1,875	$ 1,875	$ 3,750
Emergency Response Department	**2014**	**2017**	**2018**	**2019**
Assoc of Public Safety Comm Officers	0	850	850	850
NENA	0	150	150	150
	$ 0	$ 1,000	$ 1,000	$ 1,000
Facilities Department	**2014**	**2017**	**2018**	**2019**
American Public Works Association (APWA)	189	194	199	205
International Codes Council (ICC)	50	50	50	55
International Codes Council (ICC)	50	50	240	240
International Executive Housekeeping Association	160	160	200	100
International Facilities Management Assoc. (IFMA)	283	283	301	321
International Facilities Management Assoc. (IFMA)	283	283	0	0
National Fire Protection Association (NFPA)	165	165	175	175
Project Management Institute (PMI)	0	0	130	129
	$ 1,180	$ 1,185	$ 1,295	$ 1,225
Finance Department	**2014**	**2017**	**2018**	**2019**
ASSOC. OF GOVT ACCOUNTANTS	140	140	140	140
GFOA	180	180	840	840
NYS COUNTY TREASURERS & FINANCE OFFICERS	65	65	100	100
NYS GOVERNMENT FINANCE OFFICERS	160	160	170	170
SAMPO - PURCHASING	50	50	100	100
	$ 595	$ 595	$ 1,350	$ 1,350
Health Department	**2014**	**2017**	**2018**	**2019**
American Public Health Association	200	200	750	750
American Water Works Association	0	0	205	205
Conference of Env Hlth Directors	15	30	30	30
National Environmental Health Association	0	0	110	110
National WIC Association & NYS WIC Assoc.	0	150	300	300
NYS Assoc. for Food Protection	40	40	40	40
NYS Assoc. of County Health Officials	0	0	2,341	2,675
NYS Public Health Association			250	250
Rural Health Network (S2AY Network)	0	0	4,000	4,000
	$ 255	$ 420	$ 8,026	$ 8,360
Highway Department	**2014**	**2017**	**2018**	**2019**
NYS Assoc. of Town Sup't. of Highway	150	150	150	150

Tompkins County List of Memberships

NYS County Highway Sup'ts. Assoc.	300	300	300	300
TC Town Highway Sup'ts. Association	75	75	100	100
TC Town Highway Sup'ts. Association	75	75	100	100
	$ 600	$ 600	$ 650	$ 650

Human Resources, Department of	2014	2017	2018	2019
Diversity Consortium	0	0	100	100
NYS Assoc. of Personnel and Civil Service Officers	150	150	150	100
NYS Public Employer Labor Relations Association				215
NYSAssociation of Self Insured Counties				55
SHRM - National Organization	75	75	200	209
Tompkins County SHRM	125	125	150	640
	$ 350	$ 350	$ 600	$ 1,319

Human Rights, Office of	2014	2017	2018	2019
Diversity Consortium of Tompkins County	0	0	0	0
	$ 0	$ 0	$ 0	$ 0

Information Technology Services	2014	2017	2018	2019
NYSLGITDA	50	50	50	50
SUGA	195	195	195	195
	$ 245	$ 245	$ 245	$ 245

Ithaca-Tompkins Co. Transportation Council	2014	2017	2018	2019
American Planning Association (APA)	500	500	500	500
Association of MPOs (NARC)	400	400	400	400
Institute of Transportation Engineers (ITE)	300	300	300	300
NY Parks & Trails	75	75	75	75
NYS Traffic Safety Board	150	150	150	150
Sustainable Tompkins	75	75	75	75
	$ 1,500	$ 1,500	$ 1,500	$ 1,500

Legislature & Clerk of the Legislature	2014	2017	2018	2019
Cayuga Lake Watershed Intermunicipal	900	900	900	900
Conservation Leaders Network	45	45	45	45
New York State Association of Counties	10,522	10,838	11,498	11,709
NYS Assoc. of Clerks of County Legislative Boards	100	100	100	100
	$ 11,567	$ 11,883	$ 12,543	$ 12,754

Mental Health Department	2014	2017	2018	2019
Integrity Partners			5,000	17,000
New York Association of Rehabilitation Services (NYAPRS)			4,100	2,075
NYS Conference of Local MH Hygiene Directors	3,010	3,100	3,286	3,385
	$ 3,010	$ 3,100	$ 12,386	$ 22,460

Planning and Sustainability, Department of	2014	2017	2018	2019
American Institute of Certified Planners				135
American Institute of Certified Planners				145
American Planning Association-Tourism Section	85	0	0	0
American Planning Association; AICP	550	560	585	657
County Planning Directors	75	75	75	75

Tompkins County List of Memberships

ICLEI	1,750	1,750	1,750	1,750
New York Planning Federation	425	425	0	0
NYS Association of EMCs	75	75	75	75
Planners Advisory Service	0	0	0	0
Southern Tier 8 Regional Board				10,000
Stormwater Coalition of Tompkins County	1,500	1,500	1,500	1,500
	$ 4,460	$ 4,385	$ 3,985	$ 14,337

Probation and Community Justice	2014	2017	2018	2019
American Probation & Parole Association	0	0	50	50
Association of Women Executives in Correction	0	100	100	100
Council of Probation Administrators	500	500	500	500
Council of Probation Administrators				250
National Assoc. of Probation Executives	50	50	50	50
	$ 550	$ 650	$ 700	$ 950

Recycling and Materials Management, Department of	2014	2017	2018	2019
Chamber of Commerce	0	125	125	100
Chamber of Commerce	400	500	520	520
Local Ithaca First	175	175	0	0
National Recycling Coalition	280	280	0	500
North American Hazardous Materials Mgmt Assoc	90	90	90	100
NYSAR3	210	210	280	210
Responsible Purchasing Network	315	350	350	0
Rotary Club	310	260	260	260
Scalehouse Licenses	90	90	90	105
Sustainable Tompkins	50	50	0	0
SWANA/NYSSWM	275	75	75	0
TBD	0	0	30	24
US Composting Council	250	295	295	295
	$ 2,445	$ 2,500	$ 2,115	$ 2,114

Sheriff's Office	2014	2017	2018	2019
Icap	0	0	0	0
New york state sheriff's association	250	250	250	450
SNYPJOA	0	0	0	0
	$ 250	$ 250	$ 250	$ 450

Social Services Department	2014	2017	2018	2019
New York Public Welfare Association (NYPWA)	4,584	4,584	5,010	5,160
NYS Association of Fiscal Administrators	15	15	15	15
Staff Development Association of New York	15	15	15	15
Western Region Commissioner's Assocation	25	25	25	25
	$ 4,639	$ 4,639	$ 5,065	$ 5,215

Transportation Planning	2014	2017	2018	2019
New York Public Transit Assoc	0	0	350	350
	$ 0	$ 0	$ 350	$ 350

Weights & Measures Department	2014	2017	2018	2019
N.Y.S. Weights & Measures Assoc.	25	25	50	75

Tompkins County List of Memberships

National conference of Weights & Measures	75	75	150	175
	$ 100	$ 100	$ 200	$ 250

Workforce Development Board	2014	2017	2018	2019
National Association of Workforce Boards	850	850	900	0
New York State Association of Trng & Empl. Prof.	3,000	3,000	3,000	3,000
Tompkins County Chamber of Commerce	375	375	375	375
	$ 4,225	$ 4,225	$ 4,275	$ 3,375

Workforce NY Career Center	2014	2017	2018	2019
Diversity Consortium of Tompkins County	100	100	100	100
Society for Human Resource Managers	120	120	240	240
	$ 220	$ 220	$ 340	$ 340

Youth Services Department	2014	2017	2018	2019
Association of NYS Youth Bureaus	320	320	200	200
Chamber of Commerce	458	500	350	0
Coaliton for Homeless Youth	0	0	350	300
Community Anti-Drug Coalitons of America	0	0	0	0
Empire State Coalition	0	500	0	0
Executive Exchange Association of TC	100	100	100	100
Ithaca Rotary Club (Drug Free Communities Grant)	0	0	0	0
NY Alcohol Policy Alliance	0	0	0	0
	$ 878	$ 1,420	$ 1,000	$ 600

This page intentionally left blank.

NYS/Functional Units by Department/Agency (with Mandate Class)

NYS/Functional Unit and Account titles are presented here as they appear in Tompkins County's Financial System, where, due to character limits in title fields, they are often heavily abbreviated and/or truncated.

Airport
5610 AIRPORT (Discretionary)

Animal Control - SPCA
3520 ANIMAL CONTROL (Discretionary)

Assessment Department
1355 ASSESSMENT (Locally Mandated Responsibilities)

Assigned Counsel
1170 PLNG. & COORD.(LEG.DEF.) (Discretionary)
1171 DEFENSE OF INDIG. ATTYS. (Mandate)
1172 SCHUYLER CTY PLNG & COORD (Discretionary)

Board of Elections
1450 BOARD OF ELECTIONS (Locally Mandated Responsibilities)
1451 ELECTIONS EXPENSE (Locally Mandated Responsibilities)
1452 ELECTIONS GRANT (Locally Mandated Responsibilities)

Capital Program
9576 CONTRIB. TO CONSTRUCTION (Discretionary)
9961 CONTRIB. TO DEBT SERVICE (Other Fixed Costs)

Contingent Fund
1990 CONTINGENT FUND (Other Fixed Costs)

Cornell Cooperative Extension
2981 COOPERATIVE EXTENSION (Discretionary)

County Administration
1230 COUNTY ADMINISTRATION (Discretionary)
1232 CJATI ADVISORY BOARD (Discretionary)
1236 WDIC (Discretionary)
1988 PUBLIC INFORMATION (Discretionary)
1989 RISK MANAGEMENT (Discretionary)

County Administration - STOP DWI
4250 STOP DWI (Discretionary)

County Attorney
1420 COUNTY ATTORNEY (Discretionary)

County Clerk
1346 CENTRAL SERVICES (Locally Mandated Responsibilities)
1410 COUNTY CLERK (Locally Mandated Responsibilities)
1411 MOTOR VEHICLES (Locally Mandated Responsibilities)
1460 RECORDS MANAGEMENT (Locally Mandated Responsibilities)

County Historian
7520 COUNTY HISTORIAN (Discretionary)

County Office for the Aging
6771 LTC OMBUDSMAN (Discretionary)
6772 TITLE III-B (Discretionary)
6774 SNAP (Discretionary)
6775 TITLE V (Discretionary)
6776 NUTRITION FOR THE ELDERLY (Discretionary)
6777 CSEP (Discretionary)
6778 HEAP (Discretionary)
6780 EISEP (Discretionary)
6781 TITLE III-E (Discretionary)
6782 CARE GIVERS TRAINING (Discretionary)

6784 CASH IN LIEU (Discretionary)
6786 ASSISTIVE TECHNOLOGY (Discretionary)
6787 PERS (Discretionary)
6789 BIP - CARE GIVERS SUPPORT (Discretionary)
6791 NEW YORK CONNECT (Discretionary)
6793 HEALTH INSURANCE COUNS. (Discretionary)
6795 TITLE III D/HEALTH PROMO. (Discretionary)
6796 WRAP (Discretionary)
6797 BALANCING INCENTIVE PROGR (Discretionary)

Debt Service Fund

1380 FISCAL AGENT FEES (Discretionary)
9710 SERIAL BONDS (Discretionary)
9730 BAN (Discretionary)
9789 OTHER DEBT- LEASES (Discretionary)

District Attorney

1165 DISTRICT ATTORNEY (Locally Mandated Responsibilities)

Emergency Response Department

3410 FIRE & DISASTER COORD. (Discretionary)
3411 EMERGENCY COMMUNICATIONS (Other Fixed Costs)

Facilities Department

1620 BLDG. & GRND. MAINTENANCE (Discretionary)
1621 UTILITIES, TAXES, INSUR. (Other Fixed Costs)

Finance Department

1310 BUDGET & FINANCE (Discretionary)
1315 COMPTROLLER (Discretionary)
1345 PURCHASING (Discretionary)
1362 TAX ADVERTISING EXPENSE (Discretionary)
1364 EXP. OF TAX ACQ. PROPERTY (Discretionary)
1950 TAXES ON CO. OWN. PROP. (Discretionary)

Health Department

2960 PRESCHOOL SPECIAL EDUCATI (Mandate)
4010 PH ADMINISTRATION (Locally Mandated Responsibilities)
4012 WOMEN, INFANTS & CHILDREN (Locally Mandated Responsibilities)
4013 OCCUPATIONAL HLTH.& SFTY. (Locally Mandated Responsibilities)
4014 MEDICAL EXAMINER (Locally Mandated Responsibilities)
4015 VITAL RECORDS (Locally Mandated Responsibilities)
4016 COMMUNITY HEALTH (Locally Mandated Responsibilities)
4017 MEDICAL EXAMINER PROGRAM (Mandate)
4018 HEALTHY NEIGHBORHOOD PROG (Discretionary)
4047 PLNG. & COORD. OF C.S.N. (Discretionary)
4048 PHYS.HANDIC.CHIL.TREATMNT (Locally Mandated Responsibilities)
4054 EARLY INTERV (BIRTH-3) (Mandate)
4090 ENVIRONMENTAL HEALTH (Locally Mandated Responsibilities)
4095 PUBLIC HEALTH STATE AID (Locally Mandated Responsibilities)

Highway Department

3310 TRAFFIC CONTROL (Discretionary)
5010 COUNTY ROAD ADMIN. (Discretionary)
5110 MAINT. ROADS & BRIDGES (Discretionary)
5111 BRIDGES (Discretionary)
5142 SNOW REMOVAL COUNTY (Discretionary)

Highway Machinery

5130 HIGHWAY MACHINERY (Discretionary)

History Center in Tompkins County
7510 THE HISTORY CENTER (Other Fixed Costs)

Human Resources, Department of
1430 PERSONNEL (Locally Mandated Responsibilities)
1987 INSERVICE TRAINING (Locally Mandated Responsibilities)

Human Rights, Office of
8040 HUMAN RIGHTS (Discretionary)

Human Services Coalition - Community Agencies
6305 BASIC SUBSISTENCE (Discretionary)

Human Services Coalition of Tompkins County
4080 HEALTH PLANNING COUNCIL (Discretionary)
6308 HSC PLANNING & COORD. (Discretionary)
6311 HSC INFO. & REFERRAL (Discretionary)

Information Technology Services
1680 INFORMAT. TECH. SERVICES (Discretionary)
1683 GIS (Discretionary)
1685 ITS CRIM JUST SUPPORT (Discretionary)

Insurance Reserve
9904 SELF INSURANCE RESERVE (Discretionary)

Interfund Distribution
9101 ALLOWANCE FOR NEGOTIATION (Other Fixed Costs)
9502 CONTRIBUTION TO COMM DEV (Other Fixed Costs)
9522 CONTRIBUTION TO D FUND (Discretionary)

Ithaca-Tompkins Co. Transportation Council
5650 RIDE SHARE (Discretionary)
5651 17/18 FTA (Discretionary)
5652 18/19 FHWA (Discretionary)
5680 17/18 FHWA (Discretionary)
8664 FTA 14/15 (Discretionary)
8665 14/15 FHWA (Discretionary)
8669 FTA 11/12 (Discretionary)
8672 FTA 13/14 (Discretionary)
8673 FHWA 13/14 (Discretionary)
8674 FTA 12/13 (Discretionary)
8678 2015/2016 FHWA (Discretionary)
8679 NYSERDA (Discretionary)
8681 APRIL 2015 FTA (Discretionary)
8697 2016/2017 FTA (Discretionary)
8699 2016/2017 FHWA (Discretionary)

Legislature & Clerk of the Legislature
1010 LEGISLATURE (Discretionary)
1040 CLERK, LEGISLATURE (Discretionary)
1920 MUNICIPAL DUES (Discretionary)

Memorial Celebrations
7550 CELEBRATIONS (Discretionary)

Mental Health Department
4310 M.H. ADMINISTRATION (Discretionary)
4311 MENTAL HEALTH CLINIC (Discretionary)
4312 SKY LIGHT CLUB (Discretionary)
4314 CLIENT FISCAL MGMT. (Discretionary)
4316 INTENSIVE CASE MGMT. (Discretionary)
4318 I.C.M. CHILDREN'S NEEDS (Discretionary)
4321 UNITY HOUSE (Discretionary)
4323 BOCES (Discretionary)
4324 MENTAL HEALTH ASSOC. (Discretionary)
4325 ALCOHOLISM COUNCIL (Discretionary)
4326 ITHACA YOUTH BUREAU (Discretionary)
4327 SUICIDE PREVENTION (Discretionary)
4328 EMERGENCY COMM. SHELTER (Discretionary)
4329 CHALLENGE INDUSTRIES (Discretionary)
4330 HEALTH HOME (Discretionary)
4331 ALPHA HOUSE (Discretionary)
4332 ADULT SUPPORTIVE HOUSING (Discretionary)
4333 FAMILY & CHILDREN'S SVC. (Discretionary)
4336 CATHOLIC CHARITY (Discretionary)
4390 PSYCHIATRIC EXPENSE (Mandate)
6301 FRANZISKA RACKER CENTER (Discretionary)

Opportunities, Alternatives, and Resources (OAR)
6315 OAR CORE SVCS. (Discretionary)

Outside Colleges
2490 COMM.COLL.O'SIDE COUNTY (Mandate)

Tompkins Cortland Community College
2495 TOMP. CORT. COMM. COLLEGE (Other Fixed Costs)

Planning and Sustainability, Department of
8020 COMMUNITY PLANNING (Discretionary)
8021 CAP RESERVE - RES PROTECT (Discretionary)
8022 TOURISM PLAN & PROG DEVEL (Discretionary)
8027 GOVERNMENT PLANNING (Discretionary)
8710 COUNTY FORESTRY (Discretionary)

Probation and Community Justice
3140 PLNG. & COORD. (PROBAT.) (Locally Mandated Responsibilities)
3141 ALTERNATIVES TO INCARC. (Locally Mandated Responsibilities)
3142 PROBATION INTAKE/INVESTIG (Locally Mandated Responsibilities)
3160 ATI INITIATIVES (Discretionary)
3989 DRUG COURT SUPP GRNT - 2016 (Locally Mandated Responsibilities)
3990 DRUG COURT SUPP GRNT - 2013 (Locally Mandated Responsibilities)
3994 RE-ENTRY PROGRAM (Discretionary)

Recycling and Materials Management, Department of
8160 SOLID WASTE DISPOSAL (Discretionary)
8163 RECYCLING (Discretionary)
8164 SOLID WASTE RECY. & COLL. (Discretionary)
8165 SOLID WASTE REDUCTION (Discretionary)
8166 OLD LANDFILLS &FACILITIES (Discretionary)
8168 SOLID WASTE ADMIN (Discretionary)
8169 HOUSEHOLD HAZARDOUS WASTE (Discretionary)

Rural Library Services
7410 LIBRARIES (Discretionary)

Sales Tax Distribution
1985 DISTRIBUTION OF SALES TAX (Discretionary)
6901 COUNTY/CITY PROGRAM (Discretionary)

Sheriff's Office
3110 CIVIL (Locally Mandated Responsibilities)
3113 LAW ENFORCEMENT (Discretionary)

Sheriff's Office - Jail
3150 CORRECTIONS (Other Fixed Costs)
3151 MEDICAL AND BOARDING (Mandate)

Social Services Department
6010 PLNG. & COORD. (DSS) (Locally Mandated Responsibilities)
6055 DAYCARE (Mandate)
6070 PURCHASE OF SERVICES (Locally Mandated Responsibilities)
6100 MEDICAID (Mandate)
6101 MEDICAL ASSISTANCE (Mandate)
6106 SPEC. NEEDS ADULT FAM. (Mandate)
6109 FAMILY ASSISTANCE (Mandate)
6119 CHILD CARE (Mandate)
6123 DELINQUENT CARE (Mandate)
6129 STATE TRAINING SCHOOLS (Mandate)
6140 SAFETY NET (Mandate)
6141 FUEL CRISIS ASSIST. STATE (Mandate)
6142 EMERG. AID TO ADULTS (Mandate)

Soil & Water Conservation District
8730 SOIL & WATER CONSERVATION (Discretionary)

Tompkins Community Action
6307 TOMPKINS COMMUNITY ACTION (Discretionary)

Tompkins Consolidated Area Transit
5630 TRANSPORTATION SERVICES (Other Fixed Costs)

Tompkins County Area Development
6420 TC AREA DEVELOPMENT (Discretionary)

Tompkins County Public Library
7411 PUBLIC LIBRARY (Discretionary)

Tourism Promotion
6475 ROOM TAX (Discretionary)

Transportation Planning
5631 TRANSPORTATION PLANNER (Discretionary)

Unallocated Revenues
9999 UNALLOCATED REVENUE (Unallocated Revenue)

Weights & Measures Department
3630 WEIGHTS & MEASURES (Locally Mandated Responsibilities)

Workforce Development Board
6290 WORKFORCE DEV BOARD (Discretionary)

Tompkins Workforce NY Career Center
6292 EMPLOYMENT & TRAINING (Discretionary)

Youth Services Department
7020 YOUTH BUREAU (Discretionary)
7022 YOUTH PROGRAMS (Discretionary)
7026 MUNICIPAL YOUTH SERVICES (Discretionary)

Youth Services Recreation Partnership
7021 RECREATION PARTNERSHIP (Discretionary)

Accounts by Account Classification

Salary and Wages

51000 REGULAR PAY
51000002 BOARD MEMBER
51000003 SHERIFF
51000004 COUNTY CLERK
51000005 DISTRICT ATTORNEY
51000006 LEGISLATOR
51000049 PROJECT ASSISTANT
51000051 JTPA PARTICIPANT
51000052 CONSERVATION DIST ADMIN
51000053 ASSIST COUNTY HIGHWAY DIR
51000054 COMMUNICATIONS CTR MANAGE
51000055 COURT ATTENDANT
51000056 CORRECTIONS CAPTAIN
51000057 PROFESSIONAL DEV COORDINA
51000058 GRANTS AND TRAINING COORD
51000059 STARLIGHT WORKERS
51000060 TITLE V COFA
51000061 PLANNING ADMINISTRATOR
51000066 ASSIST ASSESS ACCT SPCLST
51000075 VOTING MACH TECH
51000076 SUBSTANCE ABUSE EVALUATOR
51000077 COMMUNICATION ASST
51000078 RECRD MGMT SPEC
51000079 CASE SUP GRADE A
51000080 PUBLIC HLTH SOCIAL WORK
51000081 LONG TRM CARE SPEC
51000082 SR WEIGH SCALE OP
51000083 MOBILITY PROG SPEC
51000084 REHAB TEAM LEADER
51000085 WIC TEAM LEADER
51000086 WIC NUTRI EDUCATOR
51000087 SUP VISIT PRG CORD
51000088 M HLTH ASSESS SPEC
51000089 M HLTH THERAP SPEC
51000090 PHYSICAL THERAPIST/PED
51000092 PRIN REC CK CIV DV
51000093 RECYCLING MGR
51000094 DIR YOUTH SERVICES
51000095 DIR-HLTH PROMO PRG
51000096 WIC CLERK
51000097 COMM PLAN COMM SUS
51000098 PUB SAFE SYS ADMIN
51000099 ADMIN RECORDING CLK
51000166 DEP MEDICAL EXAM
51000167 DIR ENVIRON HLTH
51000168 NURSE PRACTITIONER MH
51000169 ASST F&E MGT DIR
51000170 COMM PLAN & PUBLIC WORKS
51000171 CHIEF TRAN PLANNER
51000172 EARLY INTERV DIV
51000173 COM CENTER MGR
51000174 DEP COMM PERSONNEL
51000175 DEP COMM ELECTIONS
51000176 ASST DA LOC CRM CT
51000177 ASST DIR FACIL
51000178 CLERK, LEGISLATURE
51000179 DIR OF FACILITIES
51000180 ASST EMS DIR
51000181 ASST DIR ASSESSMENT
51000182 DIR DISPATCH CTR
51000183 EMP BENEFITS MGR
51000184 CORR LIEUTENANT
51000185 DOM VIO PREV COORD
51000186 DEP PROB DIR II
51000187 WKFORCE DEVEL DIR
51000188 DIR DEPT EMER RES
51000189 EMPLOYMENT & TRAINING DIR
51000190 ASST B&G MGR
51000191 COMM JUSTICE DIR
51000192 ASST HIGHWAY MGR
51000193 CAPT DEP SHERIFF
51000194 SYSTEMS ADMIN
51000195 DIR INF TECH SVCS
51000196 DEP COMM MENT HLTH
51000197 ACTING COMM SOCIAL SERVIC
51000198 RECYCLING SUPV
51000200 FISCAL OFFICER
51000201 COMMR. OF ELECT.
51000202 DEPUTY CO. CLERK
51000203 CONFIDENTIAL INVESTIGATOR
51000204 COMMUNICATIONS SPECIALIST
51000205 ASST CO FIRE & DIS COOR
51000206 DIR. ADM SERVICES
51000207 DIR. WGTS & MEAS.
51000208 GEN. BLDG. SUPER.
51000209 HLTH NEIGHBOR EDUC COORD
51000210 MOT. VEH. BUR. SUPR.
51000211 PROBATION SUPER.
51000212 CHIEF DEPUTY CLERK LEGISL
51000213 CLERK, LEGISLATURE
51000214 INFORMATION AIDE
51000215 DIR, OFF. FOR AGING
51000216 E & T DIRECTOR II
51000216 HR SYSTEMS & PROGM ADMIN
51000218 SR COMMUNITY HLTH NURSE
51000219 UNDERSHERIFF
51000220 YOUTH BUR. DIR.
51000222 PW ADMINISTRATOR

51000223 STOP-DWI COORD.
51000225 AIRPORT MANAGER
51000226 ASST. CTY ATTORNEY
51000227 ASST. DIR. ASSESS.
51000228 ASST. DIS. ATTORN.
51000229 CO. FIRE & DIS CO.
51000230 DIR OF PAT. SRVCS.
51000232 PUB. HEALTH ADMN.
51000233 SOC. SRVCS. ATTORN
51000235 TOBACCO EDUC COORD
51000237 DIR MENT. HLT CLIN
51000238 PROBATION DIR. II
51000239 SR. CIVIL ENG.
51000240 SR. PUB. HLTH. ENG.
51000242 COMM. OF PERSONNEL
51000243 COMM. OF PLANNING
51000244 DIR. OF ASSESS.
51000246 COMPTROLLER
51000247 COMM. SOC. SRVCS.
51000248 COUNTY ATTORNEY
51000249 DIRECTOR OF COMM HLTH
51000250 PUBLIC HLTH. DIR.
51000252 DIR ACCT SVCS
51000253 COUNTY ADMIN.
51000254 MEDICAL DIRECTOR
51000255 PRG. DIR. DAY TRMT
51000257 SOLID WASTE MGR.
51000258 PERS/BEN ASSOCIATE
51000259 PROBATION SYSTEM ANALYST
51000260 PSYCHIATRIST
51000261 COMPLIANCE PROGRAM COORD
51000262 DEP CNTY ATTNY
51000264 TRTMNT CRT CSE MGR
51000265 TB PHYSICIAN
51000266 COUNTY HWY MANAGER
51000267 TREASURY MANAGER
51000268 ASST DIR OF EMERGENCY RES
51000269 ASTDIR ASM/INT OPR
51000270 COUNTY HIGHWAY DIRECTOR
51000274 AST AIRPRT MANAGER
51000275 SUPERVISING ATTRNY
51000276 EQUIPMENT SERV MGR
51000277 DEP DISTRICT ATTNY
51000278 FIN SYSTEMS ADMIN
51000279 ASST SOL WST MGR
51000280 PROG DEVELOP SPEC
51000281 ACTING DISTRICT ATTORNEY
51000282 DEPUTY CO. ADMN.
51000283 DEP COMM PLANNING
51000284 DIR. OF HUMAN RIGHTS
51000285 COMM MH SVCS
51000287 FISCAL ADMINISTRATOR
51000288 DIR. OF ELIG.
51000290 CHIEF CORR OFFICER
51000291 MGR TALNT AQUIRE & ENGAGE
51000292 DIR/CHILD W/SPEC
51000293 DIR. OF SVCS.
51000294 PROGRAM DIR. CSS
51000295 TRANS PLANNING DIR
51000296 BGT & FIN MANAGER
51000297 EMP SAFETY & HEALTH COOR
51000298 MEDICAL DIRECTOR/MH
51000307 EM SERV DISP/CAD SYS SPEC
51000310 DEP CLERK, BD/REPS
51000311 SECRETARY, DA
51000312 PARALEGAL TO CA
51000313 EMPLOYEE BENEFITS COORD
51000315 DEP. MED. EXAM.
51000316 EXEC ASST TO C/ADM
51000318 ACCT CLERK/TYPIST
51000320 SR ACCT CLERK/TYP
51000321 KEYBOARD SPEC
51000326 ADMIN ASSISTANT
51000327 AUDITOR
51000329 RECEPTIONIST
51000330 SECRETARY
51000331 PAYROLL COORDINATOR
51000333 PERSONNEL ASST
51000334 PRIN ACCT CLK TYP
51000335 SEC TO COUNTY ADMIN
51000337 SEC/PARALEG AIDE CA
51000338 CONTRACTS COORD
51000339 PERSONNEL TECHNICIAN
51000340 PUBLIC INF OFFICER
51000341 ADMIN SRVCS COORD
51000342 VICTIM & RECOVERY SP
51000343 SYSTEMS ANALYST
51000344 PERSONNEL ASSOC
51000346 DOM VIO PREV COORD
51000347 ORG DEVELOP COORD
51000348 CON SEC TO SHERIFF
51000349 PAYROLL SPECIALIST
51000350 ASST TO DA
51000351 DEP CLERK, LEGISLA
51000352 EX ASST TO SHERIFF
51000353 PUBLIC AFF OFF
51000354 PUB INF OFF TRN
51000355 CHIEF DEP CLK
51000356 SEC/PARA AID TO DA
51000357 PERS ASST TRAIN
51000358 DISPATCH SUP/CAD SYS SPEC
51000359 PROGRAM ANALYST
51000360 ADMIN SPECIALIST
51000361 PROGRAMMER/ANALYST
51000362 INFORMATION AIDE
51000401 CORRECTIONS CORP

51000402 DISPATCHER
51000403 COOK (JAIL)
51000404 PUB HLTH PREP COORD
51000405 DEP SHERIFF, JAIL
51000406 CORRECTIONS OFFIC.
51000407 CORRECTIONS OFFICER (PT)
51000411 CORRECTIONS SGT.
51000412 SGT-DEPUTY SHERIFF
51000413 CRIM. INVESTIGATOR
51000414 DEP COMM OF SOCIAL SERVIC
51000415 DEPUTY DIRECTOR OF FINANC
51000417 SR. CRIM. INVEST.
51000419 DEPUTY SHERIFF
51000420 DEPUTY SHERIFF (PT)
51000421 HEAD COOK, JAIL
51000424 CIVIL/ACCT PER CLERK
51000425 SECRETARY
51000426 CIVIL PROCESS SERV
51000428 LIEUTENANT DEPUTY SHERIFF
51000429 SHERIFF'S CLERK
51000430 SR CIVIL/SCCT PER CLERK
51000431 KEYBOARD SPEC
51000500 REAL PROP SYS SUPR
51000502 HLTHCARE SEC&PRIV OFFICER
51000503 CLERK
51000504 ACCOUNT CLERK
51000505 MTR. VEH. EXAM
51000506 RECEPTIONIST
51000507 KEYBD SPEC
51000508 STAFF SOCIAL WORKER
51000509 DAT ENT MACH OPER
51000510 WIC NUTRITION EDUCATOR II
51000511 CASE AIDE
51000513 ACCT. CLERK/TYPIST
51000515 GIS TECHNICIAN/WEB DEVEL
51000516 WATER RESOURCES PLANNER
51000517 OUTREACH WORKER
51000518 SENIOR CLERK
51000519 SENIOR TYPIST
51000520 PROBATION ASSIST.
51000521 PROGRAM AND OUTREACH SPEC
51000522 VALUATION SUPPORT SPECIAL
51000524 NUTRITION AIDE
51000525 DATA COLLECTOR
51000526 PURCHASE ASST
51000529 SR. ACCOUNT CLERK/TYPIST
51000530 INFO SEC COMPLIANCE OFFIC
51000531 ADMIN ASSISTANT LEVEL 1
51000533 ADMIN ASST LEVEL 2
51000535 ADMIN. ASSISTANT
51000536 FINAN. INVEST.
51000537 PROGRAM DIRECTOR PROS
51000538 SOC. WEL. EXAM.
51000539 DIRECTOR OF OPERATIONS
51000540 ADMIN ASSISTANT LEVEL 3
51000541 ADMIN ASST LEVEL 4
51000542 DEP DIRECTOR OF ITS
51000543 DENTAL HYGIENIST
51000546 NY CONNECTS COORDINATOR
51000547 OMBUDS PROG & OUTRCH SPEC
51000548 NURSE PRACTITIONER IN PSY
51000551 EMERG SVCS DISP.
51000554 PUBLIC HEALTH TECH
51000555 PROG DIRECTOR-CARE MANAGE
51000558 SR SOC WEL EXAM
51000559 AGING SVCS SPECIAL
51000562 CASEWORKER
51000564 ASSOCIATE PLANNER
51000565 REG. PROF. NURSE
51000567 WELFARE INVEST.
51000568 PRIN SOC WEL EXAM
51000570 FINANCE DIRECTOR
51000571 AGING SVCS PLANNER
51000572 WIC PROG NUTRITIONIST
51000574 COORD OF CHILD SUP
51000575 REHABILITATION SPECIALIST
51000577 ASST REL PROP APPR
51000579 PHYS. THERAPIST
51000580 COMM HEALTH NURSE
51000581 SR. CASEWORKER
51000584 STAFF DEV. COORD.
51000585 PROBATION OFFICER
51000586 DEP DIR OF AIRPORT OP/ARF
51000589 QUAL ASSURANCE/IMPROVE CO
51000590 PLANNER
51000591 COMM MENT HLT NURSE
51000592 ACCT. SUPERVISOR
51000594 CASE SUPERVISOR
51000595 PUB HEALTH SANIT.
51000597 SR. PROB. OFFICER
51000598 WIC PROG. DIR.
51000599 PSYCH. SOC. WORKER
51000601 SUPV COMM HLTH NUR
51000602 DEP DIR OF AIRPORT ADMIN
51000603 EMPLOYMENT SPECIALIST
51000604 HEAD SOC WEL EX
51000607 SR PUB HLTH SANIT
51000609 SR.PLANNER
51000610 PLANNING ADMINISTRATOR
51000611 SUPV. PSYCHOLOGIST
51000612 SR. COMMUNITY MH NURSE
51000614 BUYER
51000615 MAIL CLERK
51000619 PARALEGAL AIDE
51000621 CONT TREATMT SPEC
51000622 PROGRAMMER/ANALYST

51000627 SR WELFARE INVEST
51000628 MEDICAL SOC WKR
51000629 PRIN PLAN TOURISM PROG DI
51000630 PURCHASING CLERK
51000631 PROBATION OFF TRN
51000632 WRK. PRJ. SUPV.
51000633 CENTRAL SERVICES SUPER
51000634 YOUTH BUREAU PLANNER
51000636 GIS ADMINISTRATOR
51000637 SYSTEMS ANALYST TECH
51000638 MICROCOMPUTER SPEC
51000639 EDUC. & OUTREACH COORD
51000640 PUBLIC HEALTH ENG
51000641 CHIEF OF TRAN PLNG
51000650 SECURITY OFFICER
51000653 CLINIC SUPERVISOR
51000654 HEALTH AIDE
51000655 PROGRAM MGMT SPEC
51000656 TEAM LEADER
51000657 YOUTH CARE WORKER
51000658 SR FINANCE INVEST
51000668 PROG ANALYST TRAINEE
51000669 RECORDS OFFICER
51000670 PROGRAM COORD AC
51000671 SECRETARY
51000672 PLANNER/EVALUATOR
51000673 PRIN ACCT CLK TYP
51000674 ADMIN COORDINATOR
51000675 FORENSIC COUNSEL
51000676 TRANS ANALYST
51000678 TELE COMM TECH
51000681 STAFF DEV SPEC
51000682 ENVIRON PLANNER
51000684 PLAN ANALYST
51000685 PRINC RECORD CLERK
51000686 CASE MANAGER PHCP
51000687 RECORDING CLERK
51000689 EMER SVCS COORD
51000690 SR RECORDING CLERK
51000691 SR ELECTIONS CLERK
51000694 CIRCUIT RIDER PLANNER
51000697 SR. PSYCH. SOC. WORKER
51000698 SR DATA ENTRY OPR
51000707 JAIL NURSE
51000708 LEGAL UNIT ADMIN
51000709 REAL PROP. APPRAISER
51000710 REAL PROP APP TRN
51000711 COORD COMM YOUTH
51000712 NURSE PRAC/PHYS ASST
51000713 GIS TECH
51000714 GIS ANALYST
51000715 FINANCIAL ANALYST
51000716 HLTH ED PROMO DIR
51000717 COMM DEV PLANNER
51000719 SYSTEMS ANALYST
51000722 MANAGED CARE COOR
51000726 WEIGH SCALE OPR
51000727 WGTS & MEAS INSPECTOR
51000728 LONGTERM CARE COOR
51000730 REAL PROP SYS SPEC
51000731 ADMIN COMPUTER ASST
51000732 GIS PROJECT LEADER
51000735 VALUE SPECIALIST
51000736 SR PARALEGAL AIDE
51000737 LANDS PROGRAM MGR
51000738 NET/SYSTEMS/ADMIN
51000739 TELCOM/PRGRMING AD
51000741 FACIL & SECURITY MGR
51000742 REAL PROP TAX SVCS ASST
51000743 JOB DEVELOPER
51000744 EX ASST COMM ELEC
51000745 FAM/CHILD OUT WKR
51000746 PURCH/SYSTEMS COORD
51000747 QUALITY COORD
51000748 IMPLEMENT COORD
51000750 CASEWORKER ASST
51000751 SR EMERG SVC DIS
51000752 DIETITIAN
51000753 WATER SYS SPEC
51000754 ADMIN SVC COORD
51000755 EMP INFO ASSOC
51000756 SECURITY SUPER
51000757 SPECIAL ED COORD
51000760 STAFF DEV QUAL COR
51000761 WORKFORCE DEV SPEC
51000762 YOUTH FAM SVC COORD
51000763 PUB HLTH EDUCATOR
51000764 CAPITAL PROG COORDINATOR
51000765 ASSMT ACCT SPEC
51000766 FIN SYSTEMS ADMIN
51000767 FISCAL COORD
51000768 ASST ASMT ACT SPEC
51000769 CA DISP SYS COORD
51000770 CORD DUAL RECOVERY SRVS
51000771 COM & ADMIN COORD
51000772 PROB ADMIN
51000773 YOUTH EMP SPEC
51000774 EARLY INTER DIR
51000775 DIR PRE SPEC ED
51000776 DEP REG VITAL REC
51000777 SOLID WASTE ASSISTANT
51000778 PRIN PLANNER
51000779 EMP & TRAIN CLERK
51000780 BIO TERR PREP COORD
51000781 TRAN WRKFORCE COORD
51000782 FISCAL COORDINATOR

51000783 TRANS WKFORCE SPEC
51000784 PC TECH/WEB DEV
51000785 NUTRITION ED
51000786 DIV COORD TRNE
51000787 HOUSING SPEC
51000788 TRANS SPEC-DSS
51000789 MAIL & REC CLERK
51000790 WORKFORCE DEVEL COORD
51000791 DIVISION COORD
51000792 E911 PROG SPEC
51000793 SEN VOTG MAC TEC
51000794 SYSTEMS MGR
51000795 FAM SVC CRD FAM CT
51000796 SENIOR VAL SPEC
51000797 DISPATCH SUPERVISOR
51000798 LIFE SKILLS COORDINATOR
51000799 SR MOTOR VEH EXAM
51000801 CLEANER
51000802 GUARD
51000803 SENIOR CLEANER
51000804 SEASONAL WORKER
51000805 MAINTENANCE WORKER
51000806 LABORER
51000808 SR HEAVY EQUIPMENT MECHAN
51000809 MOTOR EQUIP OPER
51000810 HEAVY EQUIP OPER
51000811 MNT WRKR/PLUMBER/STM
51000812 WELDER
51000813 SIGN MECHANIC
51000814 SOL WASTE OP SPEC
51000817 AIRPORT MAINT SUPER
51000822 ELECTRICIAN
51000823 CLEANING SUPER
51000825 SR HI CREW SUPER
51000829 SR MAINT WORKER
51000830 RECYCLING COORD
51000831 RECYCLING SPEC
51000835 ENGINEERING TECH
51000837 ASSOC CIVIL ENG
51000840 BRIDGE MECHANIC
51000841 HIGHWAY CREW SUPV
51000842 CIVIL ENGINEER
51000843 HWY CREW SUBV PERUV
51000846 SW OPERATIONS SPECIALIST
51000849 HEAVY EQUIP MECH
51000850 HIGHWAY TECHNICIAN
51000851 AIRPORT TER SRV COOR
51000852 ARCHITECT DESIGNER
51000853 FISCAL COORDINATOR-COFA
51000854 SW ENFORCEMENT OFF
51000855 PAINTER/MECHANIC
51000856 EQUIPMENT SVC TECH
51000857 AIR FIRE OP TECH
51000858 AIR FIRE OP TECH TRAINEE
51000859 CONSTRUCT SUPER
51000860 ARCH DESIGN II
51000861 GEN MAINT SUPER
51000862 HVAC SYS TECH
51000863 MAINT MECHANIC
51000864 CARPENTER
51000865 FAC SHOPKEEPER
51000866 SR SIGN MECHANIC
51000867 ASST RECYCLE SPEC
51000868 WST RED& REC SPEC
51000870 AIR OPS/ARFF CF
51000871 EQUIP SERV/PARTS RM TECH
51000872 SR ENGINEERING TECHNICIAN
51000907 RABIES CLERICAL
51000999 DISABILITY
51009999 TOTAL 51000 CATEGORY
51800 ON CALL

Overtime

51200 OVERTIME PAY
51200049 PROJECT ASSISTANT
51200051 JTPA PARTICIPANT
51200075 VOTING MACH TECH
51200077 COMMUNICATION ASSISTANT
51200082 SR WEIGH SCALE OP
51200096 WIC CLERK
51200098 PUB SAFE SYS ADMIN
51200099 ADMIN RECORDING CLK
51200214 INFORMATION AIDE
51200216 HR SYSTEMS & PROGM ADMIN
51200218 SR COMMUNITY HLTH NURSE
51200307 EM SERV DISP/CAD SYS SPEC
51200311 SECRETARY, DA
51200312 PARALEGAL TO CA
51200316 EXEC ASST TO C/ADM
51200318 ACCOUNT CLERK/TYPIST
51200320 SR ACCT CLERK/TYPIST
51200326 ADMIN ASSISTANT
51200330 SECRETARY
51200331 PAYROLL COORDINATOR
51200333 PERSONNEL ASST
51200335 SEC TO COUNTY ADMIN
51200340 PUBLIC INFO OFFICER
51200341 ADMIN SERVICES COORD
51200342 VICTIM & RECOVERY SPEC
51200344 PERSONNEL ASSOC
51200349 PAYROLL SPECIALIST

51200352 EXT ASST TO SHERIFF
51200356 SEC/PARA AID TO DA
51200358 DISPATCH SUP/CAD SYS SPEC
51200401 CORRECTIONS CORP
51200402 DISPATCHER
51200403 COOK (JAIL)
51200406 CORRECTIONS OFFICER
51200407 SET UP ACCOUNT
51200411 CORRECTIONS SGT
51200412 SGT-DEPUTY SHERIFF
51200413 CRIM. INVESTIGATOR
51200417 SR. CRIM. INVEST.
51200419 DEPUTY SHERIFF
51200421 HEAD COOK, JAIL
51200424 CIVIL/ACCT PER CLERK
51200425 SECRETARY
51200428 LIEUTENANT DEPUTY SHERIFF
51200429 ACCT CLERK/TYPIST
51200430 SR CIVIL/ACCT PER CLERK
51200431 KEYBOARD SPEC
51200503 CLERK
51200505 MTR. VEH. EXAM
51200506 RECEPTIONIST
51200507 KEYBOARD SPECIALIST
51200511 CASE AIDE
51200513 ACCOUNT CLERK/TYPIST
51200517 OUTREACH WORKER
51200518 SENIOR CLERK
51200519 SENIOR TYPIST
51200521 PROGRAM AND OUTREACH SPEC
51200529 SR ACCOUNT CLERK/TYPIST
51200531 ADMIN ASSISTANT LEVEL 1
51200535 ADMIN. ASSISTANT
51200538 SOC. WEL. EXAM.
51200540 ADMIN ASSISTANT LEVEL 3
51200541 ADMIN ASST LEVEL 4
51200551 EMERG SVCS DISP
51200558 SR. SOC. WEL. EXAM.
51200559 AGING SVCS SPECIAL.
51200562 CASEWORKER
51200565 REG. PROF. NURSE
51200571 AGING SVCS PLANNER
51200575 REHABILITATION SPECIALIST
51200577 ASST REL PROP APPR
51200579 PHYS. THERAPIST
51200580 COMM HEALTH NURSE
51200581 SR. CASEWORKER
51200585 PROBATION OFFICER
51200586 DEP DIR OF AIRPORT OP/ARF
51200589 QUAL ASSURANCE/IMPROVE CO
51200590 PLANNER
51200591 COM MENT HLT NURSE
51200594 CASE SUPERVISOR
51200595 PUB HEALTH SANIT.
51200597 SR. PROB. OFFICER
51200598 WIC PROG. DIR.
51200599 PSYCH. SOC. WORKER
51200601 SUPV COMM HLTH NUR
51200602 DEP DIR OF AIRPORT ADMIN
51200609 SR. PLANNER
51200611 SUPV. PSYCHOLOGIST
51200614 BUYER
51200621 CONT TREATMT SPEC
51200622 PROGRAMMER/ANALYST
51200630 PURCHASING CLERK
51200632 WRK. PRJ. SUPV.
51200636 GIS ADMINISTRATOR
51200637 SYSTEMS ANALYST TECH
51200638 MICROCOMPUTER SPEC
51200650 SECURITY OFFICER
51200653 CLINIC SUPERVISOR
51200655 PROGRAM MGMT SPEC
51200656 TEAM LEADER
51200658 SR. FINANCE INVEST.
51200670 PROGRAM COORD AC
51200671 SECRETARY
51200673 PRIN ACCT CLK TYP
51200674 ADMIN COORDINATOR
51200675 FORENSIC COUNSEL
51200678 TELE COMM TECH
51200682 ENVIRON PLANNER
51200684 PLAN ANALYST
51200685 PRINC RECORD CLERK
51200687 RECORDING CLERK
51200690 SR RECORDING CLERK
51200691 SR ELECTIONS CLERK
51200694 CIRCUIT RIDER PLNR
51200707 JAIL NURSE
51200709 REAL PROP. APPRAISER
51200711 COORD COMM YOUTH
51200713 GIS TECH
51200714 GIS ANALYST
51200716 HLTH ED PROMO DIR
51200717 COMM DEV PLANNER
51200719 SYSTEMS ANALYST
51200726 WEIGH SCALE OPER
51200730 REAL PROP SYS SPEC
51200731 ADMIN COMPUTER ASST
51200732 GIS PROJECT LEADER
51200735 VALU SPECIALIST
51200738 NET/SYSTEMS/ADMIN
51200739 TELECOM/PROGRAMMING/ADMIN
51200741 FACIL & SECURITY MGR
51200744 EX ASST COMM ELEC
51200751 SR EMERG SVC DIS
51200757 SPEC ED COORD

51200761 WORKFORCE DEV SPEC
51200764 CAPITAL PROGRAM COORDINAT
51200766 FINANCIAL SYSTEMS ADMIN
51200769 CA DISP SYS COORD
51200771 COM & ADMIN COORD
51200777 SOLID WASTE ASSISTANT
51200778 PRIN PLANNER
51200781 TRAN WRKFORCE COOR
51200784 PC TECH/WEB DEV
51200786 DIV COORD TRNE
51200789 MAIL & REC CLERK
51200792 E 911 PROG SPEC
51200793 SEN VOTG MC TEC
51200794 SYSTEMS MGR
51200796 SENIOR VAL SPEC
51200797 DISPATCH SUPERVISOR
51200799 SR MOTOR VEH EXAM
51200801 CLEANER
51200802 GUARD
51200803 SENIOR CLEANER
51200804 SEASONAL WORKER
51200805 MAINTENANCE WORKER
51200806 LABORER
51200808 SR HEAVY EQUIPMENT MECHAN
51200809 MOTOR EQUIP OPER
51200810 HEAVY EQUIP OPER
51200812 WELDER
51200813 SIGN MECHANIC
51200814 SOL WASTE OP SPEC
51200817 AIRPORT MAINT SUPER
51200822 ELECTRICIAN
51200823 CLEANING SUPER
51200825 SR HI CREW SUPER
51200831 RECYCLING SPEC
51200835 ENGINEERING TECH
51200840 BRIDGE MECHANIC
51200841 HIGHWAY CREW SUPV
51200842 CIVIL ENGINEER
51200849 HEAVY EQUIP MECH
51200850 HIGHWAY TECHNICIAN
51200851 AIRPORT TER SRV COOR
51200852 ARCHITECT DESIGNER
51200855 PAINTER/MECHANIC
51200856 EQUIPMENT SVC TECH
51200857 AIR FIRE OP TECH
51200858 AIR FIRE/OP TECH TR
51200861 GEN MAINT SUPER
51200862 HVAC SYS TECH
51200863 MAINT MECHANIC
51200864 CARPENTER
51200865 FAC SHOPKEEPER
51200866 SR SIGN MECHANIC
51200867 ASST RECYCLING SPEC
51200868 WST RED REC & REC SPEC
51200870 AIR OPS/ARFF CF
51200871 EQUIP SER/PART RM TECH
51300802 GUARD

Premium Pay

51300 SHIFT PAY
51300307 EM SERV DISP/CAD SYS SPEC
51300358 DISPATCH SUP/CAD SYS SPEC
51300401 CORRECTIONS CORP.
51300402 DISPATCHER
51300406 CORRECTIONS OFFICER
51300411 CORRECTIONS SGT
51300412 SGT-DEPUTY SHERIFF
51300413 CRIM. INVESTIGATOR
51300417 SR. CRIM. INVES
51300419 DEPUTY SHERIFF
51300421 HEAD COOK, JAIL
51300428 LIEUTENANT DEPUTY SHERIFF
51300518 SENIOR CLERK
51300551 EMERG SVCS DISP
51300586 DEP DIR OF AIRPORT OP/ARF
51300678 TELE COMM TECH
51300751 SR EMERG SVC DIS
51300769 CA DISP SYS COORD
51300794 SYSTEMS MGR
51300797 DISPATCH SUPERVISOR
51300801 CLEANER
51300803 SENIOR CLEANER
51300804 SEASONAL WORKER
51300806 LABORER
51300809 MOTOR EQUIP OPER
51300810 HEAVY EQUIP OPER
51300812 WELDER
51300813 SIGN MECHANIC
51300817 AIRPORT MAINT SUPER
51300825 SR HI CREW SUPER
51300840 BRIDGE MECHANIC
51300841 HIGHWAY CREW SUPV
51300849 HEAVY EQUIP MECH
51300851 AIRPORT TER SRV COOR
51300855 PAINTER/MECHANIC
51300856 EQUIPMENT SVC TECH
51300857 AIR FIRE OP TECH
51300858 AIR FIRE OP TECH TR
51300866 SR SIGN MECHANIC
51300870 AIR OPS/ARFF CF
51300871 EQUIP SERV/PARTS RM TECH

51400 DISABILITY PAY
51400999 DISABILITY
51500 OTHER PAY 207C
51500294 PROGRAM DIRECTOR CSS
51500406 CORRECTIONS OFFIC.
51500412 SGT-DEPUTY SHERIFF
51500413 CRIM INVESTIGATOR
51500419 DEPUTY SHERIFF
51600 LONGEVITY
51700 PREMIUM PAY

Fringe Benefits

58800 FRINGES
58810 RETIREMENT
58820 VOLUNTARY DEFINED CONTRIB
58830 FICA
58840 WORKERS COMP
58850 TRANSIT PASS
58860 HEALTH
58861 PRESCRIPTION INS
58865 DENTAL
58870 UNEMPLOYMENT
58874 IME
58875 EAP
58876 WELLNESS PROGRAM
58877 EMPLOYEE RECOGNITION
58878 FLEXIBLE BENEFITS

Automotive Equipment

52231 VEHICLES

Highway Equipment

52233 HIGHWAY EQUIPMENT

Other Capital Equip

52125 MECHANICAL EQUIPMENT
52202 NETWORK COMPONENTS
52206 COMPUTER EQUIPMENT
52210 OFFICE EQUIPMENT
52211 CHAIRS
52212 DESKS, BOOKCASES
52214 OFFICE FURNISHINGS
52219 PERS UNITS
52220 DEPARTMENTAL EQUIPMENT
52221 SAFETY/RESCUE/EMERG EQUIP
52222 COMMUNICATIONS EQUIP
52223 NAVIGATION PROGRAM EQUIP
52230 COMPUTER SOFTWARE
52234 BLDG/GR MAIN EQUIPMENT
52235 LAB EQUIPMENT
52236 RECYCLING EQUIPMENT
52249 EQUIPMENT RESERVE
52720 PREV YRS ENC EQUIPMENT
52999 EQUIPMENT RESERVE

Highway Materials

54312 HIGHWAY MATERIALS

Vehicle Fuel and Maint

54306 AUTOMOTIVE SUPPLIES
54310 AUTOMOTIVE FUEL
54421 AUTO MAINTENACE/REPAIRS

Other Supplies

54302 COMPUTER/NET WK SUPPLIES
54303 OFFICE SUPPLIES
54304 CLEANING SUPPLIES
54305 CLIENT TRANSPORTATION
54307 ELECTRICAL SUPPLIES
54313 PHOTOGRAPHY SUPPLIES
54319 PROGRAM SUPPLIES
54330 PRINTING
54332 BOOKS
54333 EDUCATION AND PROMOTION
54336 SMAL TOOL ALLOWANCE
54340 CLOTHING
54342 FOOD
54346 NAVIGATION
54347 AMMUNITION
54352 DENTAL
54353 BIOLOGICALS
54354 MEDICAL
54357 COMPOST MATERIALS
54358 RECYCLABLES

Travel Training

54412 TRAVEL/TRAINING

Professional Services

54442 PROFESSIONAL SERVICES

All Other Contr. Svcs

54120 LEGAL DEFENSE ATTY FEES
54121 OTHER CT ORDERED EXPENSES
54406 FAMILY CT ATTY CHGG
54411 ROAD/BRIDGE CONTRACTS
54422 EQUIPMENT MAINTENANCE
54423 VENDOR RENTAL
54424 EQUIPMENT RENTAL
54425 SERVICE CONTRACTS
54435 AIRP FOOD SERV/CONCESS
54491 SUBCONTRACTS
54606 ADM & OVERHEAD
54607 PUBLIC WORKS ADMIN
54616 ABTD SUPPORT SERVICES
54617 COLLECTION SUPPORT SVCS

Program Expense

54400 PROGRAM EXPENSE

Maintenance

54311 MAINTENANCE
54470 BUILDING REPAIRS
54476 BLDG & GROUND MAIN/REPAIR

Utilities

54471 ELECTRIC
54472 TELEPHONE
54473 HEAT
54474 WATER/SEWER

Rent

54432 RENT

Other

54125 INDIVUAL DEVELOPMENT ACCT
54401 EMPLOYEE RECOGNITION
54402 LEGAL ADVERTISING
54403 MANDATE CONTIGENCY
54404 PASS THRU EXPENSE
54405 ATI SUPPORT
54408 INDP LIVING
54414 LOCAL MILEAGE
54416 MEMBERSHIP DUES
54436 54436
54439 PRISONER CLOTHING
54444 DEVELOPMENT GRANTS
54445 INTERMUNICIPAL AGREEMENTS
54446 TOWN SERVICES
54447 PRINTING
54452 POSTAGE
54462 INSURANCE
54463 RISK MANAGEMENT
54467 OUTPATIENT MED CHGS
54468 MENTAL HEALTH TRANSPORTS
54469 BOARDING OF PRISONERS
54475 FAC ENVIRONMENTAL TESTING
54479 EXTRADITION
54480 NEWSLETTER
54481 PUBLIC INFORMATION
54483 WITNESS FEES
54484 DARE PROGRAM
54485 CONFIDENTIAL INVESTIGATIO
54486 SHARED COST INITIATIVE
54487 TSA CONTRACT
54488 TAXES
54489 CREDIT CARD FEES
54492 ROOM TAX RESERVE
54497 STRATEGIC TOURISM PLAN
54499 HEALTH FACILITY ASSESSMNT
54568 RABIES CONTROL
54601 RECISSION RELIEF
54605 CENTRALLY DISTRIB. ITEMS
54618 INTERDEPARTMENTAL CHARGE
54619 ARTS & CULTL ORGS STABIL
54620 BEAUTIFICATION, ART&SIGN
54621 CAP-OPERATING TICKET CNTR
54622 CAP-OPERATING ASSISTANCE
54623 COMMUNITY CELEBRATIONS
54624 PROJECT GRANTS
54625 TOURISM CAPITAL GRANTS
54626 MARKETING AND ADV GRANTS
54627 FL TOURISM ALLIANCE
54628 NEW TOUR INITIATIVE GRANT
54629 DISCOVERY TRAIL
54630 TOWN OF DRYDEN
54631 RECOGNITION AWARDS

54632 CVB
54651 RENEWAL/REPLACEMENT COSTS
54833 HOUSEHOLD HAZARDOUS WASTE
54901 MICRO-COMPUTER SERVICES
54905 CENTRALLY DISTRIB ITEMS
56001 PRINCIPAL PAYMENTS DEBT
56665 MENTAL HEALTH
57001 INTEREST PAYMENTS DEBT
57665 INTEREST HS BLDG

Other Finance

52101 LAND ACQUISITION
54666 CITY S/TAX AGMT
54700 PREVIOUS YRS ENCUMBRANCE
54801 CONTRIBUTION TO INSURANCE
54802 CONTRIBUTION TO CONSTRUCT
54804 CONTRIBUTION TO GENERAL
54808 CONTRIBUTION TO DEBT SERV
54904 SUPPLEMENTAL BENEFITS
56620 TCA BLDG
56621 2004 REFUNDING
56622 NEW FINANCINGS
56623 2014
56625 2006
56626 2004 REFUNDING B
56631 LANDFILL CLOSURE
56634 TC 3
56640 COMPUTER
56642 REFUNDING ESCROW
56645 E 911
56650 2005
56660 2007
56675 2010
56690 2013
56691 2003 REFUNDING
56692 2012
56693 BUILDING IMPROVEMENTS
56694 2013 REFUNDING
56695 2014 REFUNDING B
56696 2014 REFUNDING A
56697 2015 REFUNDING A
56698 2015 REFUNDING B
56699 2017
57720 INTEREST TCA
57721 INTEREST 2004 A
57722 INTEREST NEW FINANCINGS
57723 INTEREST 2014
57725 INTEREST 2006
57726 INTEREST 2004 B
57731 INTEREST LANDFILL CLOSURE
57732 INTEREST 2015 REF B
57734 INTEREST TC 3
57740 INTEREST COMPUTER
57742 INTEREST GIS PLANNING
57745 INTEREST E 911
57750 INTEREST 2005
57760 INTEREST 2007
57775 INTEREST 2010
57790 INTEREST 2013
57791 INTEREST 2003
57792 INTEREST 2012
57793 INTEREST BUILDING IMPROVE
57794 2013 INTEREST REFUNDING
57795 INTEREST 2014 REF B
57796 INTEREST 2014 REF A
57798 INTEREST 2016
57799 INTEREST 2017
59239 CONSTRUCTION EXPENSE
INTEREST 2 57799

Federal Aid

44089 OTHER FEDERAL AID V
44389 OTHER PUBLIC SAFETY AID
44391 CNR/INMATE MEALS
44392 AIRPORT SECURITY/TSA
44401 FED AID PUBLIC HEALTH
44402 WIC
44447 PHC-CASE MANAGEMENT
44451 MEDICAID ADMIN/FED.
44472 PROGRAMS FOR AGING
44489 FED AID OTHER HEALTH
44490 FED AID MH
44492 HOMELESS
44495 OASAS, FEDERAL
44589 FEDERAL AID, BRIDGES
44592 FEDERAL AID AIRPORT
44594 FED AID MASS TRANSIT
44601 MEDICAL ASSISTANCE
44609 AFDC
44610 DSS ADM
44611 FOOD STAMPS
44612 DETENTION PREVENTION
44613 HOME RELIEF
44615 FFFS
44619 CHILD CARE
44623 JUVENILE DELIQUENTS
44635 JOBS

44640 FEDERAL SAFETY NET
44641 HEAP
44643 FED: FOOD ASST. PROGRAM
44661 F&CS BLOCK GRANT
44670 SERVICES FOR RECIPIENTS
44689 OTHER SOCIAL SERVICES
44700 REPAY ECON DEV LOANS
44772 OFA FEDERAL AID
44780 FED AID WIB ADMIN STIMULU
44782 FED AID WIA ADULT STIMULU
44783 FED AID WIA YTH STIMULUS
44784 FED AID WIA DW STIMULUS
44788 SNAP
44789 SUMMER FEEDING PROGRAM
44790 FEDERAL AID JOB TRAINING
44792 FEDERAL AID, WIA ADULT
44793 FEDERAL AID, WIA YOUTH
44794 FEDERAL AID, WIA DW
44795 FEDERAL AID, TANF SUM YTH
44796 FEDERAL AID, EMERGENCY DW
44797 FEDERAL AID, TAA
44820 PROGRAMS FOR YOUTH
44910 HUD HOMEOWNERSHIP
44959 FEDERAL AID
44960 EMERGENCY DISASTER ASST

State Aid

43001 STATE REVENUE SHARING
43016 CASINO LICENSING FEES
43021 COURT FACILITIES AID
43030 DA SALARY
43089 OTHER STATE AID
43277 PRESCHOOL SPECIAL EDUCATI
43310 PROBATION SERVICES
43315 NAVIGATION
43330 COURT SECURITY REIMB
43389 OTHER PUBLIC SAFETY
43390 REIMB STATE PRISONERS
43391 CNR/INMATE MEALS
43401 PUBLIC HEALTH WORK
43411 E1 AND CHILD FIND
43448 PHCP TREATMENT
43449 EARLY INTERVENTION
43481 KENDA'S LAW
43482 SUPERVISED OUTPATIENTS MH
43483 DRUG FREE RESIDENTIAL MH
43484 OMH COMMISSIONERS PERFORM
43485 OHM COM REINVESTMETN
43486 OMH FLEX
43488 ICM MH
43489 OTHER HEALTH INCOME
43490 KENDRA'S LAW
43491 MH OT620
43493 MENTAL RETARDATION OT 620
43494 MH OMR 620
43495 MH DAAA
43497 MH CSS
43499 OMH CONTRACT REVENUE
43501 CHIPS
43502 MICA
43589 BRIDGES
43592 DOT GRANTS
43594 MASS TRANSIT
43601 MEDICAL ASSISTANCE
43602 MMIS
43606 ADULT FAMILY HOMES
43609 AFDC
43610 DSS ADM
43611 FOOD STAMPS
43612 DETENTION PREVENTION
43613 HOME RELEIF
43615 JOBS ADM
43616 LOCAL ADMINISTRATION FUND
43619 CHILD CARE
43623 JUVENILE DELINQUENTS
43635 JOBS
43640 STATE SAFETY NET
43642 EMERGENCY ASST
43643 STATE: FOOD ASST. PROGRAM
43648 BURIALS
43650 STATE 65% NET OF FED
43655 NYSCCBG
43661 F&CS BLOCK GRANT
43670 SERVICES FOR RECIPIENTS
43671 PYS SERVICE FOR RECEIPIEN
43790 STATE AID JOB TRAINING
43803 PROGRAMS FOR AGING
43808 OFA STATE AID
43820 PROGRAMS FOR YOUTH
43959 STATE AID PLANNING
43960 EMERGENCY DISASTER ASST
43989 OTHER HOME/COMMUNITY SVCS
43997 HOME & COMM SVCS CAP GTS
43999 STATE AID

Local Revenues

41001 REAL PROPERTY TAXES
41051 GAIN FROM SALE TAX PROP
41081 PYMTS IN LIEU TAXES
41082 USE OF RESERVES
41090 INT & PENALTIES PROP TAXE
41091 TAX INSTALL SERVICE CHARG
41100 REAL PROPERTY TAX ITEMS
41107 SALES TAX 3%- TOWNS
41108 SALES TAX 1% -TOWNS
41109 SALES TAX 1%-CITY
41110 SALES TAX 3%
41111 SALES TAX 1%
41113 ROOM TAX
41114 INT & PENTALTIES ROOM TAX
41115 NON PROP TAX REDUCE TWN
41136 AUTOMOBILE USE TAX
41140 E911 SURCHG
41187 MORTG REC TAX--CONTR
41188 MORTGAGE REC TAX- DIRECT
41189 DEED TRANSFER TAX
41230 TREASURER FEES
41235 TAX ADVERTISING
41240 COMPTROLLER FEES
41250 ASSESSORS FEES
41255 CLERK FEES
41256 MOTOR VEHICLE USE FEE
41260 PERSONNEL FEES
41270 SHARED SERVICE CHARGES
41271 SHARED SERV CHRGS H INS
41273 SHARED SERV CHRGS SUPP BF
41289 OTHER GEN GOVERNMENT
41510 SHERIFF FEES
41515 ATI FEES
41525 PRISONER CHARGES
41580 PROBATION RESTITUTION
41589 OTHER PUB SAFE DEPART INC
41601 PUBLIC HEALTH FEES
41603 CLINIC FEES
41605 CHRGS CARE OF HANDICAPPED
41607 MEDICAID INS PYMTS
41608 MEDICAID CHHA - MOMS
41609 MATERNAL CHILD OFFC VISIT
41610 HOME NURSING CHGS
41611 HOME CARE CHARITY CARE
41612 CARE AT HOME
41613 MATERNAL CHILD HOME VISIT
41614 TB DOT
41615 LAB FEES
41616 HLTH EDUCATION REVENUES
41620 MENTAL HEALTH FEES
41621 SKYLIGHT FEES
41623 MH CSS FEES
41632 MH ICM FEES
41650 PERS CHGS
41655 COFA COST SHARE
41688 IMMUNIZATION CHGRS
41689 OTHER HEALTH CHGS
41690 DENTAL PROGRAM
41770 LANDING FEES CHGS
41771 APRON FEES
41774 CONCESSIONS
41789 PFC
41792 TRANSIT INCOME
41801 REPAY MEDICAL ASSISTANCE
41809 REPAY AFDC
41810 MEDICAL INCENTIVE EARNING
41811 CHILD SUPPORT INCENTIVE
41819 REPAY CHILD CARE
41823 REPAY JUVENILE DELQ
41840 REPAY HOME RELIEF
41841 REPAY HEAP
41842 REPAY EMERGENCY AID
41848 REPAY BURIALS
41855 DAY CARE
41870 REPAY PURCHASE OF SERV.
41894 SOCIAL SERVICES CHARGES
41962 INSPECTION FEES
41972 CHGS-PROGRAMS FOR AGING
41989 OTHER ECON ASST

Other Revenues

41232 FORECLOSURE FEES
41772 AIRPORT DAY
42070 CONTRIB FR PRIV AGENCIES
42075 DEPARTMENTAL CHARGES
42089 RECREATION CHARGES
42115 PLANNING FEES
42130 SW ANNUAL FEE
42131 DISPOSAL FEES
42132 DEPOT FEES
42133 SWAF DELINQUENT
42134 PUNCH CARD CHARGES
42135 FINANCE CHARGE
42136 SEPTAGE CHRGS
42137 SW DISPOSAL COUPONS
42138 SW BIN SALES
42139 RECYCLING

42140 DROP OFF FEES
42170 CD PROGRAM INCOME (ED)
42189 OTHER HOME & COMM SERVICE
42215 ELECTION EXPENSE
42222 PARTICIPANT ASSESSMENTS
42225 LOCAL REVENUE (FEDERAL)
42226 SALE OF SUPPLIES
42228 DATA PROCESSING
42229 TELECOMMUNICATIONS
42238 COMMUNITY COLLEGE CHRGS
42260 SHERIFF OTHR GOVTS
42268 DOG CONTROL
42302 SNOW REMOVAL
42372 PLANNING OTHR GOVTS
42401 INTEREST & EARNINGS
42410 RENTS
42411 CD PROGRAM INCOME(HO)
42450 COMMISSIONS
42545 LICENSES
42590 PERMITS
42610 FINES, FORFEITURES, BAILS
42611 FINES & PENALTIES
42615 STOP DWI FINES
42625 FORFEITURE/STATE - RSTD
42626 FORFEITURE/FEDERAL - RSTD
42650 SALE OF SCRAP
42652 SALE OF FOREST PRODUCTS
42655 MINOR SALES, OTHER
42660 SALE OF REAL PROPERTY
42665 SALE OF EQUIPMENT
42680 INSURANCE RECOVERIES
42681 LEGAL SETTLMENTS
42701 REFUND OF PRIOR YR EXPENS
42702 ATI PROGRAM
42705 GIFTS & DONATIONS
42706 DARE DONATIONS
42710 PREMIUM ON OBLIGATIONS
42770 OTHER MISCELL REVENUES
42771 INTERDEPARTMENT REVENUE
42773 SECURITY SYSTEM
42797 OTHER LOCAL GOVT CONTRIBU
42799 MISCELL LOCAL SOURCES
42802 INTERFUND REV VEHICLE SER

Interfund Transf & Rev

42801 INTERFUND REVENUES
42822 TRANSFER FROM COUNTY ROAD
42899 INTERFUND REVENUES
42966 TC3 PAYMENT
42970 MENTAL HEALTH BUILDING
42976 E 911
45031 INTERFUND(A)
45032 INTERFUND(CT)
45033 INTERFUND(CL)
45034 INTERFUND H
45035 INTERFUND (D)
45036 INTERFUND(CD)
45037 INTERFUND(DM)
45039 TASC CONTRIBUTION
45710 BONDS
45730 BANS
45731 BANS REDEEMED FROM APPROP
45785 INSTAL PURCHASE DEBT
45791 04 REFUND BONDS ESCROW

Applied Rollover (Rev.)

41084 USE OF ROLLOVER

Applied Rollover (Exp.) [discontinued]

54999 ROLLOVER [discontinued]

AN OVERVIEW OF THE TOMPKINS COUNTY RESULTS BASED ACCOUNTABILITY PROCESS

In 2017, eight county departments began to learn about and implement the Results Based Accountability (RBA) model to assess program performance. RBA looks at program performance as measured by responding to three questions:

- How much does the program/service do? (Quantity/ Effort)
- How well is the program/job/service done? (Quality/ Effort)
- Is anyone better off because of what was done? (Effect)

To begin the process, departments went through training to learn how to develop measures that showcase their work. Once trained, departments began to develop and hone performance measures with anticipation of collecting data in 2018.

The data being collected throughout the organization varies greatly from department to department and measure to measure. Some data is collected quarterly and other data annually. Some data has been collected for years and other data will be collected for the first time in December of 2018. The ability for departments to develop indicators and metrics directly related to their program goals and objectives provides an opportunity for departmental observation of the impacts of the work their staff takes on each day.

In 2018, a second group of nine county departments began the process of developing their measures with the final ten departments coming on board in 2019. While the new groups learn and develop performance measures, the groups in year two of the process will learn about the "Turn the Curve", a way to use the data to make programmatic shifts to improve performance, support growth, and/or continue successful practices by discussing the results with a variety of stakeholders.

Developing a performance management system tied to departmental missions, goals and objectives takes time. The first group has just begun collecting and inputting information in 2018. This information will be able to show change and growth more fully in each additional year of input. While we are beginning to be able to see some data, it will be several years before the system is complete and can be fully utilized to support our continual improvement. At this time, we can offer a glimpse at the departmental measures being collected by our first eight departments, which is attached. This glimpse allows you to see ways that the information can be organized. Again, because RBA is self-developed and individualized, you will find that each department has their own unique way of showcasing the measurements that highlight the work being completed by their department. Measurements marked headline are the measurements that most fully showcase the work of the department. Performance measures are not intended to encompass everything a department does, only the most significant areas, if improved will support department goals and objectives.

Departmental Roll Out Plan

YEAR ONE 2017	YEAR TWO 2018	YEAR THREE 2019
Assessment County Clerk/ DMV Social Service (DSS) Highway Information Technology Services Mental Health Probation Department Youth Services	Assigned Counsel County Administration Board of Elections* County Attorney District Attorney Health Department Recycling/ Materials Mgmt. Sheriff – Jail Tompkins Workforce Development Board Weights and Measures	Office of Aging Airport, Ithaca/Tompkins Regional Emergency Response Facilities Finance Human Resources Human Rights Planning/ Sustainability Tompkins Workforce NY Career Sheriff – Road Patrol

* Due to November elections Board of Election will begin RBA in December

Tompkins County Assessment

The Assessment Department selected data related to the number of parcels that they assess, the staff to parcel ratio within the department and the amount of grievances received regarding assessments. The department has been collecting this information since 2010 and has inputted it into their scorecard as seen below. This is an annual measurement.

Performance Measures	Time Period	Actual Value	Target Value	Current Trend	Baseline % Change
PM ASMT HOW MUCH: # of parcels	2018	35,406	—	↗ 13	4% ↑
PM ASMT HOW WELL: # of parcels/Staff (ratio)	2017	5,887	—	↗ 1	39% ↑
PM ASMT BETTER OFF: # of Tentative assessments grieved	2017	202	—	↘ 1	-79% ↓

Each performance measure provides a graph to showcase the changes in the number. Below is a glimpse at the Better Off measure for Assessment.

PM ASMT BETTER OFF: # of Tentative assessments grieved

2017	202	—	↘ 1	-79% ↓
2016	228	—	↗ 2	-76% ↓
2015	205	—	↗ 1	-79% ↓
2014	170	—	↘ 1	-82% ↓
2013	192	—	↗ 1	-80% ↓
2012	169	—	↘ 4	-82% ↓
2011	189	—	↘ 3	-80% ↓
2010	236	—	↘ 2	-75% ↓
2009	327	—	↘ 1	-66% ↓
2008	417	—	↗ 1	-56% ↓

Tompkins County Clerk/Central Services/Department of Motor Vehicles

The County Clerk divided data into three categories – Central Services, County Clerk, and Department of Motor Vehicles. Like the Assessment Department, the Clerk had access to some data that was being collected prior to RBA implementation. We will continue to work with the Clerk's office to hone their how well and better off data.

County Clerk

		Time Period	Actual Value	Current Trend	Baseline % Change
P CCDMV	County Clerk (HEADLINE)				
PM CCDMV	HOW MUCH: $ on toner (HEADLINE)	2017	$718.52	↘ 2	-82% ↓
PM CCDMV	HOW MUCH: $ on paper (HEADLINE)	2017	$544.03	↗ 1	-52% ↓
PM CCDMV	HOW MUCH: # of Passports Processed (HEADLINE)	2017	1,188	↗ 1	4% ↑
PM CCDMV	HOW MUCH: # of paper filed cases (HEADLINE)	2017	701	↘ 4	-44% ↓
PM CCDMV	HOW MUCH: # of e-filed cases per year (HEADLINE)	2017	272	↗ 3	27100% ↑
PM CCDMV	HOW MUCH: # of electronically recorded documents per year (HEADLINE)	2017	1,283	↗ 4	1392% ↑
PM CCDMV	HOW MUCH: # of paper recordings (HEADLINE)	2017	8,023	↘ 1	-30% ↓

Central Services/Records

		Time Period	Actual Value	Current Trend	Baseline % Change
P CCDMV	Central Services/Records (HEADLINE)				
PM CCDMV	HOW MUCH: Gas (HEADLINE)	2017	909	↘ 4	-52% ↓
PM CCDMV	HOW MUCH: Postage Used (HEADLINE)	2017	$103,617	↘ 1	-14% ↓
PM CCDMV	HOW MUCH: Metering Fees (HEADLINE)	2017	$13,767	↘ 1	-20% ↓
PM CCDMV	HOW MUCH: Yearly Mileage (HEADLINE)	2017	7,664	↘ 1	-21% ↓
PM CCDMV	BETTER OFF: Daily Average Mileage (HEADLINE)	2017	34	↘ 2	-25% ↓

Tompkins County Clerk/Central Services/Department of Motor Vehicles

Unlike data being collected for the County Clerk and Central Services, the Department of Motor Vehicles will be collecting their data monthly. The DMV began collecting their information in December of 2018.

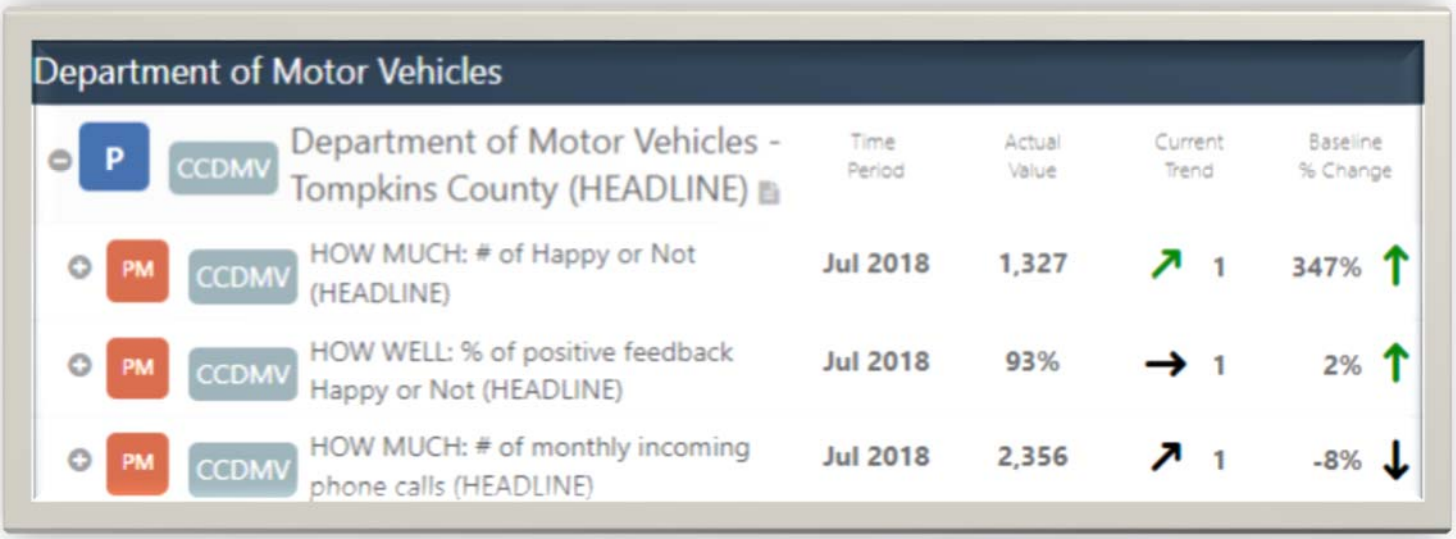

Department of Motor Vehicles

		Time Period	Actual Value	Current Trend	Baseline % Change
P CCDMV	Department of Motor Vehicles - Tompkins County (HEADLINE)				
PM CCDMV	HOW MUCH: # of Happy or Not (HEADLINE)	Jul 2018	1,327	↗ 1	347% ↑
PM CCDMV	HOW WELL: % of positive feedback Happy or Not (HEADLINE)	Jul 2018	93%	→ 1	2% ↑
PM CCDMV	HOW MUCH: # of monthly incoming phone calls (HEADLINE)	Jul 2018	2,356	↗ 1	-8% ↓

Department of Social Services

The Department of Social Services will be collecting their data via two categories – Services to Vulnerable Population and Financial Assistance.

The goal is to capture this information on a quarterly basis. The measures that the Department of Social Services will be collecting include:

Services to Vulnerable Populations:

- HOW MUCH: # APS rep-payee referrals
- HOW MUCH: # CPS cases
- HOW MUCH: # Children
- HOW MUCH: # children on new open preventive-foster care
- HOW MUCH: # of open CPS monitored preventive-foster care cases
- HOW MUCH: # of open CPS monitored preventive-foster care cases
- HOW WELL: % APS re-payee applications submitted to SSI
- HOW WELL: % CPS Workers with less than 15 caseloads (State mandate)
- HOW WELL: % of CPS safety assessments completed in 6 days (7-day deadline)
- HOW WELL: % of cases with children at home (this indicates that the family is receiving adequate services to address identified safety-factors)
- BETTER OFF: #/% APS new rep-payee that establish and retain housing
- BETTER OFF: #/% of children with low number of safety factors remain at home
- BETTER OFF: #/% of children with high number of safety factors placed out-of-home
- BETTER OFF: #/% of cases with no indicated safety risk recurrence within 12 months of case opening

Financial Assistance:

- HOW MUCH: # of SNAP applications submitted
- HOW MUCH: # of TA applications submitted
- HOW MUCH: # of Medicaid applications submitted
- HOW MUCH: # of individuals and families placed in emergency shelter
- HOW WELL: % SNAP applications processed within 30 days
- HOW WELL: % TA applications processed within 30 days
- HOW WELL: % Medicaid applications processed within 45 days
- HOW WELL: % of individuals and families discharged from emergency shelter within 20 days
- BETTER OFF: #/% of SNAP cases opened
- BETTER OFF: #/% of TA cases opened
- BETTER OFF: #/% of Medicaid cases opened
- BETTER OFF: #/% discharged from emergency shelter to permanent housing

Highway Department

Like the Department of Social Services, the Highway Department created groupings for their performance measures. These groupings include: Road Index, Maintenance, and Safety. The indicators that will be tracked annually include:

Road Index

- HOW MUCH: # miles of road maintained
- HOW MUCH: # of bridges
- HOW WELL: % of Overall Condition Index at Good
- HOW WELL: % of Overall Condition Rating at Fair
- BETTER OFF: % of roads that maintain above a 70.0 rating
- BETTER OFF: % of bridges that are measured as good or fair

Maintenance

- HOW MUCH: # of phone calls
- HOW WELL: % of potholes assessed and filled within 24 hours after complaint
- BETTER OFF: #/% of claims paid out due to potholes

Safety

- HOW MUCH: # of worker's compensation claims
- HOW WELL: % of staff completing all safety training
- BETTER OFF: #/% of claims moving in the right direction via trend data

Information and Technology Services

ITS selected performance measures based on Implementation, Support and Planning. Each measure will be collected on an annual basis.

Implementation, Support and Planning

- HOW MUCH: # of customers
- HOW MUCH: # of requests for improvements within existing systems
- HOW MUCH: # of projects
- HOW WELL: % of software apps based on Business Process Automation (BPA)
- HOW WELL: % of system projects based on BPA
- HOW WELL: % of projects completed on time and on budget
- BETTER OFF: % of projects requiring redesign after completion
- BETTER OFF: % of $ saved by shared services initiatives

Tompkins County Mental Health

The Mental Health Department will be collecting a variety of measurements on a quarterly basis.

- HOW MUCH: # of clients served (Headline)
- HOW MUCH: # of clients in groups
- HOW MUCH: # of groups provided
- HOW MUCH: # of group hours provided
- HOW MUCH: # of hours of care provided (Headline)
- HOW MUCH: # of services provided (Headline)
- HOW MUCH: # of active clients who went to the ER (Headline)
- HOW WELL: average # hours/client
- HOW WELL: average # services/client
- HOW WELL: average # group hours/client
- HOW WELL: % client attendance (Headline)
- HOW WELL: % clients seen by a clinician within 5 days of their intake (Headline)
- HOW WELL: % clients reporting satisfaction with the program (Headline)
- HOW WELL: % of clients who access Tompkins County Mental Health Services (TCMHS) within 5 days after psychiatric hospitalization (Headline)
- BETTER OFF: #/% of participants who demonstrated improved quality of life, as measured by pre- and post-assessments (Headline)
- BETTER OFF: #/% of client objectives/goals achieved and/or risk factors mitigated (Headline)
- BETTER OFF: #/% of clients who are successfully discharged from TCMHS (Headline)

Tompkins County Probation Department and Community Justice Department

Probation and Community Justice has selected quarterly performance measures that focus on Departmental Administration, Juvenile Outcomes, and Adult Outcomes.

Departmental Administration

- HOW MUCH: # of probationers under supervision as of the end of the calendar year
- HOW Much: # of caseload bearing staff
- HOW WELL: % of staff meeting annual training requirements
- HOW WELL: % of staff completing annual individualized training

Juvenile Outcomes

- BETTER OFF: #/% of juvenile offender cases with lower risk factors at case closing
- BETTER OFF: #/% of juvenile offender cases with improved protective factors at case closing
- BETTER OFF: #/% of juvenile cases successfully discharged

Adult Outcomes

- BETTER OFF: #/% of adults arrested for a felony within 1 yr. of date of sentence (Headline)
- BETTER OFF: #/% of adults arrested for a felony within 2 yr. of date of sentence (Headline)
- BETTER OFF: #/% of adults arrested for a felony within 3yr. of date of sentence (Headline)
- BETTER OFF: #/% of adult cases successfully discharged

Tompkins County Youth Services Department

The Youth Services Department selected to separate their data into three categories, Administration & Operations, Community Coordination, and Data Collection & Quality Management. Although Youth Services has been participating in Results Based Accountability for many years, they were only collecting data on their contracted programs. The measures now being collected related directly to departmental operations. All of the departmental measures will be collected on an annual basis and have not yet been collected.

Administration and Operations

- HOW MUCH: Total Youth Services budget
- HOW WELL: % of budget expended on time
- BETTER OFF: # surplus or deficiency (Budget Expended)

Community Coordination

- HOW MUCH: # of organizations that receive high levels of coordination services
- HOW MUCH: # of training provided to youth workers by youth services staff
- HOW WELL: ANNUAL SURVEY % of groups receiving high levels of coordination services that rate experience with coordination services as positive (3 – 5 on the likert scale)
- BETTER OFF: ANNUAL SURVEY # of organizations that respond they are better off due to the coordination services provided by youth services
- BETTER OFF: ANNUAL SURVEY # of organizations that respond they are better off due to the training they received from youth services

Data Collection and Quality Management

- HOW MUCH: # of contractors (MYSS planning groups)
- HOW MUCH: # of contractors (agencies) that conduct needs assessments
- HOW WELL: % of contractors (MYSS) that identify annual goals
- HOW WELL: % of contractors (agencies) that base programming decisions on needs assessment as self-reported in annual survey
- BETTER OFF: #/% of contractors (municipalities) that annually achieve their municipal goals
- BETTER OFF: #/% of contractors (agencies) that maintain or improve their better off measures

Tompkins County Criminal Justice System – Alternatives to Incarceration

Performance Accountability is only one piece of the Results Based Accountability model. Through performance measures organizations and programs can be held accountable for the customers they serve. In addition to performance accountability, RBA allows us to look at population accountability which reviews the well-being of our entire community. We are utilizing the coupling of performance and population accountability in our alternatives to incarceration program as we implement the CGR recommendations. Below are some of the indicators being monitored.

Population Data

This data has been collected beginning in 2007 through 2017. The actual value is the current value related to the measurement. The current trend looks at the change from 2016 to 2017. The baseline change is the percentage difference between 2007 and 2017.

Jail Census				
G CJATI Tompkins County Jail	Time Period	Actual Value	Current Trend	Baseline % Change
I CJATI Average Daily Census - Tompkins County jail	2017	76	↘ 2	-5% ↓
I CJATI Unsentenced jail population - Tompkins County Jail	2017	45	↘ 2	36% ↑
I CJATI Board Out population - Tompkins County Jail	2017	2	↘ 2	-83% ↓
Public Safety				
G CJATI Public Safety	Time Period	Actual Value	Current Trend	Baseline % Change
I CJATI Crime Index	2017	1,890	↗ 1	-37% ↓
I CJATI Violent Crime	2017	128	↘ 2	-3% ↓
I CJATI Property Crime	2017	1,762	↗ 1	-39% ↓
I CJATI Total Arrests - Tompkins County	2017	1,343	↘ 3	-15% ↓
I CJATI Felony Arrests - Tompkins County	2017	309	↘ 3	-26% ↓
I CJATI Misdemeanor Arrests - Tompkins County	2017	1,034	↘ 3	-21% ↓
Recidivism				
G CJATI Rebooking (Recidivism)	Time Period	Actual Value	Current Trend	Baseline % Change
I CJATI Total % inmates Rebooking	2017	34	↗ 1	55% ↑
I CJATI % of inmates Sentenced Rebooking	2017	5	↘ 3	59% ↑
I CJATI % of inmates Unsentenced Rebooking	2017	41	↗ 1	73% ↑

Tompkins County Criminal Justice System – Alternatives to Incarceration

Performance Measures

The Reentry Program housed at Mental Health participates in quarterly performance measurements. Below is the information collected in the first and second quarter of 2018.

RBA Performance Measures	Q1	Q2	Q3	Q4	YTD
HOW MUCH: # of clients in outreach	42	55			97
HOW MUCH: # of new clients enrolled	21	27			48
HOW MUCH: # of total clients enrolled/served	21	43			48
HOW WELL: # of contacts per client per month (Average per month)	3	4			3.5
BETTER OFF: # of successful referrals TOTAL	59	137			196
BETTER OFF: % of successful referrals TOTAL	59% 59/100	62% 137/222			61% 196/322
BETTER OFF: # of successful referrals to Entitlement Benefits *	23	57			80
BETTER OFF: % of successful referrals to Entitlement Benefits *	70% 23/33	69% 57/83			69% 80/116
BETTER OFF: # of successful referrals to Wellness **	14	34			48
BETTER OFF: % of successful referrals to Wellness **	42% 14/33	46% 34/74			45% 48/107
BETTER OFF: # of successful referrals to Readiness ***	7	16			23
BETTER OFF: % of successful referrals to Readiness ***	37% 7/19	50% 16/32			45% 23/51
BETTER OFF: # of successful referrals to Other Services****	15	30			45
BETTER OFF: % of successful referrals to Other Services****	100% 15/15	91% 30/33			94% 45/48

*Entitlement Benefits includes: Housing, Medicaid, Public Assistance, SNAP, and Social Security
**Wellness includes: Mental Health, Substance Use Treatment, and Care Management
***Readiness includes: Education and Work Readiness programs
****Other Services includes: Health Navigators, OAR, Catholic Charities, Food Pantries, APS, 211, ACP, LAW-NY, Office for the Aging, FLIC, Women's Opportunity Center, Safelink, Loaves & Fishes, TCA, YMCA

Tompkins County Criminal Justice System – Alternatives to Incarceration

Currently all departments and agencies that received 2018 Alternative to Incarceration Over Target Requests, (County Administration, Probation, Mental Health, District Attorney, Sheriff-Corrections, and OAR) are working to develop high-end RBA performance measures. Each department and/or agency is working diligently to learn, develop, and implement performance measures that showcase how their customers are better off because of their participation. The chart below highlights the area of focus that each department has taken on as a result of their additional funding.

Department	Focus Area of the Department
County Administration	Coordination of criminal justice system at the population & performance level
Probation	Senior probation officer assisting with felony drug treatment court and electronic monitoring
Sheriff-Corrections	Forensic Counselor to enhance behavioral health services in the jail
Sheriff-Corrections	A second Registered Jail Nurse to insure suitable coverage in assisting with the health and wellbeing of inmates
Mental Health	Discharge planning: case management assistance to inmates with obtaining links to services upon release from jail with appropriate follow-up
District Attorney	Court ADA to lessen caseloads and speed up processing, to target and decrease the unsentenced jail population.
OAR – College Initiative Upstate	Building pathways from criminal justice involvement to college and beyond

Conclusions

This is just a glimpse of our Results Based Accountability system. As we continue to work with additional departments and community-based organizations, the system will continue to grow and change. This growth will allow us to better understand our departmental performance and allow Tompkins County to dive further into population accountability. It should be noted that our progress would not be possible without the "coalition of the willing," the eight brave departments that began the RBA process in 2017. We are truly thankful to those departments and department heads who continue to support innovative practices as we dive into a system that allows us to continuously improve.

This page intentionally left blank.